



FY 2023-2024 PROPOSED ANNUAL BUDGET



As submitted to the City Council on July 25, 2023



Table of Contents

Message from City Manager	4-5
General Fund	6-17
Summary	7
Revenues	8
General Government	9-10
Municipal Court	11
Police Department	12
Emergency Management	13
Parks and Open Space	14
Community Center	15
Events	16
Non-Departmental	17
Utility Fund	18-23
Summary	19
Revenues	20
Administration	21
Water Services	22
Wastewater Services	23
Street Fund	24-27
Summary	25
Revenues	26
Expenses	27
Debt Fund	28-31
Summary	29
Revenues	30
Expenses	31
Capital Projects Fund	32-35
Summary	33
Revenues	34
Expenses	35
Capital Recovery Fund	36-39
Summary	37
Revenues	38
Expenses	39
Police Department Assets Fund.....	40-43
Summary	41
Revenues	42
Expenses	43



CITY OF JARRELL, TEXAS
ANNUAL BUDGET
FOR FISCAL YEAR 2024

This budget will raise more revenue from property taxes than last year's budget by an amount of \$670,834, which is a 36.35 percent increase from last year's budget. The property tax revenue to be raised from new property added to the tax roll this year is \$395,873.

Statement required by Texas Local Government Code, Chapter 102. Municipal Budget, Section 102.007(d).

City Council Vote

These members of the governing body voted on the adoption of the budget as follows:

FOR:	
AGAINST:	
PRESENT and not voting:	
ABSENT:	

These members of the governing body voted on setting of the property tax rate for fiscal year 2024 as follows:

FOR:		
AGAINST:		
PRESENT and not voting:		
ABSENT:		
Tax Rate	Adopted FY 2024	Adopted FY 2023
Property Tax Rate	0.414004	0.419500
No-New-Revenue Tax Rate	0.360463	0.321799
No-New-Revenue M&O Tax Rate	0.107331	0.088467
Voter-Approval Tax Rate	0.338064	0.419626
Debt Rate	0.224396	0.294795
De Minimus Rate	0.414004	0.496986

The total amount of municipal debt obligation secured by property taxes for the City of Jarrell is:

Tax Supported	\$1,369,488
Self Supported	2,213,133
TOTAL	\$3,582,621

Message from the City Manager



Honorable Mayor and Council Members,

It is my privilege to present the 2023-2024 budget for the City of Jarrell. The financial information contained herein represents our priorities for the upcoming fiscal year, while also setting the foundation for a fiscally responsible future.

Jarrell is experiencing exponential growth, and I believe it is vital that we approach these new opportunities with thoughtful consideration to ensure the best outcomes for our residents. Moreover, I look forward to working with you to usher in an era of financial accountability and transparency. The budget represents not only where we've been but where we are headed. This document will lay the foundation as we strategically chart that course with an intentional focus on what's best for our residents. There are several key areas that will require the City's focus in the near term.

Transparency and Financial Reporting

I have spent several weeks evaluating the City's finances and am left with significant concerns. The City has been put on notice that unless we address our financial transparency and reporting, we may receive a negative bond rating. Through this budget, I am requesting a full reconstructive audit of all our finances. At this time, I cannot tell you definitively how much money is in the City's fund balances. This is unacceptable.

Healthy Funds

The General Fund has severely subsidized the Utility Fund, an enterprise fund which should stand on its own and pay the General Fund for administrative services. Approximately 70% of property taxes collected in fiscal year 2022-2023 were used to pay debt service for water and wastewater projects. This is particularly concerning as most of the City's utility customers live outside of the City and do not contribute property taxes. A water and wastewater rate study will need to be conducted to begin to right-size the Utility Fund. While it will take years to fully reconcile, the proposed budget reduces the dependence of the water and wastewater debt payments on property taxes by 17%, while accommodating new debt service payments for bonds sold in 2023.

Property Tax Relief

The City of Jarrell has allocated a half-cent of sales and use taxes for property tax relief. This ensured that property taxes would remain low as the City collected more sales tax. In 2019, State Legislators passed the Texas Property Tax Reform and Transparency Act, which caps the

amount of additional property tax revenue cities may receive. With these two property tax reduction measures in place, the City of Jarrell will be required to continue to reduce the property tax rate, which will impact services, including public safety. If the City's population was greater than 30,000, we would have been required to reduce our property tax rate by \$0.05, resulting in a revenue loss of approximately \$300,000. The City should consider calling an election in November to address this issue. If left unaddressed, we will be unable to sustain our current level of service to residents, which is already unacceptable to many of our residents.

Staffing

We currently outsource most City functions. This is expensive and diminishes the level of service we are able to provide to our residents. We will need to increase staffing significantly to keep up with growth and to increase our level of service to meet the needs of our residents. This budget adds four additional positions. In addition to attracting new staff, we need to retain our current staff. Staff wages have not kept up with the market and regular cost of living increases did not occur. The proposed budget adjusts compensation based on the market rate for the position and provides a cost-of-living increase.

While we have significant items that need attention, the proposed budget represents a turning point for the City, a future where we can begin to focus on quality of life for our residents. The proposed budget includes the clean-up of an existing City-owned property with a large pond that can be used for recreation and two City celebrations that can begin to build a sense of pride and community for our residents.

I would like to extend my thanks to the staff of the City of Jarrell, all of whom contributed to the creation of this budget document. Moreover, I'd like to thank the Council and the Mayor for their leadership, collaboration, and guidance as we work together to serve the citizens of our beloved community.

I am humbled and grateful for the opportunity to work alongside you to create a strong, and vibrant community, built to handle anything that comes its way.

Respectfully submitted,

Danielle Singh
City Manager





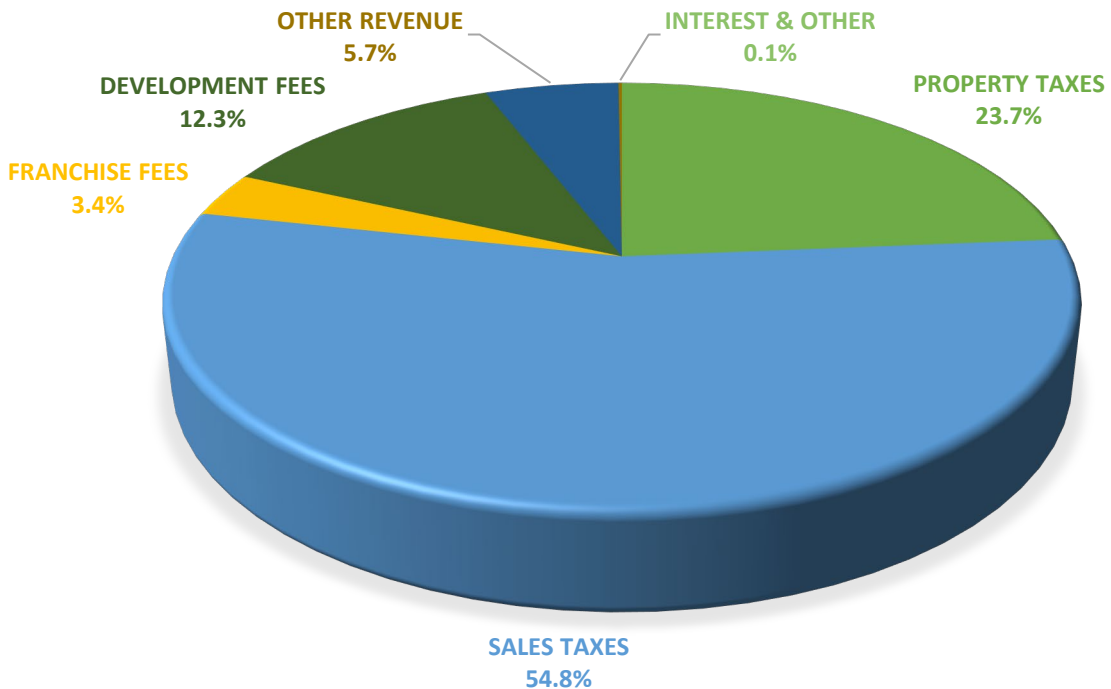
General Fund



General Fund Summary

GENERAL FUND SUMMARY

	2021-22 ACTUAL	2022-23 BUDGET	2022-23 PROJECTED	2023-24 BASE	2023-24 ENHANCEMENT	2023-24 BUDGET
Revenues						
PROPERTY TAXES	339,332	551,173	453,091	1,260,351	-	1,260,351
SALES TAXES	2,265,724	1,567,500	1,853,147	2,918,706	-	2,918,706
FRANCHISE FEES	197,729	125,000	176,367	180,000	-	180,000
DEVELOPMENT FEES	459,309	566,761	596,850	656,535	-	656,535
COURT FINES & FEES	21,855	63,641	25,957	6,200	-	6,200
OTHER REVENUE	439,660	351,300	301,454	220,616	81,720	302,336
INTEREST & OTHER	6,479	8,600	19,777	7,500	-	7,500
Total Revenues	3,730,087	3,233,976	3,426,642	5,249,909	81,720	5,331,629
Expenditures						
CITY ADMINISTRATION	2,714,036	2,814,703	3,024,388	3,656,757	993,917	4,650,674
PUBLIC WORKS	44,662	49,200	52,543	55,734	245,000	300,734
PUBLIC SAFETY	138,948	183,090	183,600	194,215	64,023	258,238
NON-DEPARTMENTAL	26,068	24,000	27,656	28,021	-	28,021
Total Expenditures	2,923,714	3,070,993	3,288,188	3,934,727	1,302,940	5,257,604
Other Financial Sources						
TRANSFERS IN	-	-	-	-	-	-
TRANSFERS OUT	(1,154,392)	-	-	-	-	-
Total Other Financial Sources	(1,154,392)	-	-	-	-	-
NET CHANGE IN FUND BALANCE	(348,019)	162,983	138,454	1,315,182		74,025





General Fund

Revenues

		2021-22 ACTUAL	2022-23 BUDGET	2022-23 PROJECTED	2023-24 BASE	2023-24 ENHANCEMENT	2023-24 BUDGET
PROPERTY TAXES							
Property Taxes Current	01-100-5111	336,828	548,848	449,861	1,257,951	-	1,257,951
Property Taxes - Delinquent	01-100-5112	1,243	1,225	112	1,200	-	1,200
Property Taxes - P&I	01-100-5113	1,261	1,100	3,118	1,200	-	1,200
Total Property Taxes		339,332	551,173	453,091	1,260,351	-	1,260,351
SALES TAXES							
Sales Tax O&M - 50%	01-100-5120	1,526,161	1,567,500	1,853,147	1,945,804	-	1,945,804
Sales Tax Ad Valorem 25%	01-100-5123	739,563	-	-	972,902	-	972,902
Total Sales Taxes		2,265,724	1,567,500	1,853,147	2,918,706	-	2,918,706
FRANCHISE FEES							
Franchise Tax	01-100-5171	197,729	125,000	176,367	180,000	-	180,000
Total Franchise Fees		197,729	125,000	176,367	180,000	-	180,000
DEVELOPMENT FEES							
Building Permits	01-105-5221	220,015	252,746	218,519	240,371	-	240,371
Building Permit Review Fees	01-105-5222	55,194	64,015	58,059	63,865	-	63,865
Building Permit Inspections Fees	01-105-5223	184,101	250,000	320,000	352,000	-	352,000
Building Permit Technology Fees	01-105-5229	-	-	272	299	-	299
Total Development Fees		459,309	566,761	596,850	656,535	-	656,535
COURT FINES & FEES							
Fines & Forfeits	01-110-5511	19,298	60,641	20,263	6,000	-	6,000
Court Technology Fee	01-110-5512	150	1,000	540	100	-	100
Court Security Fees	01-110-5513	113	1,000	414	100	-	100
Court Time Payment Reimbursement Fee	01-110-5514	2,294	1,000	4,740	-	-	-
Total Court Fines & Fees		21,855	63,641	25,957	6,200	-	6,200
OTHER REVENUE							
Youth Sports W/E Reimbursement	01-115-5475	5,924	-	-	-	-	-
SRO Salary/Expense Reimbursement	01-125-5470	-	126,000	80,852	-	-	-
Other Income	01-125-5700	278,457	45,000	45,000	45,000	-	45,000
Copy Fees	01-125-5701	1,663	-	301	316	-	316
EDC Admin Fees	01-125-5702	116,170	140,000	140,000	140,000	81,720	221,720
Billboard Lease Revenue	01-125-5703	10,000	15,000	10,000	10,000	-	10,000
Sonterra Deannexation Agreement	01-125-5704	12,500	12,500	12,500	12,500	-	12,500
Community Center Rental	01-135-5479	14,945	12,800	12,800	12,800	-	12,800
Total Other Revenue		439,660	351,300	301,454	220,616	81,720	302,336
INTEREST & OTHER							
Interest Earned	01-120-5611	6,479	8,600	19,777	7,500	-	7,500
Total Interest & Other Income		6,479	8,600	19,777	7,500	-	7,500
TOTAL GENERAL FUND REVENUES		3,730,087	3,233,976	3,426,642	5,249,909	81,720	5,331,629
OTHER FINANCING SOURCES:							
Transfer from General Fund Reserves	01-130-5725	-	-	-	-	-	-
Total Other Financing Sources		-	-	-	-	-	-
TOTAL REVENUE & OTHER FINANCING SOURCES		3,730,087	3,233,976	3,426,642	5,249,909	81,720	5,331,629





General Fund



General Government

		2021-22	2022-23	2022-23	2023-24	2023-24	2023-24
		ACTUAL	BUDGET	PROJECTED	BASE	ENHANCEMENT	BUDGET
Salaries & Benefits							
Salaries	01-210-6110	1,086,883	1,107,505	1,120,397	1,415,485	569,884	1,985,369
Salaries Overtime	01-210-6111	-	30,000	36,133	39,746	5,962	45,708
Salaries Stipends	01-210-6112	-	45,000	21,535	49,336	-	49,336
Longevity Pay	01-210-6150	-	3,500	5,988	6,287	-	6,287
Health Insurance	01-210-6210	106,533	150,354	126,597	145,587	30,400	175,987
Life Insurance	01-210-6211	1,315	1,233	2,285	2,627	560	3,187
Social Security	01-210-6220	64,370	63,122	64,043	87,760	34,657	122,417
Medicare	01-210-6221	15,054	14,762	15,097	20,525	8,105	28,630
401K Match	01-210-6230	52,111	73,044	-	-	-	-
TMRS City Contribution	01-210-6231	-	-	22,034	70,774	74,349	145,123
SUTA	01-210-6250	4,401	5,882	230	5,000	-	5,000
Total Salaries & Benefits		1,330,667	1,494,403	1,414,338	1,843,128	723,917	2,567,045
Supplies & Materials							
IT License	01-210-6437	18,704	24,500	30,936	32,483	-	32,483
ERP Installation/First Year Contract	01-210-6442	54,718	91,500	88,390	92,810	-	92,810
Telephone Main Service	01-210-6530	8,468	8,000	8,797	10,000	-	10,000
Equipment Rental	01-210-6640	5,644	5,000	5,543	6,098	-	6,098
Postage	01-210-6650	2,741	3,500	3,500	3,500	-	3,500
Office Expense - City Hall	01-210-6661	16,117	10,000	11,764	21,000	-	21,000
Furniture & Fixtures		-	-	-	-	20,000	20,000
IT Equipment		-	-	-	-	25,000	25,000
Total Supplies & Materials		106,393	142,500	148,931	165,890	45,000	210,890
Repair and Maintenance							
Maintenance/Buildings	01-210-6431	7,330	10,000	46,000	51,000	-	51,000
Facilities Maintenance	01-210-6433	4,132	8,000	8,000	10,000	-	10,000
Total Repair and Maintenance		11,462	18,000	54,000	61,000	-	61,000
Contracted Services							
Contract Labor - General Contracts	01-210-6312	125,638	150,000	79,153	87,068	-	87,068
Contract Labor - Engineering	01-210-6320	364,310	289,500	593,978	653,376	-	653,376
Contract Labor - Auditor	01-210-6321	18,000	19,000	20,000	30,000	75,000	105,000
Legal Fees	01-210-6330	158,190	125,000	125,000	150,000	150,000	300,000
Contract Labor - Inspections	01-210-6340	211,161	250,000	250,000	275,000	-	275,000
Contract Labor - Technology	01-210-6350	82,123	45,000	57,106	62,817	-	62,817
Landscape Maintenance	01-210-6365	48,605	50,000	61,389	67,528	-	67,528
Codification	01-210-6366	1,095	2,000	3,115	3,427	-	3,427
Elections	01-210-6584	1,524	2,500	2,500	2,750	-	2,750
Total Contracted Services		1,010,645	933,000	1,192,241	1,331,965	225,000	1,556,965





General Fund



General Government

(Continued)

		2021-22	2022-23	2022-23	2023-24	2023-24	2023-24
		ACTUAL	BUDGET	PROJECTED	BASE	ENHANCEMENT	BUDGET
Miscellaneous Expenses							
Travel/Training	01-210-6260	45,431	20,000	20,000	25,000	-	25,000
Dues/Subscriptions	01-210-6270	5,972	6,000	6,000	7,200	-	7,200
Taxes WCAD Fees	01-210-6360	6,591	6,000	10,152	12,182	-	12,182
Bank Fees	01-210-6520	13,916	12,000	13,139	15,767	-	15,767
Insurance Liability	01-210-6521	13,656	14,000	15,237	18,284	-	18,284
Insurance Property	01-210-6522	77,060	77,100	70,835	85,002	-	85,002
Insurance Workers Comp	01-210-6523	19,482	19,500	19,500	23,400	-	23,400
Advertising - Ordinance/Resolutions	01-210-6540	3,226	3,000	3,000	4,500	-	4,500
Electricity	01-210-6622	23,610	27,500	27,500	33,000	-	33,000
Jarrell Community Library Donation	01-210-6667	9,000	10,500	10,500	10,500	-	10,500
Total Miscellaneous Expenses		217,944	195,600	195,863	234,836	-	234,836
Division Total		2,677,110	2,783,503	3,005,373	3,636,819	993,917	4,630,736

Enhancements

- Market adjustment for positions with compensation below market average
- 10% cost of living adjustment
- TMRS increase to 7% and 2:1 match
- New Positions: Public Works Director, Chief Financial Officer, Planner/Plans Examiner, and Police Clerk
- Replacement of chairs
- Furniture and IT equipment for new positions
- Portable plan review screen
- Additional expenses for rental building (maintenance, cleaning)
- Reconstructive Audit
- Increase in Attorney expenses to have attorney present at City Council meetings, provide review of all contracts, and additional open records requests





General Fund



Municipal Court

		2021-22	2022-23	2022-23	2023-24	2023-24	2023-24
		ACTUAL	BUDGET	PROJECTED	BASE	ENHANCEMENT	BUDGET
Contracted Services							
Legal Fees	01-230-6330	5,636	8,500	8,113	8,500	-	8,500
Court Warrant Services	01-230-6370	-	2,000	-	-	-	-
Total Contracted Services		5,636	10,500	8,113	8,500	-	8,500
Miscellaneous Expenses							
Court Security Fund	01-230-6371	-	100	100	100	-	100
Court Fee Payment	01-230-6372	31,290	20,000	9,054	9,507	-	9,507
Court Printing	01-230-6550	-	500	1,649	1,731	-	1,731
Court Technology Fund	01-230-6583	-	100	100	100	-	100
Child Safety Seat & Seat Belt Fund	01-230-6591	-	-	-	-	-	-
Total Miscellaneous Expenses		31,290	20,700	10,902	11,438	-	11,438
Division Total		36,926	31,200	19,016	19,938	-	19,938

Considerations

- Additional Legislative restrictions to place a hold on a driver’s license





General Fund



Police Department

		2021-22	2022-23	2022-23	2023-24	2023-24	2023-24
		ACTUAL	BUDGET	PROJECTED	BASE	ENHANCEMENT	BUDGET
Supplies & Materials							
Cell Phones	01-220-6531	7,681	8,000	9,899	10,394	-	10,394
Police Radios	01-220-6589	5,710	10,000	8,769	10,523	-	10,523
Police Software	01-220-6597	8,596	8,500	9,813	10,304	-	10,304
Video Upgrades	01-220-6598	-	-	-	-	-	-
Uniforms	01-220-6615	12,261	8,000	10,000	10,500	-	10,500
Officer Equipment	01-220-6616	-	10,000	10,000	12,000	-	12,000
Gas/Oil	01-220-6626	32,502	45,000	35,000	42,000	-	42,000
Supplies	01-220-6665	6,140	10,000	10,000	10,500	-	10,500
Total Supplies & Materials		72,888	99,500	93,481	106,220	-	106,220
Repair and Maintenance							
Auto Repair	01-220-6430	29,161	17,500	28,915	34,698	-	34,698
Taser Annual Maintenance	01-220-6599	-	4,590	4,590	5,508	-	5,508
Total Repair and Maintenance		29,161	22,090	33,505	40,206	-	40,206
Contracted Services							
New Hire Screening	01-220-6627	6,800	4,200	4,200	8,400	-	8,400
Contract Labor- General Contracts		-	-	-	-	64,023	64,023
Total Contracted Services		6,800	4,200	4,200	8,400	64,023	72,423
Miscellaneous Expenses							
Travel & Training	01-220-6260	-	20,000	20,696	25,000	-	25,000
Dues/Subscriptions	01-220-6270	1,023	2,500	8,218	8,629	-	8,629
Community Policing	01-220-6705	1,556	4,800	4,800	5,760	-	5,760
Total Miscellaneous Expenses		2,578	27,300	33,714	39,389	-	39,389
Division Total		111,428	153,090	164,900	194,215	64,023	258,238

Enhancements

- Williamson County dispatch services





General Fund



Emergency Management

		2021-22	2022-23	2022-23	2023-24	2023-24	2023-24
		ACTUAL	BUDGET	PROJECTED	BASE	ENHANCEMENT	BUDGET
Contracted Services							
Emergency Management Contract Salary	01-225-6721	24,036	25,000	17,306	-	-	-
Total Contracted Services		24,036	25,000	17,306	-	-	-
Miscellaneous Expenses							
Emergency Management Expenses	01-225-6722	3,484	5,000	1,395	-	-	-
Total Miscellaneous Expenses		3,484	5,000	1,395	-	-	-
Division Total		27,520	30,000	18,701	-	-	-

Considerations

- Existing staff will provide Emergency Management Services





General Fund



Parks and Open Space

		2021-22	2022-23	2022-23	2023-24	2023-24	2023-24
		ACTUAL	BUDGET	PROJECTED	BASE	ENHANCEMENT	BUDGET
Supplies & Materials							
Signs						20,000	20,000
Total Supplies & Materials		-	-	-	-	20,000	20,000
Repair & Maintenance							
Pond Maintenance		-	-	-	-	75,000	75,000
Landscape Maintenance						50,000	50,000
Total Repair & Maintenance		-	-	-	-	125,000	125,000
Miscellaneous Expenses							
Water	01-240-6410	793	1,200	1,200	1,260	-	1,260
Electricity	01-240-6622	7,675	7,000	7,070	7,424	-	7,424
Total Miscellaneous Expenses		8,468	8,200	8,270	8,684	-	8,684
Division Total		8,468	8,200	8,270	8,684	145,000	153,684

Enhancements

- Existing City property between FM 487 and IH-35 can be used as parkland with an existing pond for recreation, includes signage and clean-up of the lot
- Repairs and maintenance for the Home Place Detention Ponds





General Fund



Community Center

		2021-22	2022-23	2022-23	2023-24	2023-24	2023-24
		ACTUAL	BUDGET	PROJECTED	BASE	ENHANCEMENT	BUDGET
Repair and Maintenance							
Grounds	01-250-6400	5,273	7,500	7,500	7,875	-	7,875
Facilities Maintenance	01-250-6433	12,816	15,000	15,000	15,750	-	15,750
Total Repair and Maintenance		18,089	22,500	22,500	23,625	-	23,625
Contracted Services							
Trash Services	01-250-6405	964	1,500	1,500	1,575	-	1,575
Facilities Cleaning	01-250-6432	4,974	8,000	8,000	8,400	-	8,400
Total Contracted Services		5,937	9,500	9,500	9,975	-	9,975
Miscellaneous Expenses							
Water	01-250-6410	2,453	2,500	2,500	2,625	-	2,625
Electricity	01-250-6622	5,628	6,500	6,500	6,825	-	6,825
Total Miscellaneous Expenses		8,081	9,000	9,000	9,450	-	9,450
Division Total		32,107	41,000	41,000	43,050	-	43,050

No Enhancements or Considerations





General Fund



Events

		2021-22	2022-23	2022-23	2023-24	2023-24	2023-24
		ACTUAL	BUDGET	PROJECTED	BASE	ENHANCEMENT	BUDGET
Supplies & Materials							
Christmas	01-260-6691	554	-	-	-	50,000	50,000
Total Supplies & Materials		554	-	-	-	50,000	50,000
Contracted Services							
Beautification Day	01-260-6690	3,310	-	3,273	4,000	-	4,000
Cleanup	01-260-6693	223	-	-	-	-	-
Independence Day		-	-	-	-	50,000	50,000
Total Contracted Services		3,533	-	3,273	4,000	50,000	54,000
Division Total		4,087	-	3,273	4,000	100,000	104,000

Enhancements

- Capital investment for Holiday Tree, installation, and lighting ceremony
- Independence Day Fireworks show





General Fund



Non-Departmental

		2021-22	2022-23	2022-23	2023-24	2023-24	2023-24
		ACTUAL	BUDGET	PROJECTED	BASE	ENHANCE	BUDGET
Other Services and Charges							
Sonterra Devlop (Shared Tax)	01-200-6825	24,000	24,000	24,000	24,000	-	24,000
Tax Rebates	01-201-6828	2,068	-	3,656	4,021	-	4,021
Total Other Services and charges		26,068	24,000	27,656	28,021	-	28,021
Total Non-Departmental Expense		26,068	24,000	27,656	28,021	-	28,021
Transfers Out							
Transfer to Fund 09 (CP)	01-202-6913	1,154,392	-	-	-	-	-
Total Transfers		(1,154,392)	-	-	-	-	-

No Enhancements or Considerations



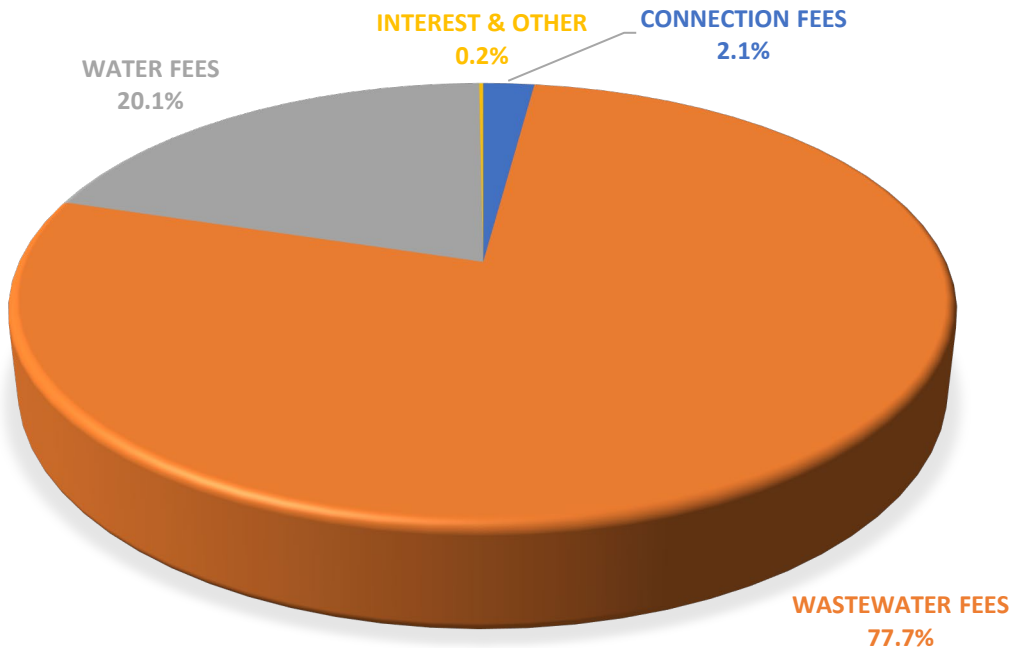


Utility Fund



Utility Fund Summary

	2021-22 ACTUAL	2022-23 BUDGET	2022-23 PROJECTED	2023-24 BASE	2023-24 ENHANCEMENT	2023-24 BUDGET
REVENUES						
CONNECTION FEES	30,471	30,500	69,042	72,494	-	72,494
WASTEWATER FEES	2,249,754	2,823,200	2,473,241	2,681,269	-	2,681,269
WATER FEES	704,516	507,500	671,571	692,247	-	692,247
INTEREST & OTHER	5,424	7,000	21,224	5,500	-	5,500
Total Revenues	2,990,166	3,368,200	3,235,079	3,451,510	-	3,451,510
EXPENDITURES						
Administration	-	-	-	-	75,000	75,000
Water Services	724,401	940,000	585,077	936,189	-	936,189
Wastewater Services	893,775	1,206,940	1,466,123	1,397,729	-	1,397,729
Total Expenditures	1,618,177	2,146,940	2,051,200	2,333,918	75,000	2,408,918
OTHER FINANCING SOURCES(USES)						
Transfers In	-	-	-	-	-	-
Transfers Out	(300,000)	(800,000)	(800,000)	(1,000,000)	-	(1,000,000)
Total Other Financial Sources	(300,000)	(800,000)	(800,000)	(1,000,000)	-	(1,000,000)
NET CHANGE IN FUND BALANCE	1,071,989	421,260	383,879	117,592		42,592





Utility Fund Revenues

		2021-22	2022-23	2022-23	2023-24	2023-24	2023-24
		ACTUAL	BUDGET	PROJECTED	BASE	ENHANCEMENT	BUDGET
CONNECTION FEES							
Building Permit Water Meter Fees	02-105-5225	25,270	25,000	69,042	72,494	-	72,494
Building Permit Sewer Tap Fees	02-105-5226	5,201	5,500	-	-	-	-
TOTAL CONNECTION FEES		30,471	30,500	69,042	72,494	-	72,494
WASTEWATER FEES							
Retail Fee	02-150-4002	442,596	335,000	495,000	519,750	-	519,750
Sonterra Wholesale Fee	02-150-4004	1,682,724	2,400,000	1,869,093	2,056,003	-	2,056,003
Late Fee	02-150-4005	3,917	2,500	12,000	3,500	-	3,500
Disconnection Fee	02-150-4007	350	500	466	500	-	500
NSF Bank Fee	02-150-4008	-	200	-	-	-	-
CL&L MUD Wholesale Fee	02-150-4010	120,167	85,000	96,682	101,516	-	101,516
TOTAL WASTEWATER FEES		2,249,754	2,823,200	2,473,241	2,681,269	-	2,681,269
WATER FEES							
Retail Fee	02-160-4002	545,422	360,000	536,905	563,751	-	563,751
Late Fee	02-160-4005	3,673	2,500	10,912	3,000	-	3,000
JSWSC Customer Revenue	02-160-4009	97,332	100,000	94,710	95,000	-	95,000
CL&L Reimbursement Costs	02-160-5476	58,089	45,000	29,044	30,497	-	30,497
TOTAL WATER FEES		704,516	507,500	671,571	692,247	-	692,247
INTEREST & OTHER							
Interest Earned	02-120-5611	5,424	7,000	21,224	5,500	-	5,500
Insurance Claim Proceeds	02-140-5706	-	-	-	-	-	-
TOTAL INTEREST & OTHER INCOME		5,424	7,000	21,224	5,500	-	5,500
TOTAL UTILITY FUND REVENUES		2,990,166	3,368,200	3,235,079	3,451,510	-	3,451,510
OTHER FINANCING SOURCES:							
Transfer from Reserves	02-130-5721	-	-	-	-	-	-
Total Other Financing Sources		-	-	-	-	-	-
TOTAL REVENUE & OTHER SOURCES		2,990,166	3,368,200	3,235,079	3,451,510	-	3,451,510

Considerations

- Utility Rates need to be evaluated to ensure fair and equitable rates, Jarrell residents currently subsidize water and wastewater utilities through property taxes





Utility Fund



Administration

	2021-22 ACTUAL	2022-23 BUDGET	2022-23 PROJECTED	2023-24 BASE	2023-24 ENHANCEMENT	2023-24 BUDGET
Contracted Services						
Professional Services	-	-	-	-	75,000	75,000
Total Contracted Services	-	-	-	-	75,000	75,000
Division Total						
	-	-	-	-	75,000	75,000
Transfers Out						
Transfer to Debt Service Fund (07) 02-300-6906	300,000	800,000	800,000	1,000,000		1,000,000
Total Transfers	(300,000)	(800,000)	(800,000)	(1,000,000)	-	(1,000,000)

Enhancements

- Utility Rate Studies
- Increase Utility Fund Payments for Water and Wastewater Debt Service





Utility Fund



Water Services

		2021-22	2022-23	2022-23	2023-24	2023-24	2023-24
		ACTUAL	BUDGET	PROJECTED	BASE	ENHANCEMENT	BUDGET
Supplies & Materials							
Telephone Main Service	02-400-6530	2,966	3,000	2,577	3,000	-	3,000
Supplies	02-400-6665	4,589	6,000	5,000	6,000	-	6,000
Chemicals	02-400-6801	20,896	25,000	60,144	63,151	-	63,151
Water Meters	02-400-6811	249,671	310,000	3,601	80,000	-	80,000
Total Supplies & Materials		278,122	344,000	71,321	152,151	-	152,151
Repair & Maintenance							
Equipment Repairs	02-400-6804	126,877	270,000	187,599	100,000	-	100,000
Infrastructure		-	-	-	100,000	-	100,000
Total Repair & Maintenance		126,877	270,000	187,599	200,000	-	200,000
Contracted Services							
Disconnect/Reconnect Expense	02-400-6666	-	-	-	-	-	-
Lab Testing	02-400-6800	10,597	5,000	5,000	12,717	-	12,717
Raw Water Purchase	02-400-6807	49,902	75,000	60,000	75,000	-	75,000
LSRWA Operating	02-400-6808	10,000	20,000	20,000	22,000	-	22,000
LSWRA Water Line Costs	02-400-6813	193,969	180,000	180,000	226,800	-	226,800
Contract Labor		-	-	-	180,000	-	180,000
Total Contracted Services		264,468	280,000	265,000	516,517	-	516,517
Miscellaneous Expenses							
Electricity	02-400-6622	54,253	45,000	60,474	66,521	-	66,521
Permit Renewal	02-400-6805	683	1,000	683	1,000	-	1,000
Total Miscellaneous Expenses		54,935	46,000	61,157	67,521	-	67,521
Division Total		724,401	940,000	585,077	936,189	-	936,189

Considerations

- Uncertainty in infrastructure maintenance needs
- Additional meters were purchased in FY 22 to avoid supply delays
- Need to evaluate revenues and expenses associated with meters to ensure we are charging correctly





Utility Fund



Wastewater Services

		2021-22	2022-23	2022-23	2023-24	2023-24	2023-24
		ACTUAL	BUDGET	PROJECTED	BASE	ENHANCEMENT	BUDGET
Supplies & Materials							
Telephone Main Service	02-300-6530	2,466	4,000	3,000	3,150	-	3,150
Postage	02-300-6650	7,141	6,000	7,903	8,694	-	8,694
Supplies	02-300-6665	2,869	2,000	2,000	3,012	-	3,012
Chemicals	02-300-6801	10,000	35,000	25,000	25,000	-	25,000
Equipment Replacement	02-300-6810	5,104	20,000	20,000	10,000	-	10,000
Total Supplies & Materials		27,580	67,000	57,903	49,856	-	49,856
Repair & Maintenance							
Equipment Repairs	02-300-6803	128,353	352,250	506,685	200,000	-	200,000
Infrastructure		-	-	-	200,000	-	200,000
Total Repair & Maintenance		128,353	352,250	506,685	400,000	-	400,000
Contracted Services							
Contract Labor	02-300-6324	367,946	339,190	423,581	360,000	-	360,000
Disconnect/Reconnect Expense	02-300-6666	140	-	840	1,008	-	1,008
Lab Testing	02-300-6800	31,650	50,000	35,520	42,624	-	42,624
Sludge Disposal	02-300-6802	132,316	125,000	125,000	158,779	-	158,779
Non-Sludge Disposal	02-300-6803	1,863	3,000	3,000	3,150	-	3,150
Total Contracted Services		533,915	517,190	587,941	565,561	-	565,561
Miscellaneous Expenses							
Water	02-300-6410	54,705	40,000	42,118	50,541	-	50,541
Bank Fees	02-300-6520	14,091	10,500	21,497	25,796	-	25,796
Electricity	02-300-6622	116,312	200,000	229,979	275,975	-	275,975
Permits	02-300-6805	18,819	20,000	20,000	30,000	-	30,000
Total Miscellaneous Expenses		203,927	270,500	313,594	382,312	-	382,312
Division Total		893,775	1,206,940	1,466,123	1,397,729	-	1,397,729

Considerations

- Uncertainty in infrastructure maintenance needs, specifically additional repairs needed at WWTP





Street Fund

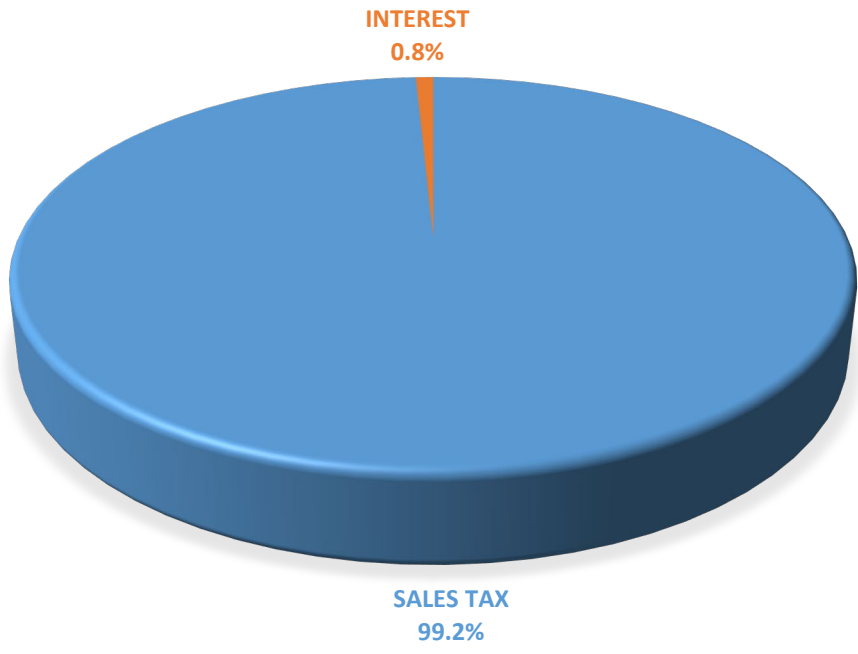


Street Fund



Summary

	2021-22 ACTUAL	2022-23 BUDGET	2022-23 PROJECTED	2023-24 BASE	2023-24 ENHANCEMENT	2023-24 BUDGET
Revenues						
SALES TAX	369,782	378,589	463,287	486,451	-	486,451
INTEREST	2,397	2,300	7,872	3,936	-	3,936
Total Revenues	372,178	380,889	471,159	490,387	-	490,387
Expenditures						
STREET MAINTENANCE	105,864	165,000	111,385	26,788	-	26,788
Total Expenditures	105,864	165,000	111,385	26,788	-	26,788
Other Financial Sources						
Transfers In	-	-	-	-	-	-
Transfers Out	-	-	-	-	-	-
Total Other Financial Sources	-	-	-	-	-	-
NET CHANGE IN FUND BALANCE	266,314	215,889	359,773	463,599	-	463,599





Street Fund Revenues



		2021-22 ACTUAL	2022-23 BUDGET	2022-23 PROJECTED	2023-24 BASE	2023-24 ENHANCEMENT	2023-24 BUDGET
SALES TAX							
Sales Tax Streets 12.5%	03-100-5122	369,782	378,589	463,287	486,451	-	486,451
SALES TAX TOTAL		369,782	378,589	463,287	486,451	-	486,451
INTEREST							
Interest Earned	03-120-5611	2,397	2,300	7,872	3,936	-	3,936
INTEREST TOTAL		2,397	2,300	7,872	3,936	-	3,936
TOTAL STREET FUND REVENUES		372,178	380,889	471,159	490,387	-	490,387
OTHER FINANCING SOURCES:							
Transfer from Fund		-	-	-	-	-	-
Total Other Financing Sources		-	-	-	-	-	-
TOTAL REVENUE & OTHER FINANCING SOURCES		372,178	380,889	471,159	490,387	-	490,387

Considerations

- Election will need to be held in November 2024 in order to continue allocating sales tax for street maintenance





Street Fund



Expenses

		2021-22	2022-23	2022-23	2023-24	2023-24	2023-24
		ACTUAL	BUDGET	PROJECTED	BASE	ENHANCEMENT	BUDGET
STREET MAINTENANCE							
Maintenance & Streets	03-270-6434	16,802	75,000	22,323	26,788	-	26,788
Interlocal County for Street Repairs	03-270-6439	89,062	90,000	89,062	-	-	-
STREET MAINTENANCE TOTAL		105,864	165,000	111,385	26,788	-	26,788
TOTAL STREET FUND EXPENSES		105,864	165,000	111,385	26,788	-	26,788
TRANSFERS OUT:							
Transfer to Fund		-	-	-	-	-	-
Total Other Financing Sources		-	-	-	-	-	-
TOTAL EXPENSES & TRANSFERS		105,864	165,000	111,385	26,788	-	26,788

Considerations

- Street maintenance projects should be considered in near term, ideally with future bond issuance to provide additional enhancements along with street maintenance



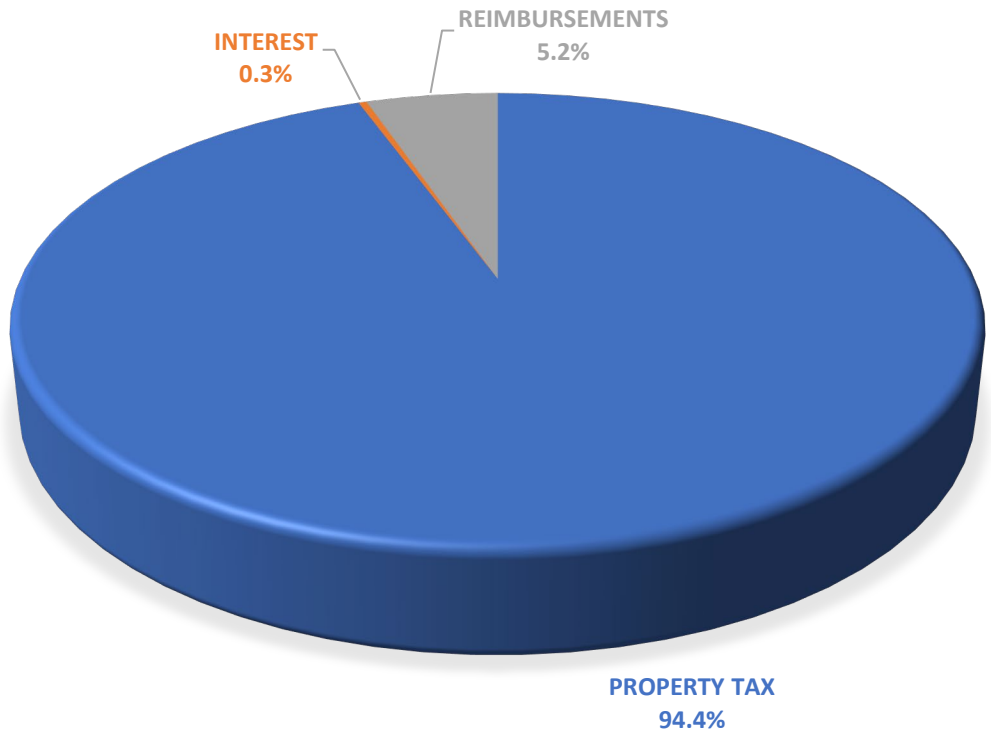


Debt Fund

Debt Fund

Summary

	2021-22 ACTUAL	2022-23 BUDGET	2022-23 PROJECTED	2023-24 BASE	2023-24 ENHANCEMENT	2023-24 BUDGET
Revenues						
PROPERTY TAX	899,864	1,303,834	1,520,030	1,331,503	-	1,331,503
INTEREST	2,015	2,200	9,016	4,508	-	4,508
REIMBURSEMENTS	93,214	85,000	67,167	73,884	-	73,884
Total Revenues	995,094	1,391,034	1,596,213	1,409,895	-	1,409,895
Expenditures						
ADMINISTRATIVE	3,150	3,500	3,500	3,500	-	3,500
DEBT SERVICE	2,265,866	2,403,606	2,403,606	3,262,422	-	3,262,422
LONE STAR REGIONAL	233,366	275,052	275,052	320,200	-	320,200
Total Expenditures	2,502,382	2,682,158	2,682,158	3,586,121	-	3,586,121
Other Financial Sources						
TRANSFERS IN	1,598,750	1,300,000	1,300,000	2,213,133	-	2,213,133
TRANSFERS OUT	-	-	-	-	-	-
Total Other Financial Sources	1,598,750	1,300,000	1,300,000	2,213,133	-	2,213,133
NET CHANGE IN FUND BALANCE	91,462	8,876	214,055	36,907	-	36,907





Debt Fund Revenues

		2021-22	2022-23	2022-23	2023-24	2023-24	2023-24
		ACTUAL	BUDGET	PROJECTED	BASE	ENHANCEMENT	BUDGET
PROPERTY TAX							
Property Taxes Current	07-100-5111	890,982	1,295,534	1,511,462	1,323,203	-	1,323,203
Property Taxes - Delinquent	07-100-5112	4,323	4,300	395	4,300	-	4,300
Property Taxes - P&I	07-100-5113	4,559	4,000	8,173	4,000	-	4,000
PROPERTY TAX TOTAL		899,864	1,303,834	1,520,030	1,331,503	-	1,331,503
INTEREST							
Interest Earned	07-120-5611	2,015	2,200	9,016	4,508	-	4,508
INTEREST TOTAL		2,015	2,200	9,016	4,508	-	4,508
REIMBURSEMENTS							
CC&L Reimbursement	07-140-5476	93,214	85,000	67,167	73,884	-	73,884
REIMBURSEMENTS TOTAL		93,214	85,000	67,167	73,884	-	73,884
TOTAL DEBT SERVICE FUND REVENUES		995,094	1,391,034	1,596,213	1,409,895	-	1,409,895
OTHER FINANCING SOURCES							
TRANSFER FROM UTILITY FUND (02)	07-130-5713	300,000	800,000	800,000	1,000,000	-	1,000,000
TRANSFER FROM CAPITAL RECOVERY FUND	07-130-5722	1,298,750	500,000	500,000	1,213,133	-	1,213,133
OTHER FINANCING SOURCES TOTAL		1,598,750	1,300,000	1,300,000	2,213,133	-	2,213,133
TOTAL REVENUE & OTHER FINANCING SOURCES		2,593,844	2,691,034	2,896,213	3,623,028	-	3,623,028

Considerations

- All current debt service payments are for water and wastewater projects and should be paid for from Utility Revenues not Property Taxes
- Additional transfers were added from the Utility Fund and the Capital Recovery Agreement Fund. The Capital Recovery Agreement Fund receives funds from water and wastewater access fees which should be used to pay for water and wastewater debt service





Debt Fund

Expenses

		2021-22	2022-23	2022-23	2023-24	2023-24	2023-24
		ACTUAL	BUDGET	PROJECTED	BASE	ENHANCEMENT	BUDGET
ADMINISTRATIVE							
Debt Admin Fees	07-700-7100	3,150	3,500	3,500	3,500	-	3,500
ADMINISTRATIVE TOTAL		3,150	3,500	3,500	3,500	-	3,500
DEBT SERVICE							
2006 TR Principal	07-701-7201	600,000	625,000	625,000	650,000	-	650,000
2008 TR Principal	07-702-7202	30,000	30,000	30,000	30,000	-	30,000
2015 TR Principal	07-708-7207	130,000	131,100	131,100	140,000	-	140,000
2015 TR Interest	07-708-7305	86,138	86,138	86,138	78,188	-	78,188
2017 Tax and Surplus CO Principal/Interest	07-713-7403	607,960	605,350	605,350	607,333	-	607,333
2018 CTRCO August Payment	07-717-7404	127,563	130,063	130,063	127,313	-	127,313
Jarrell CTRCO Series 2020 Principal/Interest	07-718-7405	684,206	795,956	795,956	796,456	-	796,456
2023 Series Jarrell CTRCO Principal		-	-	-	245,000	-	245,000
2023 Series Jarrell CTRCO Interest		-	-	-	588,133	-	588,133
DEBT SERVICE TOTAL		2,265,866	2,403,606	2,403,606	3,262,422	-	3,262,422
LONE STAR REGIONAL							
Lone Star Regional Water Transmission Line	07-709-7214	233,366	275,052	275,052	320,200	-	320,200
LONE STAR REGIONAL TOTAL		233,366	275,052	275,052	320,200	-	320,200
TOTAL DEBT SERVICE FUND EXPENSES		2,502,382	2,682,158	2,682,158	3,586,121	-	3,586,121

Considerations

- Payments for the 2023 Bond will begin in FY24



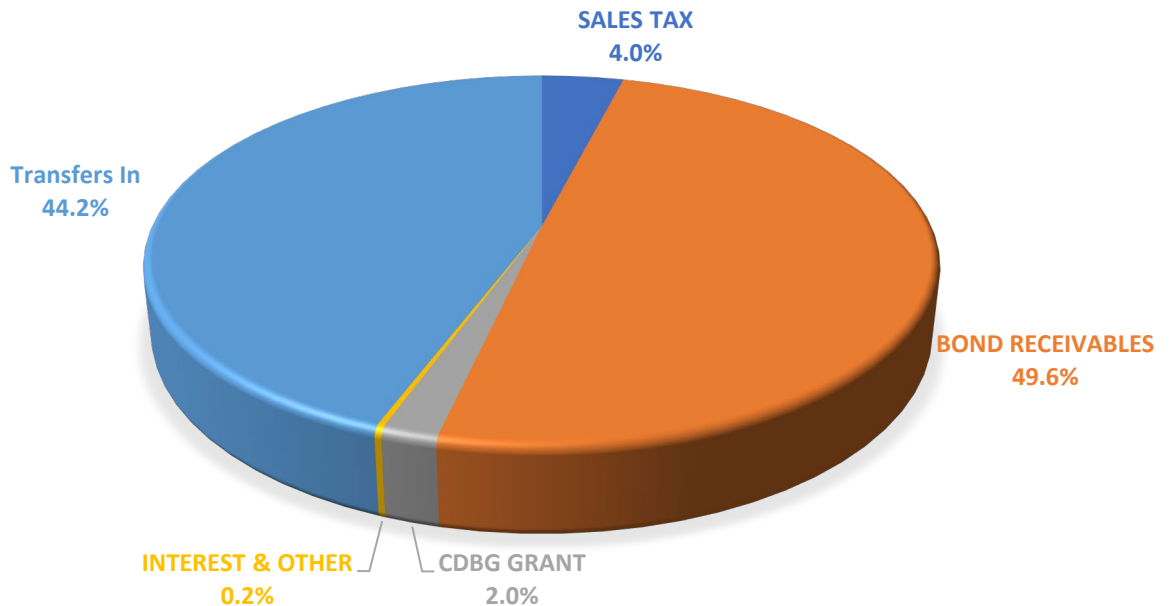


Capital Projects Fund

Capital Projects Fund

Summary

	2021-22 ACTUAL	2022-23 BUDGET	2022-23 ACTUAL	2022-23 PROJECTED	2023-24 BASE	2023-24 BUDGET
Revenues						
SALES TAX	-	763,750	613,848	926,573	-	-
BOND RECEIVABLES	-	7,919,058	11,512,623	11,512,623	-	-
CDBG GRANT	26,223	684,817	456,597	456,597	347,195	347,195
INTEREST & OTHER	381,535	15,000	46,296	57,161	23,634	23,634
Total Revenues	407,758	9,382,625	12,629,365	12,952,954	370,829	370,829
Expenditures						
CDBG GRANT	26,213	684,817	716,422	-	-	-
WASTEWATER PROJECTS	3,436,072	16,741,893	6,948,838	9,265,118	-	-
WATER PROJECTS	39,678	1,500,000	802,066	1,069,422	-	-
GOVERNMENTAL PROJECTS	171,426	150,000	40,000	40,000	-	-
OTHER EXPENSES	150,589	-	28,013	28,013	-	-
Total Expenditures	3,823,978	19,076,710	8,535,340	10,402,552	-	-
Other Financial Sources						
Transfers In	3,651,592	11,291,777	10,271,797	10,271,797	-	-
Transfers Out	-	-	2,000,000	2,000,000	-	-
Total Other Financial Sources	3,651,592	11,291,777	8,271,797	8,271,797	-	-
NET CHANGE IN FUND BALANCE	235,373	1,597,692	12,365,821	10,822,199		





Capital Projects Fund

Revenues

		2021-22 ACTUAL	2022-23 BUDGET	2022-23 ACTUAL	2022-23 PROJECTED	2023-24 BASE	2023-24 BUDGET
SALES TAX							
Sales Tax Ad Valorem 25%	09-100-5123		763,750	613,848	926,573	-	-
SALES TAX TOTAL		-	763,750	613,848	926,573	-	-
BOND RECEIVABLES							
Bonds Receivable	09-146-5806		7,919,058	11,512,623	11,512,623	-	-
BOND RECEIVABLES TOTAL		-	7,919,058	11,512,623	11,512,623	-	-
CDBG GRANT							
CDBG Grant Income	09-149-5900	26,223	684,817	456,597	456,597	347,195	347,195
CDBG GRANT TOTAL		26,223	684,817	456,597	456,597	347,195	347,195
INTEREST & OTHER							
Interest Earned	09-120-5611	19,695	15,000	32,594	43,459	23,634	23,634
SRO Salary/Expense Reimbursement	09-125-5470		-	13,560	13,560	-	-
Miscellaneous Revenue	09-125-5705	361,840	-	142	142	-	-
Total Interest & Other Income		381,535	15,000	46,296	57,161	23,634	23,634
CAPITAL PROJECT FUND REVENUES		407,758	9,382,625	12,629,365	12,952,954	370,829	370,829
OTHER FINANCING SOURCES:							
Transfer from C.R. Agreements Fund	09-130-5710	2,397,200	3,949,560	2,000,000	2,000,000	-	-
Transfer from Reserve	09-130-5721	100,000	7,342,217	7,362,844	7,362,844	-	-
Transfer from General Fund Reserve	09-130-5725	1,154,392	-	-	-	-	-
Transfer TWDB Funds (11)		-	-	908,953	908,953	-	-
Total Other Financing Sources		3,651,592	11,291,777	10,271,797	10,271,797	-	-
TOTAL REVENUE & OTHER FINANCING SOURCES		4,059,350	20,674,402	22,901,161	23,224,751	370,829	370,829

Considerations

- Sales taxes were moved back to the General Fund
- All Bond funds will need to be accounted for and reimbursed when expenses were not legally in compliance with the terms of the bond. This will be a significant undertaking in the upcoming fiscal year.
- Funds are “loaned” (transferred in and out in the same amount); this creates significant risk for the City.





Capital Projects Fund

Expenses

		2021-22 ACTUAL	2022-23 BUDGET	2022-23 ACTUAL	2022-23 PROJECTED	2023-24 BUDGET
CDBG GRANT						
CDBG Contract Labor Construction	09-901-6326	26,213	684,817	716,422	-	-
CDBG GRANT TOTAL		26,213	684,817	716,422	-	-
WASTEWATER PROJECTS						
Easement Acquisition	09-925-6331	55,909	250,000	145,336	193,781	-
2025-P3 WW Line B Willis Creek WWTP Permit	09-961-6865		85,000	10,071	13,429	-
2025-I2 Willis Creek Interceptor-Phase 1	09-962-6866	50,440	3,949,560	-	-	-
S-22 LIFT STATION 1 MRB 1st St. Lift Station Option	09-977-6320	106,859	1,696,496	1,042,469	1,389,959	-
2025-I1 Donahoe Creek Parallel Collector	09-987-6851	316,996	7,474,299	1,292,133	1,722,843	-
2025-LS1 FM 487 W New Lift Station	09-988-6852	512,625	1,518,479	4,181,952	5,575,936	-
1ST STREET LIFT STATION WWTP Phase 2	09-997-6862	2,393,243	1,768,059	276,877	369,169	-
WASTEWATER PROJECTS TOTAL		3,436,072	16,741,893	6,948,838	9,265,118	-
WATER PROJECTS						
Wilco Waterfield Project	09-975-6873		1,500,000	345,500	460,667	-
CR 305 Water Line Extension	09-994-6859	23,292	-	454,066	605,422	-
LSRWA Ground Water Project	09-999-6872	8,000	-	2,500	3,333	-
LAS Facility	09-996-6861	8,385	-	-	-	-
WATER PROJECTS TOTAL		39,678	1,500,000	802,066	1,069,422	-
GOVERNMENTAL PROJECTS						
Monument (Welcome to Jarrell)	09-966-6870		150,000	-	-	-
487-305 Rd	09-980-6843		-	40,000	40,000	-
Community Park Upgrades	09-964-6868	171,426	-	-	-	-
GOVERNMENTAL PROJECTS		171,426	150,000	40,000	40,000	-
OTHER EXPENSES						
SRO Capital Expenditures	09-929-6798	13,560	-	28,013	28,013	-
Police Video Upgrades for Cars and Personnel	09-933-6600	115,823	-	-	-	-
Police Vehicle	09-933-6799	18,420	-	-	-	-
New City Land	09-985-6855	2,785	-	-	-	-
OTHER EXPENSES TOTAL		150,589	-	28,013	28,013	-
TOTAL CAPITAL PROJECT FUND EXPENSES		3,823,978	19,076,710	8,535,340	10,402,552	-
TRANSFERS OUT:						
Transfer to C.R. Agreements Fund		-	-	2,000,000	2,000,000	-
Total Other Financing Sources		-	-	2,000,000	2,000,000	-
TOTAL EXPENSES & TRANSFERS		3,823,978	19,076,710	10,535,340	12,402,552	-

Considerations

- Bond funds, CDBG funds, and Utility project funds all need to be accounted for to ensure that funds are spent legally
- Operations and Maintenance expenses should never occur in Capital Funds. These expenses will need to be reconciled.
- No projects have been included in FY 24 until funds can be reconciled and the actual fund balance can be determined.



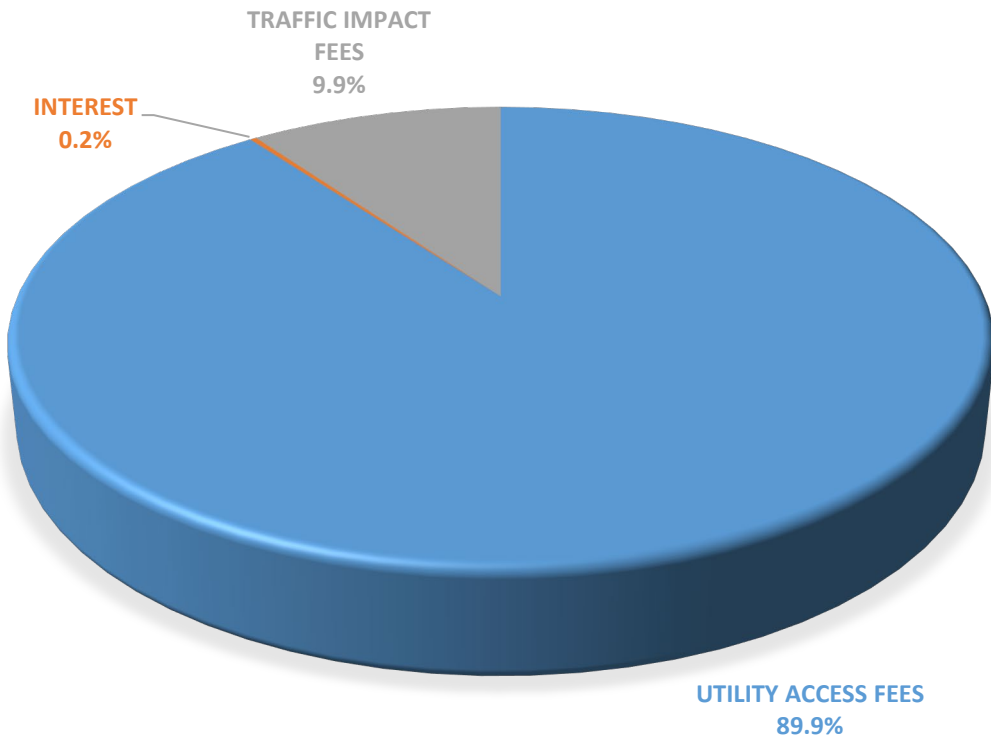
Capital Recovery Fund

Capital Recovery Fund



Summary

	2021-22 ACTUAL	2022-23 BUDGET	2022-23 PROJECTED	2023-24 BASE	2023-24 ENHANCEMENT	2023-24 BUDGET
Revenues						
UTILITY ACCESS FEES	3,856,260	1,800,000	2,368,437	1,776,328	-	1,776,328
INTEREST	2,707	3,750	9,657	4,828	-	4,828
TRAFFIC IMPACT FEES	195,000	-	-	-	-	-
Total Revenues	4,053,967	1,803,750	2,378,094	1,781,156	-	1,781,156
Expenditures						
AGREEMENT EXPENDITURES	137,160	126,300	129,300	135,300	195,000	330,300
Total Expenditures	137,160	126,300	129,300	135,300	195,000	330,300
Other Financial Sources						
Transfers In	-	-	2,000,000	-	-	-
Transfers Out	3,695,950	-	2,500,000	1,213,133	-	1,213,133
Total Other Financial Sources	(3,695,950)	-	(500,000)	(1,213,133)	-	(1,213,133)
NET CHANGE IN FUND BALANCE	220,857	1,677,450	1,748,794	432,723	-	237,723





Capital Recovery Fund

Revenues

		2021-22	2022-23	2022-23	2023-24	2023-24	2023-24
		ACTUAL	BUDGET	PROJECTED	BASE	ENHANCEMENT	BUDGET
UTILITY ACCESS FEES							
Building Permit Water Access Fees	10-105-5227	143,200	150,000	644,560	483,420	-	483,420
Building Permit Sewer Access Fees	10-105-5228	904,300	900,000	1,160,517	870,388	-	870,388
Sonterra Sewer Access Fees	10-150-4003	2,808,760	750,000	563,360	422,520	-	422,520
UTILITY ACCESS FEES TOTAL		3,856,260	1,800,000	2,368,437	1,776,328	-	1,776,328
INTEREST							
Interest Earned	10-120-5611	2,707	3,750	9,657	4,828	-	4,828
INTEREST TOTAL		2,707	3,750	9,657	4,828	-	4,828
TRAFFIC IMPACT FEES							
Restricted Development Agreement Fees	10-106-5230	195,000	-	-	-	-	-
TRAFFIC IMPACT FEES TOTAL		195,000	-	-	-	-	-
C.R. AGREEMENT FUND REVENUES		4,053,967	1,803,750	2,378,094	1,781,156	-	1,781,156
OTHER FINANCING SOURCES:							
Transfer from CP Fund		-	-	2,000,000	-	-	-
Total Other Financing Sources		-	-	2,000,000	-	-	-
TOTAL REVENUE & OTHER FINANCING SOURCES		4,053,967	1,803,750	4,378,094	1,781,156	-	1,781,156

Considerations

- Impact/Access Fees should be kept in a special fund to properly track funds
- Utility Access fees are consistently waived which leaves uncertainty in future revenues
- Fees were received in FY 22 for traffic impact mitigation and will need to be spent for a traffic signal at 5th Street and IH-35, additional funds are required to complete the project





Capital Recovery Fund

Expenses

		2021-22	2022-23	2022-23	2023-24	2023-24	2023-24
		ACTUAL	BUDGET	PROJECTED	BASE	ENHANCEMENT	BUDGET
AGREEMENT EXPENDITURES							
Home Place Dev Agreement (Sewer)	10-200-6829	10,800	-	3,000	9,000	-	9,000
Reverse Impact Fees	10-203-6900	126,360	126,300	126,300	126,300	-	126,300
Traffic Impact Mitigation		-	-	-	-	195,000	195,000
AGREEMENT EXPENSES TOTAL		137,160	126,300	129,300	135,300	195,000	330,300
TOTAL C.R. AGREEMENTS EXPENSES		137,160	126,300	129,300	135,300	195,000	330,300
TRANSFERS OUT							
Transfer to Debt Service Fund (07)	10-202-6906	1,298,750	-	500,000	1,213,133	-	1,213,133
Transfer to Capital Projects Fund (09)	10-202-6907	2,397,200	-	2,000,000	-	-	-
TOTAL TRANSFERS OUT		3,695,950	-	2,500,000	1,213,133	-	1,213,133
TOTAL EXPENSES & TRANSFERS		3,833,110	126,300	2,629,300	1,348,433	195,000	1,543,433

Enhancements

- Fees budgeted for design of a traffic signal at 5th Street and IH-35, additional funds are required to construct the project
- Increased transfer to Debt Service Fund to start to cover debt service for water and wastewater projects.





Police Department Assets Fund

Police Department Assets Fund



Summary

	2021-22 ACTUAL	2022-23 BUDGET	2022-23 PROJECTED	2023-24 BASE	2023-24 ENHANCEMENT	2023-24 BUDGET
Revenues						
ASSET FORFEITURES	254	-	3,000	-	-	-
Total Revenues	254	-	3,000	-	-	-
Expenditures						
EXPENDITURES	1,517	-	2,000	-	-	-
Total Expenditures	1,517	-	2,000	-	-	-

Considerations

- These funds are the result of Police Asset Seizures





Police Department Assets Fund



Revenues

		2021-22	2022-23	2022-23	2023-24	2023-24	2023-24
		ACTUAL	BUDGET	PROJECTED	BASE	ENHANCEMENT	BUDGET
ASSET FORFEITURES							
PD Asset Forfeitures	12-128-5520	254	-	3,000	-	-	-
ASSET FORFEITURES TOTAL		254	-	3,000	-	-	-
TOTAL P.D. ASSET FORFEITURES FUND REVENUES							
		254	-	3,000	-	-	-






Police Department Assets Fund



Expenses

		2021-22	2022-23	2022-23	2023-24	2023-24	2023-24
		ACTUAL	BUDGET	PROJECTED	BASE	ENHANCEMENT	BUDGET
EXPENDITURES							
JPD Asset Expenses	12-220-6706	1,517	-	2,000	-	-	-
EXPENDITURES TOTAL		1,517	-	2,000	-	-	-
TOTAL P.D. ASSET FORFEITURE FUND EXPENSES		1,517	-	2,000	-	-	-





Fund Balances



	Fund	Cash in Bank	CD	CD	CD	CD	Total Fund Balance
01	General Fund	\$ 925,627.00	\$ 2,039,161.41	\$ 100,700.24	\$ 303,077.27		\$ 3,368,565.92
02	Utility Fund	\$ 2,705,781.00	\$ 323,580.59	\$ 764,685.55	\$ 251,656.97	\$ 303,077.27	\$ 4,348,781.38
03	Street Fund	\$ 594,454.90	\$ 254,810.34	\$ 303,082.26	\$ 252,367.61		\$ 1,404,715.11
05	EDC	\$ 842,580.75	\$ 29,927.59	\$ 31,352.29	\$ 28,434.48		\$ 932,295.11
07	Debt Fund	\$ 1,000,000.00	\$ 216,015.90	\$ 254,895.17	\$ 202,054.83		\$ 1,672,965.90
09	Capital Projects	\$ 14,875,000.00					\$ 14,875,000.00
10	CR Fund/Access	\$ 2,776,250.34	\$ 203,916.15				\$ 2,980,166.49
12	PD Assets	\$ 1,859.8					\$ 1,859.85
							\$ 29,584,349.76

Considerations

- These funds represent approximate bank balances and investments as of July 17, 2023. There is not sufficient information to determine actual fund balances currently. A reconstructive audit should be ordered to determine all fund balances.
- While healthy fund balances do exist, funds should not be spent until accurate balances are determined and reimbursements between funds are made for any expenses that need to be reconciled.
- The City’s bond rating relies heavily on these fund balances, and this should be a prioritized consideration before any funds are allocated.

