

## ANNUAL MUNICIPAL BUDGETS FISCAL YEAR 2024 – 2025

### City Council

Mayor	Stephanie Fisher
Mayor Pro-Tempore	Shelton Coleman
Councilperson	Teresa Babb
Councilperson	Sam Richardson
Councilperson	Kari Thomas
Councilperson	Kemp Elliott

### City Staff

Rick Schroder	Chief Administrative Officer
Whitney Walston	City Secretary



# **CITY OF JOHNSON CITY**

## **Fiscal Year 2024 - 2025**

### **Budget Cover Page**

This budget will raise more total property taxes than last year's budget by an amount of \$28,334.06 or 2.34%, and of that amount \$13,911.24 is tax revenue to be raised from new property added to the tax roll this year.

The members of the governing body voted on the budget as follows:

**FOR: Councilmembers Babb, Richardson, Coleman & Thomas**

**AGAINST:**

**PRESENT and not voting: Mayor Fisher**

**ABSENT: Councilmember Elliott**

#### **Property Tax Rate Comparison:**

	<b>2024-2025</b>	<b>2023-2024</b>
Property Tax Rate:	\$0.3385 /100	\$0.3569 /100
No-New-Revenue Tax Rate:	\$0.3385 /100	\$0.3107 /100
No-New-Revenue Maintenance & Operations Tax Rate:	\$0.1979 /100	\$0.2175 /100
Voter-Approval Tax Rate:	\$0.3655 /100	\$0.3715 /100
De Minimis Tax Rate:	\$0.4918 /100	\$0.5276 /100
Debt Tax Rate:	\$0.1441 /100	\$0.1484 /100

Total debt obligation for the CITY OF JOHNSON CITY secured by property taxes: \$3.804 Million (principal and interest as of 10/01/2024)

**City of Johnson City, Texas**  
**Municipal Budgets**  
**FY 2024 - 2025**  
**Table of Contents**

Budget Message _____	4
Historical, Functional, & Financial Perspectives _____	5
Fiscal & Budgetary Policies _____	16
Summary of Outstanding Debt Obligations _____	19
Budget Overview _____	27
Personnel, Benefits, and Holiday Schedule _____	30
Holiday Schedule _____	31
Personnel Comparison _____	32
Certification Pay Schedule _____	33
FYE 2025 Salary Amendments _____	35
TML Salary Surveys _____	36
FYE 2025 Benefit Amendments _____	37
General Fund Budget _____	40
Interest & Sinking Fund Budget _____	44
Water / Wastewater Utility Fund Budget _____	46
Hotel Occupancy Tax (HOT) Fund Budget _____	48
Capital Replacement Fund Budget _____	50
Municipal Court Security & Technology Funds Budgets _____	52
Vehicle & Equipment Replacement Fund Budget _____	54
Parks & Recreation Fund Budget _____	56
Local Truancy & Prevention Fund Budget _____	58
Municipal Jury Fund Budget _____	60
Impact Fee Fund Budget _____	62
Opioid Abatement Fund Budget _____	64
Splash Pad Fund Budget _____	66
Appendices:	
A. Tax Rate Calculation Forms _____	68
B. FYE 2025 Municipal Fee Schedule and TML Utility Surveys _____	69



## **BUDGET MESSAGE**



303 E. Pecan Dr. Johnson City, TX 78636 | P.O. Box 369 Johnson City, TX 78636  
Phone: 830.868.7111 | Fax: 830.868.7718 | Web: [www.JohnsonCityTX.org](http://www.JohnsonCityTX.org)

August 6, 2024

City Council  
City of Johnson City  
303 East Pecan Drive  
Johnson City, Texas 78636

**Re: Proposed Fiscal Year Ending (FYE) 2025 Municipal Budgets**

Honorable Members of the Johnson City City Council:

As the Mayor of the City of Johnson City, Chapter 102 of the Texas Local Government Code endows me as the Budget Officer of this City. I, once again, took that charge literally and to heart. With specific goals in mind for the coming year, City Staff and I carefully and thoughtfully prepared this proposed budget for your consideration and approval. I am pleased to tell you that this budget not only meets my number one goal, but it also meets the State requirement that it be balanced.

Over the past few years, many individuals and families have experienced significant financial strain. The cost of living, including housing, utilities, and food, have skyrocketed and this has put an enormous burden on household budgets, considering that wages have not kept pace with inflation. This has led to increased debt and decreased financial security. This economic hardship has affected all of us here in Johnson City. The need for immediate relief and long-term solutions to ease this financial pressure is more urgent than ever.

In response to this financial distress, it is imperative that we, the local government of this City, take decisive action to curb our own spending. By prioritizing essential services and eliminating wasteful expenditures, we can reallocate resources more efficiently and reduce the tax burden on our citizens. Fiscal prudence will not only help stabilize the local economy, but it also works to restore public confidence in the City's ability to manage our finances responsibly. In times of economic difficulty, it is crucial for the government to lead by example. We must demonstrate a commitment to sustainable budgeting practices that prioritize the well-being of all.

I emphatically believe that a tax rate reduction is a strategic step towards ensuring the continued prosperity and financial well-being of every citizen of Johnson City.

*Budget Strategy*

At the beginning of the summer, I met with City Staff to briefly discuss my own goals for this budget and gauge the City's financial position in that process.

The two goals I had for this budget proposal, and for the coming Fiscal Year, were to curb spending wherever possible in our budget, and to levy the No New Revenue Property Tax Rate. City Staff was fully willing to aid me in this endeavor and, as we began looking over places to cut spending, we all became fully confident that not only would it be possible, but no department will be forced to operate on a “shoestring”.

The Fiscal Year Ending 2025 Municipal Budgets are based on the City of Johnson City’s Ad Valorem (Property) No New Revenue Tax Rate of \$0.3385 per \$100 valuation. This is a decrease from FYE 2024’s Tax Rate of \$0.3569 per \$100 valuation, a reduction of about 5.16%.

I made a change to most departments by adding a new line item for Capital Expenditures for Administration, Municipal Court, the Police Department, Emergency Management, Parks, and the Water and Wastewater Utility Fund. In prior years, new expenditures were not added to individual lines; for example, if the Municipal Court Clerk requested a new computer and a new chair, neither of those items would be listed in that department’s budget. I feel that the new line items will give Department Heads more autonomy and authority over their department’s budget and will lead to more fiscally responsible purchases.

The City’s Debt Service (interest & sinking) Fund is fully funded with property tax collections funding all of the City’s debt obligations.

Obviously, this proposal does not create any new positions; however, it remains true to the City of Johnson City’s ethical code of treating our employees with utmost respect by maintaining their excellent benefits to include health, vision and dental insurance, along with life, accidental death and dismemberment, and short and long-term disability insurance and retirement through TMRS. We are also adjusting salaries across the board to keep pace with inflation, and they will be distributed at the discretion of department heads based on performance and merit. Being as loyal to our employees as they are to us will benefit every citizen of Johnson City.

For the second year, I have forgone my Mayoral Salary and have transferred the \$10,000 from the General Fund into the Splash Pad Fund for future planning and capital improvements.

Lastly, the proposed Budgets include minor adjustments for inflation to most items in the Municipal Fee Schedule.

The combined revenues from the General and Water & Wastewater Utility Funds’ will be approximately \$3.3 Million in FYE 2025. The City’s employee salary and benefit expenditures across both these Funds are estimated at \$1.50 Million, or 45.4% of both Fund Budgets. We will continue to endeavor to keep City salary and benefit expenditures at or below 50% of both Fund Budgets.

In direct opposition to my proposal for last Fiscal Year, below are items which have been reduced or removed until our Citizens are not facing dire financial straits:



- Economic Development Programs, Google 360 has been removed. Nearly all businesses which would benefit from the service have utilized it; additionally, the service did not achieve the sales tax increase we would have liked to see;
- Parks & Recreation Amenities and Maintenance, Parks Maintenance will remain, but no major renovations or projects are included this Fiscal Year;
- Emergency Management, we slightly reduced the amount budgeted for Lights Spectacular security and other items for Lights Spectacular. Based on both sales tax income, as well as other government entities helping cover the gap;
- Tourism and Marketing; while there is no budgeted “reduction”, staff will be working closely with the City’s Marketing firm to onboard the “Pay to Play” pricing in an effort to reduce our own expenditures;
- Water & Wastewater Operations and Maintenance; in preparation for WWTP expansion, non-necessary maintenance has been reduced; and
- Wastewater Treatment Plant Equipment, as stated above, in preparation for WWTP expansion, non-necessary equipment replacement has been reduced.

As previously stated, the proposed ad valorem (property tax) tax rate will be reduced to \$.3385 per \$100 valuation. When adopted, the ad valorem tax rate will be split between Maintenance & Operating (M&O) and Interest & Sinking (I&S or debt service) tax rates in the following manner:

**Maintenance & Operating (M&O)**

\$0.1944 / \$100 Valuation

**Interest & Sinking (I&S)**

\$0.1441 / \$100 Valuation

**Total**

\$0.338500 / \$100 Valuation

The Blanco County Appraisal District certified municipal ad valorem taxable values on July 25, 2024. The net taxable value consisted of approximately \$382 Million; however, approximately \$48 Million is subject to disability and senior tax freezes, which decreases the amount of tax collected by the City. The total expected ad valorem collection is estimated at \$1,239,499.00. The No-New-Revenue tax rate is \$0.338500 / \$100 valuation, and the Voter-Approval tax rate is \$0.365500 / \$100 valuation.

**General Fund Expenses – Budget Comparison**

Department	FYE 2024 Amended Budget	FYE 2024 Estimated Year End	FYE 2025 Proposed Budget
City Council	\$ 23,742.65	\$ 23,316.09	\$ 22,985.56
Administration	\$ 495,811.67	\$ 527,683.53	\$ 545,988.15
Municipal Court	\$ 105,782.78	\$ 108,842.28	\$ 110,959.32
Police Department	\$ 810,494.39	\$ 779,485.55	\$ 808,543.98
Emergency Management	\$ 72,189.37	\$ 71,963.82	\$ 22,299.00
Buildings and Technology	\$ 242,736.98	\$ 222,471.65	\$ 238,578.30
Development Services	\$ 114,123.52	\$ 111,864.17	\$ 101,187.51
Parks and Recreation	\$ 241,561.07	\$ 213,061.28	\$ 184,237.36
Solid Waste	\$ 418,796.83	\$ 440,923.99	\$ 440,792.53
Streets and ROW	\$ 500.00	\$ 297.24	\$ -
<b>Total</b>	<b>\$ 2,525,739.26</b>	<b>\$ 2,499,909.60</b>	<b>\$ 2,475,571.71</b>

**Water and Wastewater Fund Expenses – Budget Comparison**

Department	FYE 2024 Amended Budget	FYE 2024 Estimated Year End	FYE 2025 Proposed Budget
System	\$ 1,004,622.93	\$ 897,878.29	\$ 834,760.83
<b>Total</b>	<b>\$ 1,004,622.93</b>	<b>\$ 897,878.29</b>	<b>\$ 834,760.83</b>

<b>City of Johnson City, Texas</b>	
<b>Fiscal Year Ending (FYE) 2025 Budget Calendar</b>	
<b>7/2/2024</b>	City Council establishes the FYE 2025 Budget Calendar.
<b>7/19/2024</b>	Department Heads and Supervisors return FYE 2025 Budget requests to Mayor and Chief Administrative Officer (CAO).
<b>7/25/2024</b>	City Council Budget workshop.*
<b>7/25/2024</b>	Chief Appraiser delivers certified appraisal roll to the City and calculates no-new-revenue, no-new-revenue (M&O), voter-approval, de minimis, and debt tax rates.
<b>8/6/2024</b>	Mayor files proposed FYE 2025 Budgets with the City Secretary.
	Proposed FYE 2025 Budgets and no-new-revenue, no-new-revenue (M&O), voter-approval, de minimis, and debt tax rates presented to the City Council. CAO certifies tax rate calculation forms.



	City posts proposed FYE 2025 Budgets, no-new-revenue, no-new-revenue (M&O), voter-approval, de minimis, and debt tax rates, and certain debt information on the City's website.
	City Council votes to:
	Place a proposal to adopt a tax rate on a future City Council agenda.
	Set dates and times for Public Hearings on the proposed FYE 2025 Budgets.
	Set dates and times for Public Hearings on the proposed tax rate.
<b>8/14/2024</b>	Notices of Budget and Tax Rate Public Hearings and Notice of the Meeting to Adopt the Tax Rate published in the Johnson City Record Courier.
	City posts Notices of Budget and Tax Rate Public Hearings and Notice of the Meeting to Adopt the Tax Rate on the City's website.
	City provides Chief Appraiser Notices of Budget and Tax Rate Public Hearings, Notice of the Meeting to Adopt the Tax Rate, and proposed tax rate.
<b>8/20/2024</b>	Public Hearings on proposed FYE 2025 Budgets and tax rate.*
<b>9/3/2024</b>	Public Hearings on proposed FYE 2025 Budgets and tax rate.**
	City Council votes to postpone the final Budgets vote until September 10, 2024.
	City Council votes to postpone the final tax rate vote until September 10, 2024.
<b>9/10/2024</b>	City Council adopts the FYE 2025 Budgets and tax rate (record vote).
	City Council votes to adopt a Budget that may raise property tax revenue.
<b>*</b>	Intended for public participation and transparency.
<b>**</b>	Intended to fulfill TLGC Secs. 102.006 and 102.0065 and Tex. Tax Code Secs. 26.05 and 26.06 requirements.

### *Summary*

As revenues and expenses continue to accrue throughout the remainder of the current fiscal year, City Staff and I will update the proposed FYE 2025 Budgets and present them to City Council on August 20th and September 3rd. We anticipate adoption of the FYE 2025 Budgets and tax rate on September 10, 2024. Please do not hesitate to contact me with questions or comments at 830.330.0181 or by email at [sfisher@johnsoncitytx.org](mailto:sfisher@johnsoncitytx.org). Rick Schroder may also be contacted at 830.868.7111, Ext. 8, or by email at [rschroder@johnsoncitytx.org](mailto:rschroder@johnsoncitytx.org).

Sincerely,



Stephanie S. Fisher  
Mayor



## City of Johnson City A Historical Perspective



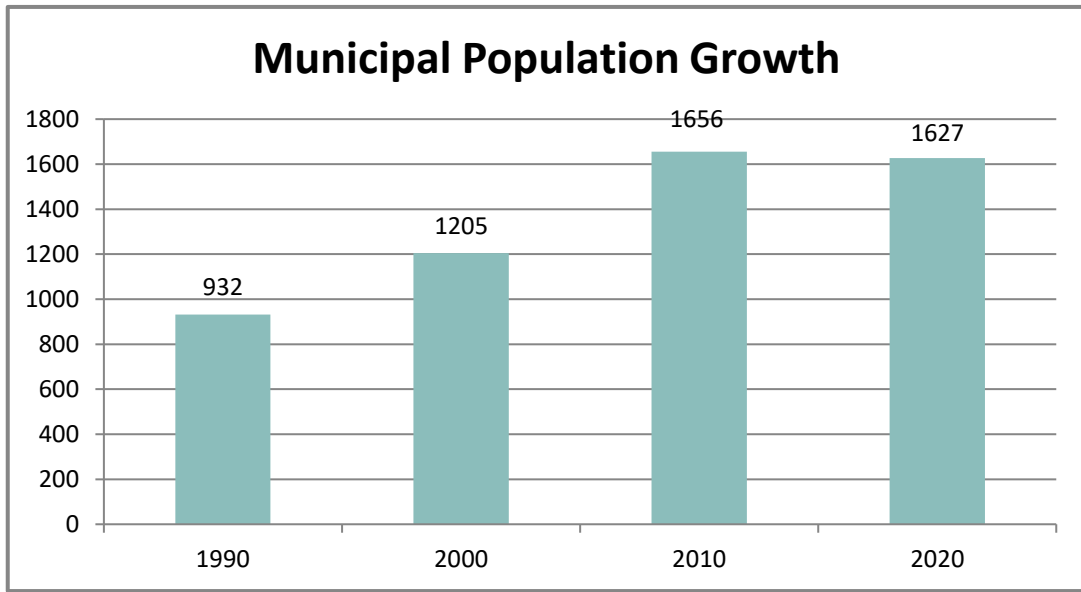
Johnson City, the County Seat of Blanco County, is at the junction of U.S. Highways 281 and 290, twelve miles north of Blanco in the central part of the County. Settlers living along the Pedernales River in the rugged central part of the County, among them one James Polk Johnson, for whom the town was later named, thought that the county seat at Blanco was not accessible, so, in 1876, they called for an election to move the Courthouse closer to the geographical center of the County. When this attempt failed, the citizens followed Johnson's lead and began publicizing the idea of establishing a new

community. The site chosen was on land originally granted to James Fentress, which belonged to Johnson. A post office was established there in 1878, and, soon afterwards, town lots were offered for sale. In 1879, the people successfully petitioned for an election to choose a new county seat but were defeated. Meanwhile, the town continued to grow, especially boosted by the construction of Johnson's two-story office building and his hotel. He also donated lots for schools. In 1890, another county seat election, a hotly contested one, made Johnson City the County Seat.

Though its new status boosted the economy of the community, Johnson City did not get modern utilities until the 1930s, when Lyndon Baines Johnson, a relative of the founder of the City, sponsored legislation that introduced full electric power to the area under the Lower Colorado River Authority and the Pedernales Electric Cooperative. After Johnson became a United States Senator and began his climb to the Presidency, telephone service rapidly progressed from the old magnetic box phones to dial service and then to worldwide service. In addition, when he returned from the White House, Johnson made the United States a gift of his lands, now the Lyndon Baines Johnson National Historical Park.

Johnson City, for many years mainly a ranch trade center, had a steady tourist business from its origins. Though the number of businesses dropped from twenty in 1914 to seven in 1933, it rose to forty-two in the mid-1950s, when the town was incorporated. In the late 1960s and early 1970s, when Johnson was President of the United States, the major income in Johnson City came from the tourist industry, and the number of businesses rose to fifty-two. By 1986 the number had dropped to twenty-six. The town's newspaper, the Record-Courier, was established in 1883. The population fluctuated from 400 in 1925 to 950 in the late 1940s, and from 660 to 800 between the late 1960s and the mid-1980s. Johnson City continues to be mainly a tourist center. In 1990, the population was 932. That figure increased to 1,205 by 2000. The 2020 decennial census is 1,627.

Mary H. Ogilvie, "Johnson City, TX," Handbook of Texas Online, accessed December 20, 2020, <https://www.tshaonline.org/handbook/entries/johnson-city-tx>.



## **City of Johnson City A Functional Perspective**

The City of Johnson City is a Type A General Law municipality operating under a Council-Mayor form of government. All powers of the City are vested in an elected Council, consisting of five Councilpersons (or “Aldermen”) and a Mayor. The Council enacts local legislation, determines City policies, and employs the Chief Administrative Officer (CAO).



The Mayor is the Chief Executive Officer of the City and is responsible for the proper administration of all affairs of the City. The CAO serves as the assistant to the Mayor and City Council in carrying out activities prescribed by them.

The City government provides a broad range of goods and services to its citizens. The activities and personnel required to provide these goods and services are organized into broad managerial areas called Funds. Funds are separate fiscal and accounting entities with their own resources and budgets necessary to carry on specific activities and attain certain objectives.

Funds are further organized into function groups called Departments. A Department is a group of related activities aimed at accomplishing a major City service or program (i.e., Police or Public Works Departments).

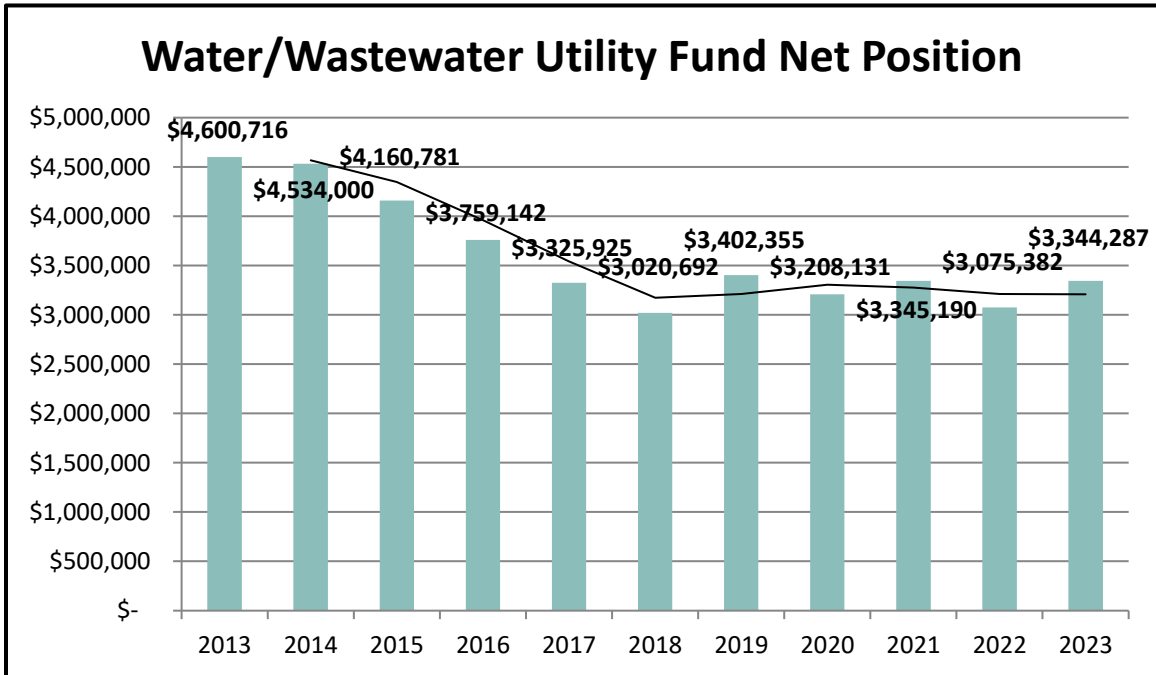
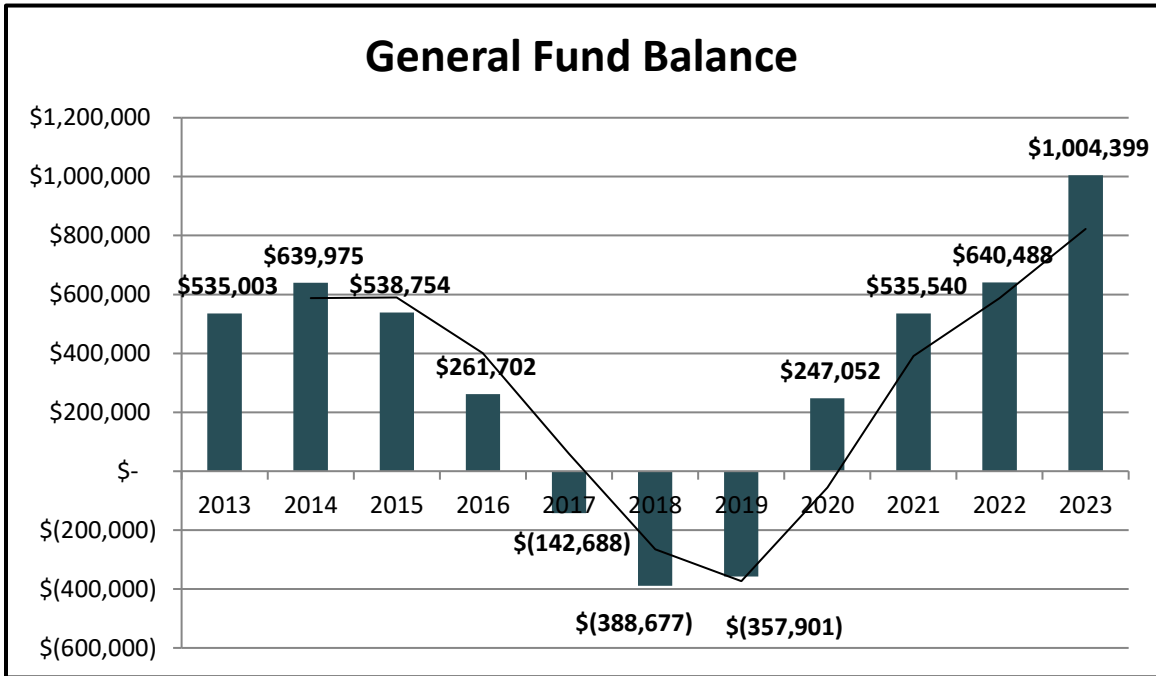
A Department may be further divided into small areas called Divisions. Divisions perform specific functions within the Department (i.e. Criminal Investigations within the Police Department).

Leading each Department is a Department Head. Department Heads have supervision and control of their respective Department(s) and the Divisions within it; however, they are subject to supervision and control by the Mayor and/or CAO. A Department Head may supervise more than one Department.

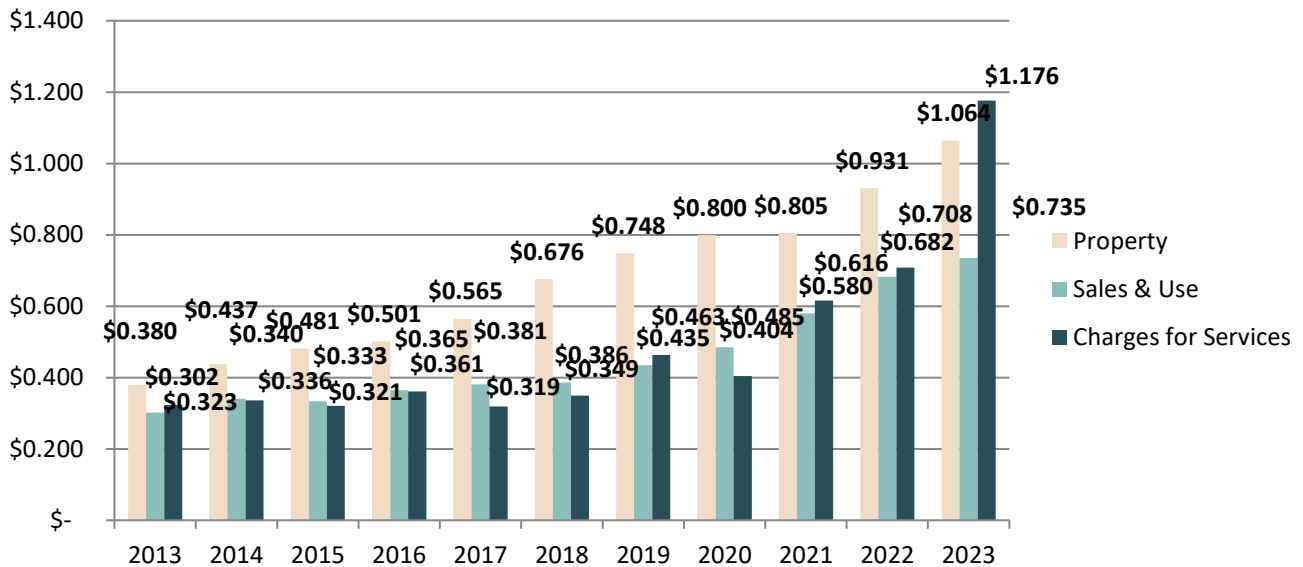
**City of Johnson City**  
**A Financial Perspective**

**Current Tax Rate (2023) Information:**

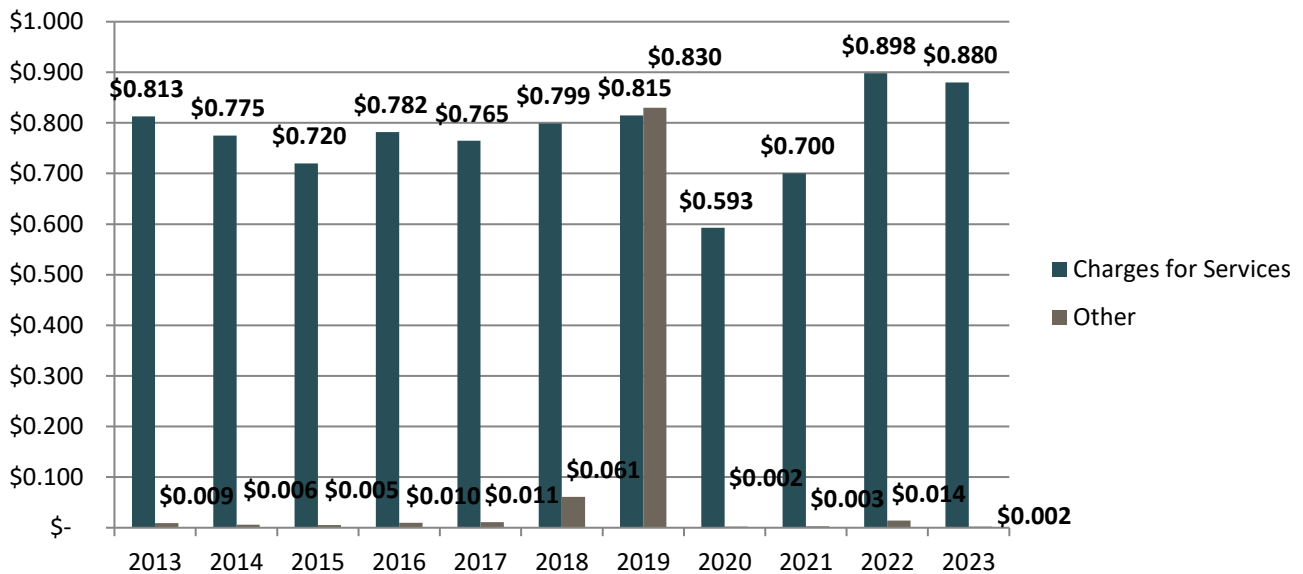
<b>Entity</b>	<b>Ad Valorem (Property) Tax Rates</b>	<b>Sales and Use Tax Rates</b>	<b>Hotel Occupancy Tax Rates</b>
<b>State of Texas</b>	-	6.25%	6.00%
<b>City of Johnson City</b>	\$0.356900	1.50%	7.00%
<b>North Blanco ESD</b>	\$0.100000	1.00%	-
<b>North Blanco Library District</b>	-	0.50%	-
<b>Blanco County</b>	\$0.365097	0.50%	7.00%
<b>Blanco-Pedernales Groundwater Conservation District</b>	\$0.017498	-	-
<b>Johnson City ISD</b>	\$0.863100	-	-
<b>Total</b>	<b>\$1.702595 / \$100 Valuation</b>	<b>8.25% (State Maximum)</b>	<b>20.00%</b>



### General / Debt Funds Revenue by Source (in Millions)

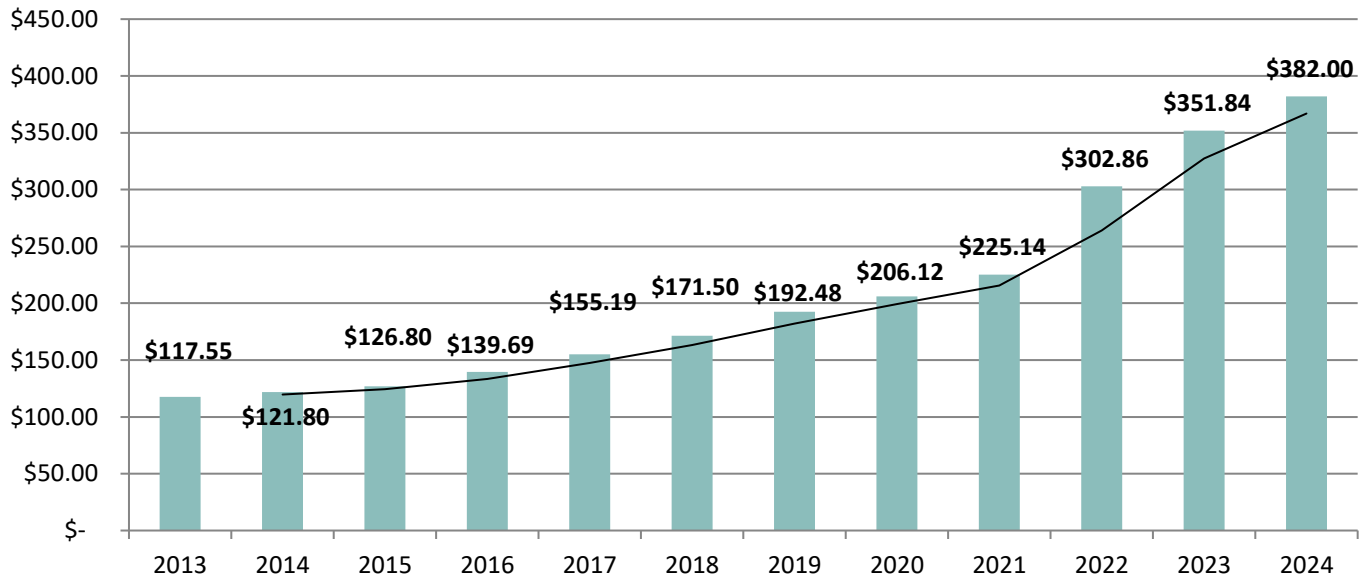


### Water/Wastewater Utility Fund Revenue by Source (in Millions)

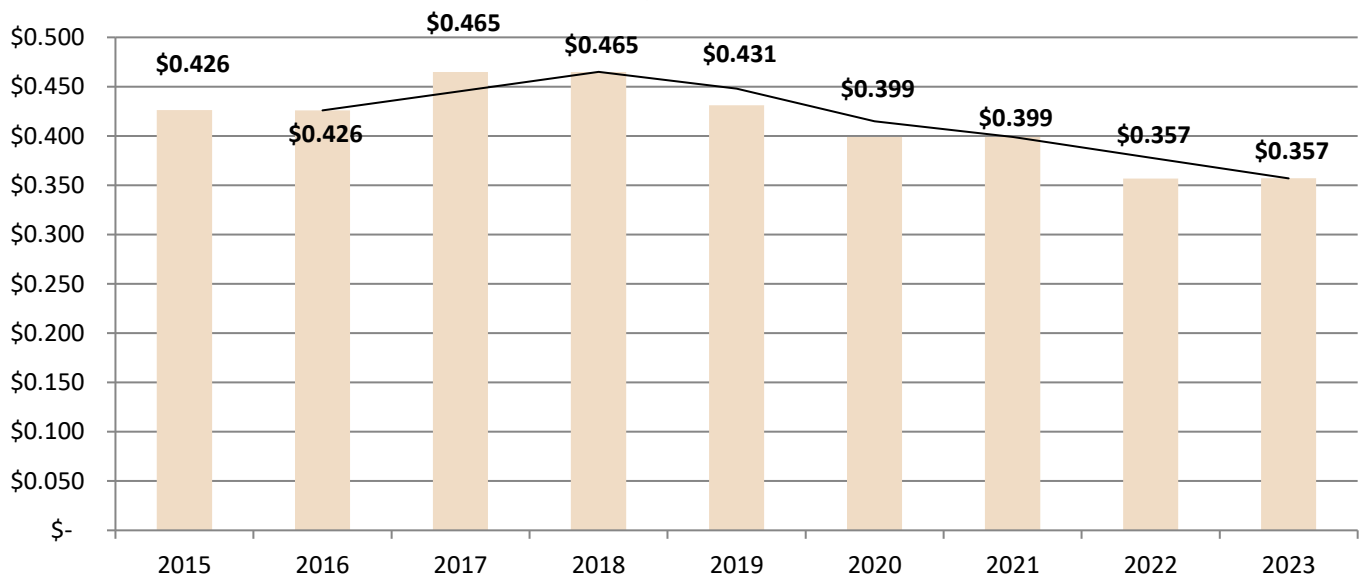


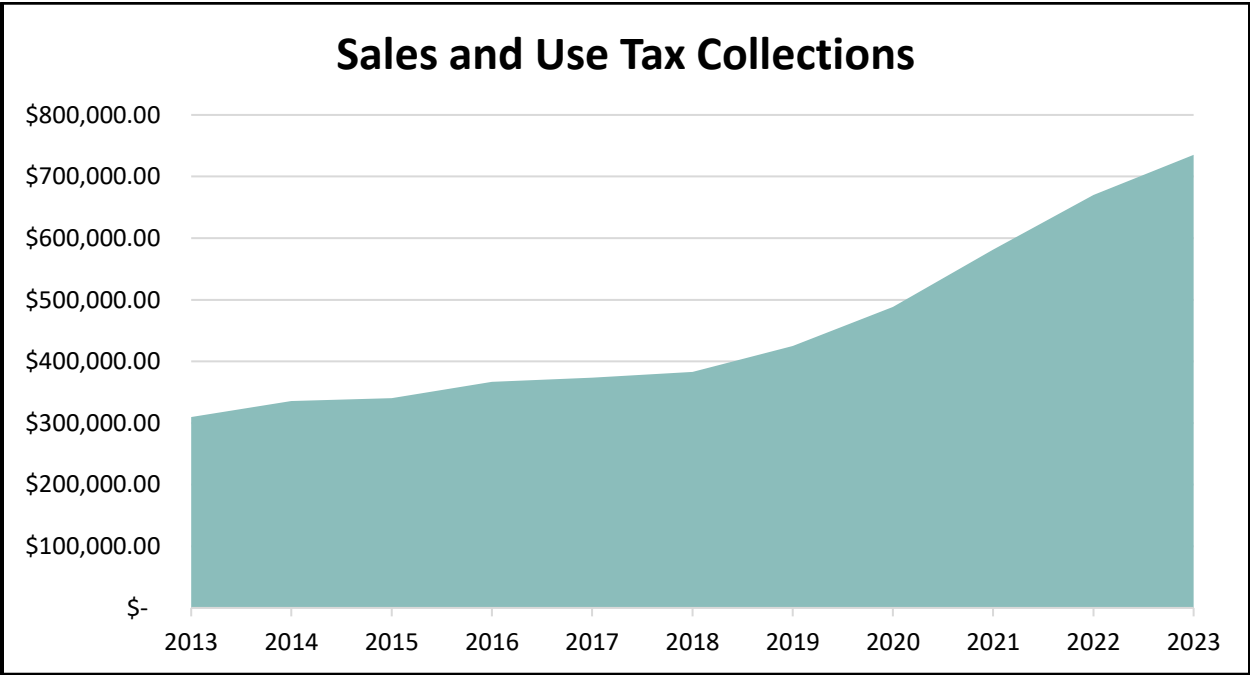
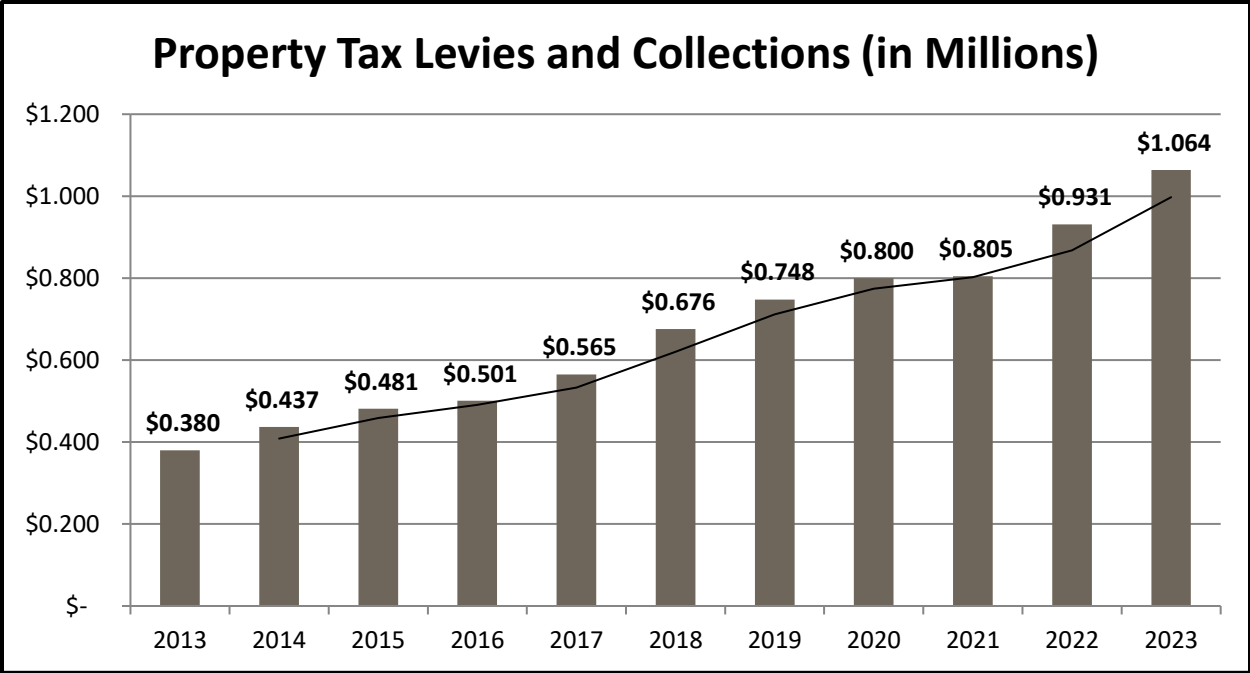


## Net Taxable Property Valuation (in Millions)

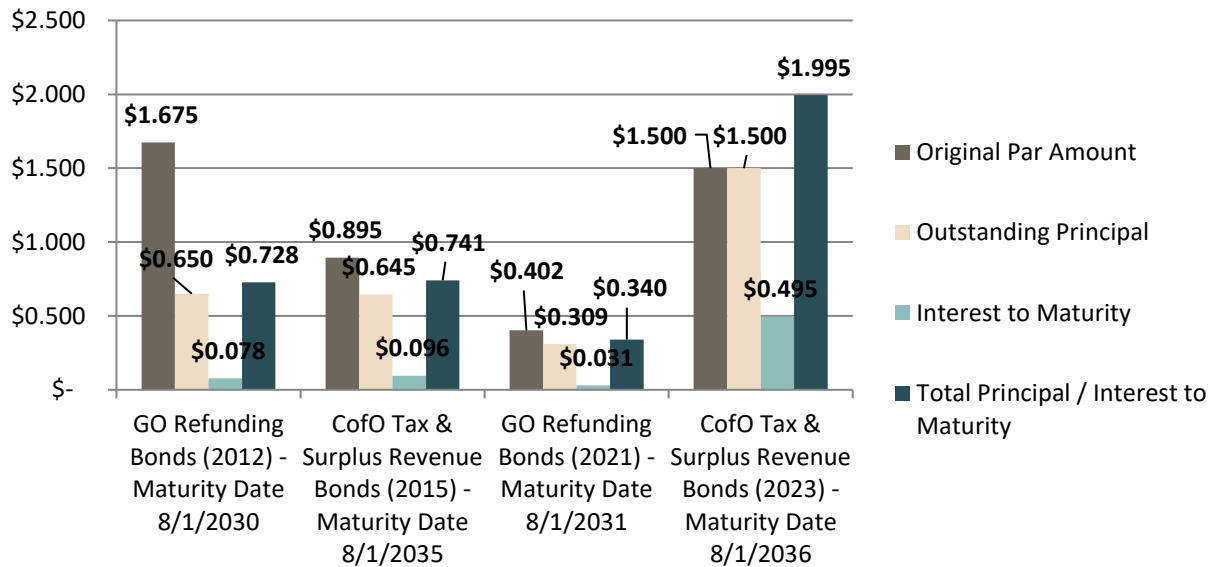


## Total Tax Rate per \$100 Valuation



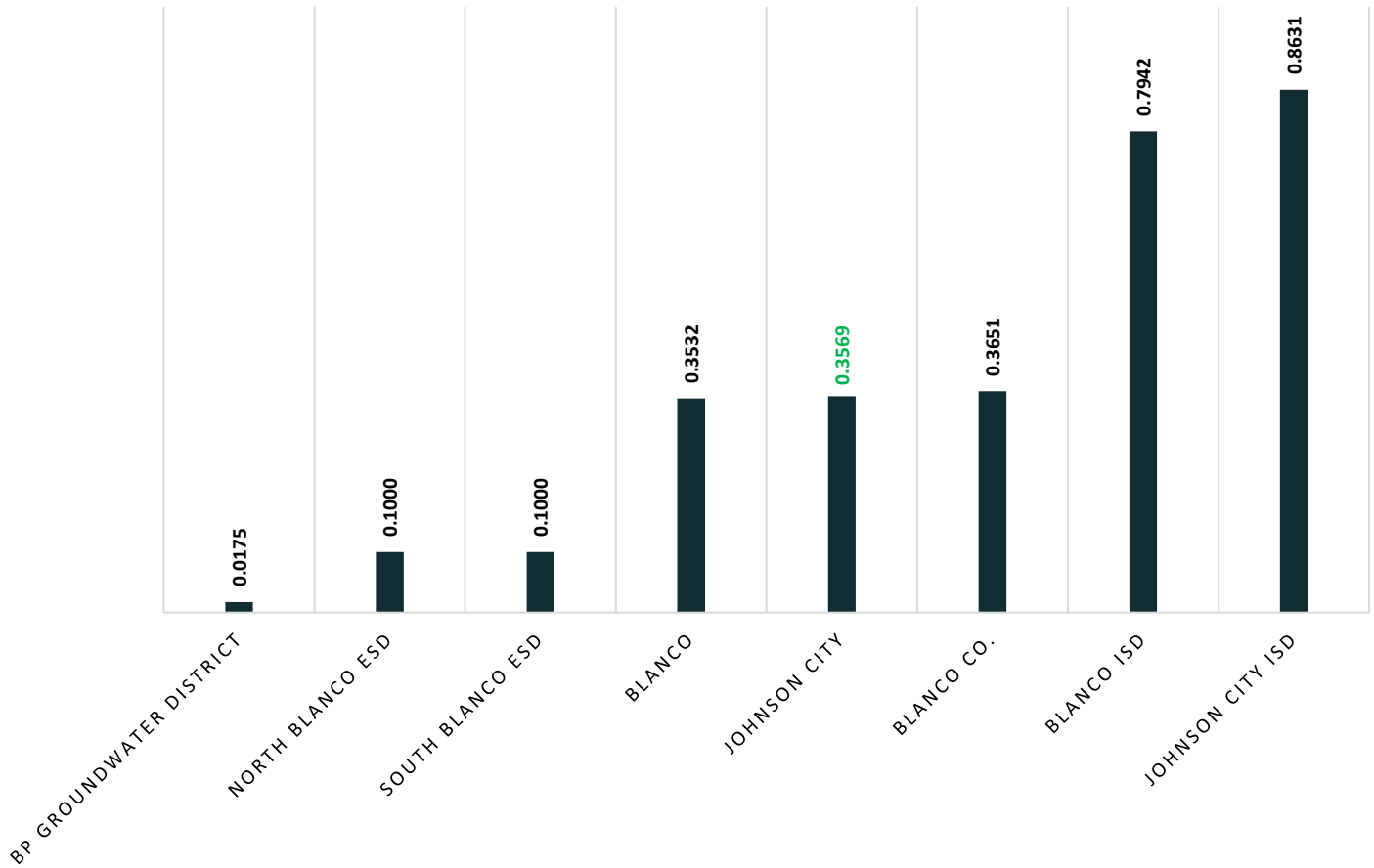


### Total Debt Obligations (in Millions) (as of 10/01/24)



Top Ten Taxpayers in 2023		
<u>Taxpayer</u>	<u>Assessed Valuation</u>	<u>% of Total</u>
Pedernales Electric Co-Op	\$ 36,922,533	10.51%
H K Hospitality LLC	\$ 6,719,750	1.91%
Charlene Crump	\$ 6,613,524	1.88%
Titan Milling, Inc.	\$ 6,274,330	1.79%
Legacy Capital Funding LLC	\$ 5,237,610	1.49%
Johnson City Bank	\$ 4,652,960	1.32%
First American Commercial Bankcorp Inc.	\$ 3,632,080	1.03%
Lazy Oak Arc LLC	\$ 3,025,680	0.86%
Pay and Save, Inc.	\$ 2,900,000	0.83%
Papples LLC	\$ 2,331,086	0.66%
<b>Total:</b>	<b>\$ 78,309,553</b>	<b>22.29%</b>

## 2023 Ad Valorem Tax Rates





## Budget Structure

The following summarizes the major features of the City's financial statements and budgets, including the portion of the City government they cover and the types of information they contain:

<b>Major Features of the City's Government-wide and Fund Financial Statements / Budgets</b>			
<i>Types of Statements</i>	<i>Government-wide</i>	<i>Governmental Funds</i>	<i>Proprietary Funds</i>
<i>Scope</i>	Entire City government.	The activities of the City that are not proprietary.	The operation of City activities that are like a private business (i.e., Water / Wastewater).
<i>Required Financial Statements</i>	<ul style="list-style-type: none"> <li>• Statement of net assets</li> <li>• Statement of activities</li> </ul>	<ul style="list-style-type: none"> <li>• Balance Sheet</li> <li>• Statement of revenues, expenditures, and changes in fund balances</li> </ul>	<ul style="list-style-type: none"> <li>• Statement of net assets</li> <li>• Statement of revenues, expenses, and changes in net assets</li> </ul>
<i>Accounting Basis and Measurement Focus</i>	Accrual (expenses and revenues are realized when they are committed / obligated to the City)	Modified accrual (expenses and revenues are realized when they are committed / actually realized by the City)	Accrual
<i>Type of Asset / Liability Information</i>	All assets and liabilities, both financial and capital, short and long term.	Only assets expected to be used up and liabilities that come due during the year or soon thereafter; no capital assets included.	All assets and liabilities, both financial and capital, short and long term.
<i>Type of Inflow / Outflow Information</i>	All revenues and expenses during the year, regardless of when cash is received or paid.	Revenues for which cash is received during or soon after the end of the year; expenditures when goods or services have been received and payment is due during the year or soon thereafter.	All revenues and expenses during the year, regardless of when cash is received or paid.

The City is required by State Law and City Code to approve a balanced annual budget. A budget is balanced when the sum of estimated current revenues, plus available unreserved fund balances, are equal to or greater than current expenditures.

### ***Fund Balance***

The General Fund balance must be of adequate size and strength to manage unexpected decreases in revenues *and* unexpected, unbudgeted expenses, such as during a natural or man-made disaster. The Government Finance Officers Association (GFOA) recommends a minimum general fund balance of no less than two (2) months, or 16.67%. The GFOA recommends a minimum enterprise fund balance, such as the Water and Wastewater Utility Fund, of no less than forty-five (45) days, or 12.33%. The FYE 2023 Annual Financial Report indicated that the City of Johnson City held a little over four (4) months, or 40.74%, of average monthly expenditures in its General Fund balance. The City's Water and Wastewater Utility Fund held zero (0) days of working capital in its Fund balance.

### ***Investment Policy***

Investments shall be made by the City in conformance with State Law and the City's Investment Policy, as amended by the City Council. All investments shall seek, in the following order of importance: safety, liquidity, and yield.

### ***Annual Financial Report***

The City, through an independent auditing firm, produces an annual financial report in accordance with generally accepted accounting procedures (GAAP), as mandated by the Governmental Accounting Standards Board (GASB).



**SUMMARY OF  
OUTSTANDING DEBT OBLIGATIONS**



A municipality typically funds large capital purchases and improvement projects, such as the construction of utilities or roads, through the use of existing monies and/or the issuance of debt obligations. Debt obligations typically consist of the following:

### ***General Obligation Bonds***

General obligation bonds are backed by the full faith and credit of the issuing municipality, meaning that bonds are guaranteed by a pledge of future ad valorem tax revenues. General obligation bonds may or may not require voter approval. Currently, the City of Johnson City holds two (2) general obligation refunding bonds (Series 2012 and 2021).

### ***Certificates of Obligation***

Certificates of Obligation are also guaranteed by a pledge of future ad valorem taxes; however, they do not require voter approval. Currently, the City of Johnson City holds two (2) issuances of Certificates of Obligation (Series 2015 and 2023).

### ***Tax Notes***

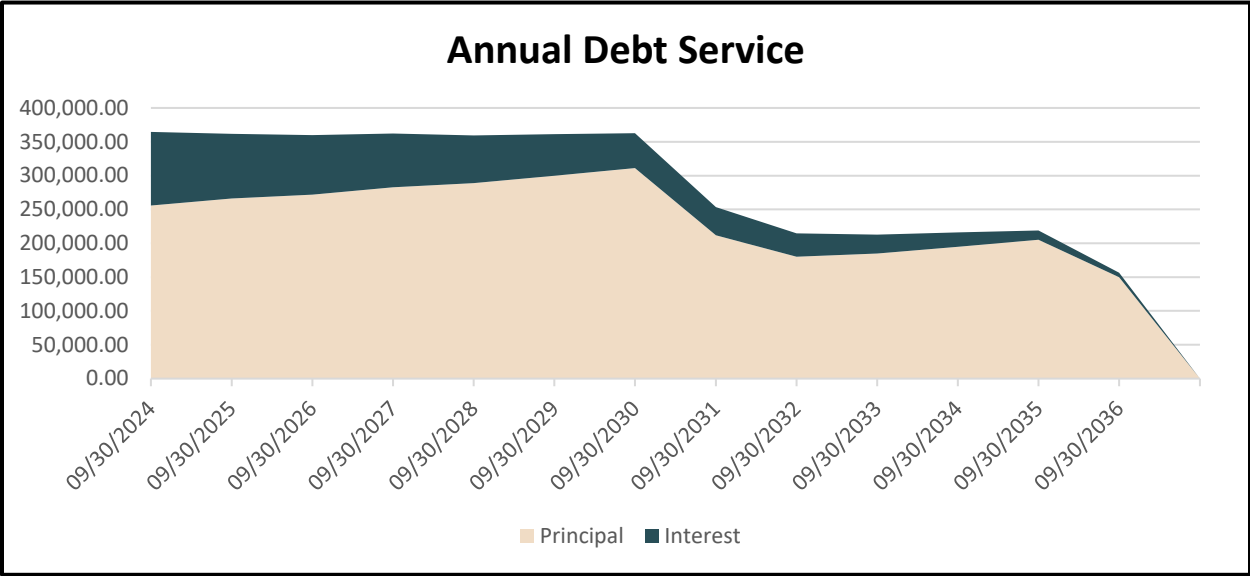
Tax notes are short-term debt instruments issued by a local government to finance an immediate project that will be repaid with future tax collections, such as ad valorem tax revenues. Currently, the City of Johnson City holds no tax notes.

### ***Public Property Finance Act Contract***

Chapter 271 of the Texas Local Government Code authorizes a City to execute, perform, and make payments under a contract with any person for the use, purchase, financing, or other acquisition of any personal property. Commonly referred to as “Lease-Purchase”, the City currently holds five (5) lease-purchase contracts.

Issue Date	6/1/2023	9/1/2021	7/16/2015	12/1/2012
Report Name	Johnson City, City of (General Obligation Debt)	Johnson City, City of (General Obligation Debt)	Johnson City, City of (General Obligation Debt)	Johnson City, City of (General Obligation Debt)
Title	Comb Tax & Surplus Rev C/O Ser 2023	GO Ref Bds Taxable Ser 2021	Tax & Surplus Rev C/O Ser 2015	GO Ref Bds Ser 2012
Par Amount	\$1,500,000	\$402,000	\$895,000	\$1,675,000
Outstanding	\$1,500,000	\$344,000	\$695,000	\$745,000
Sale Type	Private Placement	Private Placement	Negotiated	Competitive
Tax Treatment	BQ	TAX	T/E	BQ
Denomination	1,500,000	1,000	5,000	5,000
Instrument	Certificates of Obligation	Bonds	Certificates of Obligation	Bonds
Sale Date	6/6/2023	8/27/2021	7/10/2015	12/10/2012
Delivery Date	6/29/2023	9/13/2021	7/16/2015	12/27/2012
First Coupon Date	2/1/2024	2/1/2022	8/1/2015	2/1/2013
Second Coupon Date	8/1/2024	8/1/2022	2/1/2016	8/1/2013
First Payment Date	8/1/2024	8/1/2022		8/1/2013
Interest Basis	30/360	30/360	30/360	30/360
Interest Pays	Semi-Annually	Semi-Annually	Semi-Annually	Semi-Annually
Principal Pays	Annually	Annually	Annually	Annually
Purpose	Streets, Drainage & Sidewalks;	IRS Obligation;	Wastewater;	Refunding;
Refunding Bond				
Refunded Bonds				Comb Tax & Rev C/O Ser 2003 Comb Tax & Rev C/O Ser 2005
Call Memo	Term bonds maturing on 08/01/2036 callable in whole or in part on any date beginning 08/01/2033 @ par.	Non Callable	Bonds maturing on 08/01/2026 to 08/01/2035 callable in whole or in part inversely on any date beginning 08/01/2025 @ par.	Term bonds maturing on 08/01/2024 and 08/01/2027 and 08/01/2030 callable in whole or in part on any date beginning 08/01/2021 @ par.

<b>NextCallDate</b>	8/1/2033		8/1/2025	7/26/2023
<b>Lead Manager</b>	Lone Star Capital Bank, San Antonio, TX	Lone Star Capital Bank, San Antonio, TX	Texas Water Development Board	Southwest Securities
<b>Financial Advisor</b>	Hilltop Securities Inc., San Antonio, TX	Hilltop Securities Inc., San Antonio, TX	U.S. Capital Advisors LLC, Austin, TX	Coastal Securities, Inc., Austin, TX
<b>Bond Counsel</b>	McCall, Parkhurst & Horton L.L.P., San Antonio, TX	McCall, Parkhurst & Horton L.L.P., San Antonio, TX	McCall, Parkhurst & Horton L.L.P., Austin, TX	McCall Parkhurst & Horton L.L.P.
<b>Paying Agent</b>	UMB Bank, N.A.	UMB Bank, N.A.	BOKF, N.A.	BOKF, N.A.
<b>Credit Enhancement</b>				
<b>Moodys</b>	NR	NR	NR	NR
<b>SandP</b>	NR	NR	NR	NR
<b>Fitch</b>	NR	NR	NR	NR
<b>HR</b>	NR	NR	NR	NR
<b>Kroll</b>	NR	NR	NR	NR
<b>TIC</b>	0	0	0	2.2256
<b>NIC</b>	4.25	2.2	0	0
	<b>Maturities</b>	<b>Maturities</b>	<b>Maturities</b>	<b>Maturities</b>
*=Callable	08/01/24  4.2500%  \$70,000 T1S	08/01/23  2.2000%  \$35,000 T1S	08/01/23  1.3300%  \$50,000	*08/01/23  2.5000%  \$95,000 T3S
	08/01/25  4.2500%  \$95,000 T1S	08/01/24  2.2000%  \$36,000 T1S	08/01/24  1.4900%  \$50,000	*08/01/24  2.5000%  \$100,000 T3
MaturityDate	08/01/26  4.2500%  \$95,000 T1S	08/01/25  2.2000%  \$36,000 T1S	08/01/25  1.6200%  \$50,000	*08/01/25  3.0000%  \$85,000 T4S
Coupon	08/01/27  4.2500%  \$100,000 T1S	08/01/26  2.2000%  \$37,000 T1S	*08/01/26  1.7700%  \$50,000	*08/01/26  3.0000%  \$90,000 T4S
Principal	08/01/28  4.2500%  \$110,000 T1S	08/01/27  2.2000%  \$38,000 T1S	*08/01/27  1.9000%  \$50,000	*08/01/27  3.0000%  \$95,000 T4
	08/01/29  4.2500%  \$110,000 T1S	08/01/28  2.2000%  \$39,000 T1S	*08/01/28  2.0100%  \$50,000	*08/01/28  3.0000%  \$90,000 T5S
T = Term	08/01/30  4.2500%  \$120,000 T1S	08/01/29  2.2000%  \$40,000 T1S	*08/01/29  2.1000%  \$55,000	*08/01/29  3.0000%  \$95,000 T5S
S = Sinkers	08/01/31  4.2500%  \$115,000 T1S	08/01/30  2.2000%  \$41,000 T1S	*08/01/30  2.1700%  \$55,000	*08/01/30  3.0000%  \$95,000 T5
Number = Group	08/01/32  4.2500%  \$125,000 T1S	*08/01/31  2.2000%  \$42,000 T1	*08/01/31  2.2300%  \$55,000	
	08/01/33  4.2500%  \$130,000 T1S		*08/01/32  2.2800%  \$55,000	
	*08/01/34  4.2500%  \$135,000 T1S		*08/01/33  2.3300%  \$55,000	
	*08/01/35  4.2500%  \$145,000 T1S		*08/01/34  2.3700%  \$60,000	
	*08/01/36  4.2500%  \$150,000 T1		*08/01/35  2.4100%  \$60,000	



**Lease-Purchase Contract No. 1 (Police Department Vehicles):**

**EXHIBIT B**

**>> SCHEDULE OF PAYMENTS & EARLY REDEMPTION VALUE <<**

Public Property Finance Act Contract **No.9510** ("THE FINANCE CONTRACT")

BY AND BETWEEN

Government Capital Corporation and the **Issuer** City of Johnson City

Schedule dated as of May 27, 2021

PMT NO.	PMT DATE MO. DAY YR	TOTAL PAYMENT	INTEREST PAID	PRINCIPAL PAID	EARLY REDEMPTION VALUE after pmt on this line
1	9/1/2021	\$37,262.47	\$1,580.87	\$35,681.60	N/A
2	9/1/2022	\$37,262.47	\$4,656.31	\$32,606.16	N/A
3	9/1/2023	\$37,262.47	\$3,549.84	\$33,712.63	\$72,294.36
4	9/1/2024	\$37,262.47	\$2,405.82	\$34,856.65	\$36,513.92
5	9/1/2025	\$37,262.47	\$1,222.96	\$36,039.51	\$0.00
Grand Totals		\$186,312.35	\$13,415.80	\$172,896.55	

Interest Rate: 3.393%

**Lease-Purchase Contract No. 2 (SCADA):**

**EXHIBIT B**

**>> SCHEDULE OF PAYMENTS & EARLY REDEMPTION VALUE <<**

PUBLIC PROPERTY FINANCE ACT CONTRACT **No.9732** (THE "FINANCE CONTRACT")

BY AND BETWEEN

Government Capital Corporation and the **Issuer**, City of Johnson City

Schedule Dated as of November 22, 2021

PMT NO.	PMT DATE MO. DAY YR	TOTAL PAYMENT	INTEREST PAID	PRINCIPAL PAID	EARLY REDEMPTION VALUE after pmt on this line
1	12/4/2022	\$41,172.81	\$6,781.81	\$34,391.00	N/A
2	12/4/2023	\$41,172.81	\$5,340.19	\$35,832.62	\$118,276.51
3	12/4/2024	\$41,172.81	\$4,073.87	\$37,098.94	\$79,705.78
4	12/4/2025	\$41,172.81	\$2,762.79	\$38,410.02	\$40,286.50
5	12/4/2026	\$41,172.81	\$1,405.39	\$39,767.42	\$0.00
Grand Totals		\$205,864.05	\$20,364.05	\$185,500.00	

Interest Rate: 3.534%

**Lease-Purchase Contract No. 3 (Public Works Equipment):**

**EXHIBIT B**

**>> SCHEDULE OF PAYMENTS & EARLY REDEMPTION VALUE <<**

PUBLIC PROPERTY FINANCE ACT CONTRACT **No.10078** (THE "FINANCE CONTRACT")

BY AND BETWEEN

Government Capital Corporation and the **Issuer**, City of Johnson City

Schedule Dated as of October 3, 2022

PMT NO.	PMT DATE MO. DAY YR	TOTAL PAYMENT	INTEREST PAID	PRINCIPAL PAID	EARLY REDEMPTION VALUE after pmt on this line
1	10/3/2023	\$68,308.27	\$14,145.22	\$54,163.05	N/A
2	10/3/2024	\$68,308.27	\$11,572.47	\$56,735.80	N/A
3	10/3/2025	\$68,308.27	\$8,877.52	\$59,430.75	\$129,764.83
4	10/3/2026	\$68,308.27	\$6,054.56	\$62,253.71	\$65,998.33
5	10/3/2027	\$68,308.27	\$3,097.52	\$65,210.75	\$0.00
Grand Totals		\$341,541.35	\$43,747.29	\$297,794.06	

Interest Rate: 4.75%

***Lease-Purchase Contract No. 4 (Police Department Vehicles):***

ISSUER:	City of Johnson City, TX		
FINANCING STRUCTURE:	Public Property Finance Contract issued under Local Government Code Section 271.005		
EQUIPMENT COST:	\$ 172,437.02		
ANNUAL TERM:	3 Payments	5 Payments	7 Payments
INTEREST RATE:	6.115%	6.115%	6.115%
PAYMENT AMOUNT:	\$ 64,647.68	\$ 41,064.07	\$ 31,015.88
PAYMENT FACTOR	0.374906	0.238140	0.179868
PAYMENTS BEGINNING:	One year from signing, annually thereafter.		

***Lease-Purchase Contract No. 5 (Public Works Vehicle):***

ISSUER:	City of Johnson City, TX		
FINANCING STRUCTURE:	Public Property Finance Contract issued under Local Government Code Section 271.005		
EQUIPMENT COST:	\$ 64,144.00		
ANNUAL TERM:	3 Payments	5 Payments	7 Payments
INTEREST RATE:	6.100%	6.100%	6.249%
PAYMENT AMOUNT:	\$ 24,107.53	\$ 15,330.85	\$ 11,592.33
PAYMENT FACTOR	0.374803	0.238043	0.179773
PAYMENTS BEGINNING:	One year from signing, annually thereafter.		



## **BUDGET OVERVIEW**



## ***Fund Policy and Structure***

In accordance with City Council Resolution No. R20-044, as amended, the City of Johnson City reports governmental fund balances per GASB Statement 54 definitions on the balance sheet in the following manner:

### ***Non-spendable Funds***

Land, buildings, vehicles, equipment, and infrastructure are designated as Non-spendable Funds. Non-spendable Funds cannot be expended because they are not in a spendable form or they are legally required to be maintained (e.g. inventory, permanent endowment funds, et cetera).

### ***Restricted Funds***

Some General and Water and Wastewater Utility Funds and all Debt Service Funds are designated as Restricted Funds and, accordingly, the use of such Funds is restricted by Federal, State, and Local law or policy. Restricted Funds can only be expended in a certain manner or on certain goods or services because constraints are externally imposed on said Funds by creditors, grantors, law, or constitutional provisions. Restricted Funds include:

- (1) General Fund Components:
  - i. Police Forfeiture Funds (State & Federal)
  - ii. Court Technology & Security Funds
  - iii. Local Truancy Prevention & Diversion Fund
  - iv. Municipal Jury Fund
  - v. Hotel Occupancy Tax Fund
  - vi. Parks & Recreation Fund
  - vii. Opioid Abatement Fund
- (2) Debt Service (Interest & Sinking) Fund
- (3) Water & Wastewater Utility Fund Components:
  - i. Impact Fee Fund
  - ii. Vehicle Equipment Replacement Fund

### ***Committed Funds***

The Capital Replacement, Water & Wastewater Utility, and Splash Pad Funds are designated as Committed Funds. Committed Funds are formally designated by the City Council for a particular purpose, and only City Council can alter such designation of funds.

### ***Unassigned Funds***

The balance of the General Fund is designated as an Unassigned Fund. Unassigned Funds constitute the residual amount of monies within the General Fund that do not qualify for any of the aforementioned fund classifications. Unassigned Funds originate from the collection of

maintenance and operation portions of ad valorem tax, sales tax, franchise fees, Court fines and fees, and other municipal licenses, fees, and activities.

***Fiduciary Funds***

Fiduciary Funds are used to report assets held in trustee or agency capacity for others and which, therefore, cannot be used to support the government's own programs. The City holds no fiduciary funds.



***FYE 2025 Municipal Holiday Schedule***

<b>HOLIDAY</b>	<b>DAY</b>	<b>DATE</b>
Columbus Day	Monday	October 14, 2024
Veteran's Day	Monday	November 11, 2024
Thanksgiving Day	Thursday	November 28, 2024
Thanksgiving Day Break	Friday	November 29, 2024
Christmas Day	Wednesday	December 25, 2024
Christmas Day Break	Thursday	December 26, 2024
Christmas Day Break	Friday	December 27, 2024
New Year's Day	Wednesday	January 1, 2025
Martin Luther King Day	Monday	January 20, 2025
President's Day	Monday	February 17, 2025
Easter Day Break	Monday	April 21, 2025
Memorial Day	Monday	May 26, 2025
Independence Day	Friday	July 4, 2025
Labor Day	Monday	September 1, 2025

**FLOATING HOLIDAY:** In addition to the fourteen (14) scheduled holidays listed above, employees may choose two (2) additional days to serve as floating holidays. The purpose of the floating holiday is to allow employees to recognize a personal, religious, or ethnic observation of significance to the employee.

***Personnel - Current and Adopted Comparison***

	CURRENT FYE 2024 FULL TIME EQUIV.	ADOPTED FYE 2025 FULL TIME EQUIV.
<b>ADMINISTRATION</b>		
Chief Administrative Officer	1	1
City Secretary	1	1
Public Works Director	1	1
Water / Wastewater Operators	3	3
Court Clerk	1	1
Visitor Center Specialist	.5	.5
Pool Manager	.5	.5
Lifeguards	2.5	2.5
<b>Subtotal</b>	<b>10.5</b>	<b>10.5</b>
<b>POLICE DEPARTMENT</b>		
Chief of Police	1	1
Patrol Officer	6	6
School Resource Officer / Code Enforcement / Animal Control Officer	1	1
<b>Subtotal</b>	<b>8</b>	<b>8</b>
<b>TOTAL</b>	<b>18.5</b>	<b>18.5</b>

**Certification Pay and Other Benefits Schedule per Employee**

Notwithstanding uniform allowances, each employee qualifies for a maximum of \$1800.00 in certification pay per year, regardless of type and / or number of certification level(s) achieved.

	<u>Monthly</u> x 12	<u>Semi-Annually</u> x 2	<u>Annual</u> x 1
<b>City Council</b>			
Uniforms			\$100
<b>All Other Administrative Employees Not Categorized Below</b>			
Uniforms (Full-time Only & Lifeguards)			\$150
<b>Administration</b>			
<b>Public Works / Utilities / Parks &amp; Recreation</b>			
Uniforms (Part-time ½)		\$500	
ISA Certified Arborist	\$75		
Water (Any Class) Operator Lic.	\$75		
Wastewater (Any Class) Operator Lic.	\$75		
Certified Stormwater Inspector	\$50		
Commercial Driver's License	\$50		
TDA Vector Control Certified App. (Mosquito Control License)	\$25		
Noncommercial Pesticide App.	\$25		
<b>Municipal Court</b>			
Level I Court Clerk Certification**	\$25		
Level II Court Clerk Certification**	\$50		
Certified Municipal Court Clerk**	\$75		
<b>Development Services</b>			
Permit Technician (ICC)	\$25		
<b>City Secretary</b>			
TX Municipal Clerks Cert. Prog.	\$75		

	<u>Monthly</u> x 12	<u>Semi-Annually</u> x 2	<u>Annual</u> x 1
<b>Police Department</b>			
Uniforms (Part-time ½)		\$500	
TCOLE Certification - M**	\$75		
TCOLE Certification - A**	\$50		
TCOLE Certification - I**	\$25		
Field Training Officer	\$50		
<i>Code Enforcement / Animal Control</i>			
Uniforms (Part-time ½)		\$500	
Code Enforcement Certificate	\$25		
Animal Control License	\$25		
TDA Vector Control Certified App. (Mosquito Control License)	\$25		
**	Not cumulative.		

## FYE 2025 Salary and Benefit Amendments

### Salaries

The United States Department of Labor's Bureau of Labor Statistics' *April Consumer Price Index for All Urban Consumers for All Items within the South* increased 3.31% between April 2023 and April 2024.

Consumer Price Index for All Urban Consumers (CPI-U)												
Original Data Value												
Series Id:	CUUR0300SA0,CUUS0300SA0											
Not Seasonally Adjusted												
Series Title:	All items in South urban, all urban consumers, not											
Area:	South											
Item:	All items											
Base Period:	1982-84=100											
Years:	2014 to 2024											
Year	Jan	Feb	Mar	Apr	May	Jun	Jul	Aug	Sep	Oct	Nov	Dec
2023	290.438	292.285	293.358	295.315	295.889	296.789	297.279	298.975	299.657	299.394	298.930	298.754
2024	300.421	303.144	304.490	305.104	305.296	305.357						
Percentage Change				3.31%								

The FYE 2025 General and Water & Wastewater Utility Fund Budgets generally include a three-point-three-one percent (3.31%) salary allocation per employee.

Importantly, the Budgets maintain and/or increase close to half (1/2) of employees' full-time salaries to at or above the average annual base salaries identified within the 2021-2023 Texas Municipal League Salary Surveys below.

As is customary, the included salary adjustments are intended for existing, full-time employees and shall be distributed at the discretion of the Department Head based upon employee performance and merit.



*Texas Municipal League Salary Survey  
Region 7 (Alamo Region – San Antonio Area) & Region 10 (Highland Lakes – Austin Area)  
2021 - 2023*

TEXAS MUNICIPAL LEAGE SALARY SURVEY									
REGION 7 (ALAMO REGION - SAN ANTONIO AREA) & REGION 10 (HIGHLAND LAKES - AUSTIN AREA)									
2021 - 2023									
Position	City	Population	Job Title	Number of Employees in Position	Annual Actual Base Salary	Formal Annual Salary Min	Formal Annual Salary Mid	Formal Annual Salary Max	Entry Date
Chief Administrative Officer									
	Converse	28,814	Accounting/ Billing Specialist	1	\$44,782.00				2/3/2022
	Fair Oaks Ranch	10,505	Accounting/ Billing Specialist	1	\$38,771.00	\$34,269.00	\$42,857.00	\$51,444.00	2/24/2021
	Rocksprings	1,182	Accounting/ Billing Specialist	1		\$42,000.00			1/30/2023
	Schertz	42,622	Accounting/ Billing Specialist	3	\$31,762.00	\$31,200.00		\$45,284.00	2/4/2022
	Seguin	32,000	Accounting/ Billing Specialist	1	\$74,547.00	\$51,480.00	\$64,293.00	\$82,306.00	3/16/2021
	Uvalde	16,540	Accounting/ Billing Specialist	1	\$37,378.00				2/17/2022
	Brenham	18,117	Accounting/ Billing Specialist	1	\$43,014.00	\$36,254.00		\$54,954.00	2/9/2023
	Buda	17,544	Accounting/ Billing Specialist	3	\$46,500.00	\$37,577.00	\$48,850.00	\$60,124.00	4/23/2021
	Burnet	7,100	Accounting/ Billing Specialist	2	\$69,846.00				2/7/2022
	Cedar Park	83,000	Accounting/ Billing Specialist	3	\$43,320.00	\$28,268.00	\$47,888.00	\$56,508.00	2/14/2022
	Elgin	10,756	Accounting/ Billing Specialist	3	\$41,017.00				1/31/2023
	Granite Shoals	5,222	Accounting/ Billing Specialist	1	\$41,600.00				3/7/2022
	Highland Haven	509	Accounting/ Billing Specialist	1				\$48,069.00	1/30/2023
	La Grange	4,391	Accounting/ Billing Specialist	1	\$58,365.00				3/26/2021
	Lago Vista	9,348	Accounting/ Billing Specialist	1	\$54,340.00				2/8/2021
	Lakeway	19,300	Accounting/ Billing Specialist	1	\$68,303.00	\$47,505.00	\$59,381.00	\$71,257.00	2/3/2023
	Lexington	1,178	Accounting/ Billing Specialist	1	\$30,000.00				2/11/2021
	Liberty Hill	6,801	Accounting/ Billing Specialist	1	\$52,900.00	\$48,000.00	\$68,000.00		3/11/2021
	Manor	18,285	Accounting/ Billing Specialist	1	\$34,942.00	\$34,942.00	\$41,110.00	\$47,277.00	3/8/2021
	Marble Falls	7,227	Accounting/ Billing Specialist	1	\$38,958.00	\$36,370.00	\$44,371.00	\$52,358.00	2/14/2023
	Rockdale	5,398	Accounting/ Billing Specialist	1	\$37,440.00				2/5/2021
	Rollingwood	1,412	Accounting/ Billing Specialist	1	\$60,000.00				2/15/2023
	Thorndale	1,336	Accounting/ Billing Specialist	1	\$41,600.00				2/7/2022
	West Lake Hills	3,396	Accounting/ Billing Specialist	1	\$85,592.00	\$56,160.00	\$71,500.00	\$84,240.00	1/30/2023
	Converse	28,814	Assistant/Deputy City Manager	1	\$125,000.00				2/3/2022
	Fair Oaks Ranch	10,505	Assistant/Deputy City Manager	2	\$123,760.00	\$123,750.00	\$154,760.00	\$185,771.00	2/24/2021
	Schertz	42,622	Assistant/Deputy City Manager	2	\$162,307.00	\$122,770.00		\$178,188.00	2/4/2022
	Seguin	32,000	Assistant/Deputy City Manager	1	\$200,179.00	\$138,216.00	\$172,619.00	\$220,958.00	3/16/2021
	Uvalde	16,540	Assistant/Deputy City Manager	1	\$85,134.00				2/17/2022
	Buda	17,544	Assistant/Deputy City Manager	2	\$142,736.00	\$116,188.00	\$151,044.00	\$185,900.00	4/23/2021
	Burnet	7,100	Assistant/Deputy City Manager	1	\$148,532.00				2/7/2022
	Cedar Park	83,000	Assistant/Deputy City Manager	3	\$199,201.00	\$161,634.00	\$197,114.00	\$232,595.00	2/15/2022
	Granite Shoals	5,222	Assistant/Deputy City Manager	2	\$98,020.00				3/7/2022
	La Grange	4,391	Assistant/Deputy City Manager	1	\$94,182.00				3/26/2021
	Lakeway	19,300	Assistant/Deputy City Manager	1	\$150,000.00	\$145,912.00	\$182,389.00	\$218,867.00	2/3/2023
	Leander	81,806	Assistant/Deputy City Manager	1	\$166,284.00				3/16/2023
	Marble Falls	7,227	Assistant/Deputy City Manager	1	\$162,030.00	\$117,602.00	\$143,474.00	\$169,300.00	2/14/2023
	West Lake Hills	3,396	Assistant/Deputy City Manager	1	\$142,043.00	\$98,039.00	\$125,000.00	\$151,961.00	1/30/2023
	Brenham	18,117	Budget Manager	1	\$94,307.00	\$79,414.00		\$120,661.00	2/9/2023
	Cedar Park	83,000	Budget Manager	1		\$69,547.00	\$84,813.00	\$100,079.00	2/14/2022
	Elgin	10,756	Budget Manager	1	\$45,760.00				1/31/2023
	Lakeway	19,300	Budget Manager	1	\$77,500.00	\$66,844.00	\$83,555.00	\$100,266.00	2/3/2023
	Converse	28,814	City Manager/ Administrator	1	\$172,203.00				2/3/2022
	Fair Oaks Ranch	10,505	City Manager/ Administrator	1	\$200,012.00	\$158,410.00	\$198,106.00	\$237,803.00	2/24/2021
	Kenedy	3,626	City Manager/ Administrator	1	\$84,500.00				3/10/2021
	Schertz	42,622	City Manager/ Administrator	1	\$190,450.00				2/3/2022
	Seguin	32,000	City Manager/ Administrator	1	\$250,920.00				3/16/2021
	Uvalde	16,540	City Manager/ Administrator	1	\$132,454.00				2/17/2022

	Brenham	18,117	City Manager/ Administrator	1	\$180,000.00				2/9/2023
	Buda	17,544	City Manager/ Administrator	1	\$221,921.00				4/23/2021
	Burnet	7,100	City Manager/ Administrator	1	\$174,865.00				2/7/2022
	Cedar Park	83,000	City Manager/ Administrator	1	\$263,672.00				2/15/2022
	Elgin	10,756	City Manager/ Administrator	1	\$189,108.00				1/31/2023
	Granite Shoals	5,222	City Manager/ Administrator	1	\$162,000.00				3/16/2021
	Highland Haven	509	City Manager/ Administrator	1	\$9,681.00			\$20,000.00	2/10/2022
	Horseshoe Bay	4,490	City Manager/ Administrator	1	\$159,000.00	\$126,549.00	\$158,185.00	\$189,823.00	2/7/2022
	La Grange	4,391	City Manager/ Administrator	1	\$118,227.00				3/26/2021
	Lakeway	19,300	City Manager/ Administrator	1	\$215,000.00	\$153,207.00	\$191,509.00	\$229,811.00	2/3/2023
	Leander	81,806	City Manager/ Administrator	1	\$234,000.00				3/16/2023
	Liberty Hill	6,801	City Manager/ Administrator	1	\$120,000.00				3/11/2021
	Manor	18,285	City Manager/ Administrator	1	\$194,468.00				3/8/2021
	Marble Falls	7,227	City Manager/ Administrator	1	\$175,000.00	\$138,770.00	\$169,300.00	\$199,774.00	2/14/2023
	Rollingwood	1,412	City Manager/ Administrator	1	\$121,000.00				2/14/2023
	West Lake Hills	3,396	City Manager/ Administrator	1	\$180,000.00	\$138,462.00	\$180,000.00	\$221,538.00	1/30/2023
	Converse	28,814	Finance Director	1	\$87,422.00				2/3/2022
	Fair Oaks Ranch	10,505	Finance Director	1	\$138,965.00	\$106,709.00	\$133,449.00	\$160,190.00	2/24/2021
	Schertz	42,622	Finance Director	1	\$110,808.00	\$101,003.00		\$146,596.00	2/4/2022
	Seguin	32,000	Finance Director	1	\$138,216.00	\$97,822.00	\$122,158.00	\$156,374.00	3/16/2021
	Uvalde	16,540	Finance Director	1	\$87,777.00				2/17/2022
	Brenham	18,117	Finance Director	1	\$114,858.00	\$92,019.00		\$139,900.00	2/8/2022
	Buda	17,544	Finance Director	1	\$112,615.00	\$91,338.00	\$118,739.00	\$146,141.00	4/23/2021
	Burnet	7,100	Finance Director	1	\$123,614.00				2/7/2022
	Elgin	10,756	Finance Director	1	\$95,000.00				1/31/2023
	Horseshoe Bay	4,490	Finance Director	1	\$113,318.00	\$85,246.00	\$106,558.00	\$127,869.00	2/7/2022
	La Grange	4,391	Finance Director	1	\$109,678.00				3/26/2021
	Lago Vista	9,348	Finance Director	1	\$82,673.00				2/8/2021
	Lakeway	19,300	Finance Director	1	\$118,000.00	\$114,326.00	\$142,907.00	\$171,488.00	2/3/2023
	Leander	81,806	Finance Director	1	\$166,284.00				3/16/2023
	Liberty Hill	6,801	Finance Director	1	\$125,000.00				3/11/2021
	Manor	18,285	Finance Director	1	\$125,433.00	\$92,708.00	\$109,068.00	\$124,433.00	3/8/2021
	Marble Falls	7,227	Finance Director	1	\$132,371.00	\$99,663.00	\$121,588.00	\$143,474.00	2/14/2023
	Rockdale	5,398	Finance Director	1	\$54,600.00				2/5/2021
	Rollingwood	1,412	Finance Director	1	\$88,000.00				2/14/2023
	West Lake Hills	3,396	Finance Director	1	\$122,241.00	\$98,039.00	\$125,000.00	\$151,961.00	1/30/2023
	Converse	28,814	Human Resources Director	1	\$99,466.00				2/3/2022
	Fair Oaks Ranch	10,505	Human Resources Director	1	\$99,091.00	\$96,673.00	\$120,899.00	\$145,124.00	2/24/2021
	Schertz	42,622	Human Resources Director	1	\$111,621.00	\$96,193.00		\$139,614.00	2/4/2022
	Seguin	32,000	Human Resources Director	1	\$107,973.00	\$93,122.00	\$116,293.00	\$148,845.00	3/16/2021
	Uvalde	16,540	Human Resources Director	1	\$51,501.00				2/17/2022
	Brenham	18,117	Human Resources Director	1	\$96,658.00	\$83,408.00		\$126,755.00	2/8/2022
	Buda	17,544	Human Resources Director	1	\$104,000.00	\$86,087.00	\$111,913.00	\$137,740.00	4/23/2021
	Burnet	7,100	Human Resources Director	1	\$103,000.00				2/7/2022
	Elgin	10,756	Human Resources Director	1	\$85,055.00				1/31/2023
	Horseshoe Bay	4,490	Human Resources Director	1	\$83,824.00	\$58,860.00	\$73,574.00	\$88,289.00	2/7/2022
	Lago Vista	9,348	Human Resources Director	1	\$67,099.00				2/8/2021
	Lakeway	19,300	Human Resources Director	1	\$101,991.00	\$98,759.00	\$123,448.00	\$148,138.00	2/3/2023
	Leander	81,806	Human Resources Director	1	\$145,475.00	\$139,880.00			3/16/2023
	Manor	18,285	Human Resources Director	1	\$66,958.00	\$56,915.00	\$66,958.00	\$77,004.00	3/8/2021
	Marble Falls	7,227	Human Resources Director	1	\$104,742.00	\$84,460.00	\$103,041.00	\$121,588.00	2/14/2023
	Converse	28,814	Permit Technician	1	\$37,315.00				2/3/2022
	Schertz	42,622	Permit Technician	2	\$34,320.00	\$31,200.00		\$45,284.00	2/4/2022
	Seguin	32,000	Permit Technician	2	\$41,080.00	\$31,429.00	\$39,229.00	\$50,211.00	3/16/2021
	Uvalde	16,540	Permit Technician	1	\$29,474.00				2/17/2022

	Brenham	18,117	Permit Technician	1	\$45,177.00	\$36,254.00		\$54,964.00	2/9/2023
	Buda	17,544	Permit Technician	1	\$35,589.00	\$33,380.00	\$43,394.00	\$53,409.00	4/23/2021
	Burnet	7,100	Permit Technician	1	\$50,357.00				2/7/2022
	Elgin	10,756	Permit Technician	2	\$49,938.00				1/31/2023
	Highland Haven	509	Permit Technician	1				\$14,400.00	1/30/2023
	Horseshoe Bay	4,490	Permit Technician	1	\$43,826.00	\$34,189.00	\$42,737.00	\$51,284.00	2/7/2022
	La Grange	4,391	Permit Technician	1	\$43,867.00				3/26/2021
	Lakeway	19,300	Permit Technician	2	\$50,193.00	\$37,221.00	\$46,526.00	\$55,832.00	2/3/2023
	Leander	81,806	Permit Technician	2	\$50,575.00	\$44,574.00		\$57,938.00	3/16/2023
	Lexington	1,178	Permit Technician	1	\$37,500.00				2/11/2021
	Liberty Hill	6,801	Permit Technician	1	\$56,000.00				3/11/2021
	Manor	18,285	Permit Technician	1	\$37,303.00	\$31,695.00	\$37,288.00	\$42,882.00	3/8/2021
	Marble Falls	7,227	Permit Technician	1	\$39,520.00	\$36,370.00	\$44,371.00	\$52,358.00	2/14/2023
	West Lake Hills	3,396	Permit Technician	1	\$65,374.00	\$47,600.00	\$59,500.00	\$71,400.00	1/30/2023
	Converse	28,814	Planning/ Community Development Director	1	\$92,248.00				2/3/2022
	Schertz	42,622	Planning/ Community Development Director	1	\$119,920.00	\$101,003.00		\$146,596.00	2/4/2022
	Seguin	32,000	Planning/ Community Development Director	1	\$119,184.00	\$97,822.00	\$122,158.00	\$156,374.00	3/16/2021
	Uvalde	16,540	Planning/ Community Development Director	1	\$72,134.00				2/17/2022
	Brenham	18,117	Planning/ Community Development Director	1	\$96,657.00	\$83,408.00		\$126,755.00	2/9/2023
	Buda	17,544	Planning/ Community Development Director	1	\$100,449.00	\$86,087.00	\$111,913.00	\$137,740.00	4/23/2021
	Cedar Park	83,000	Planning/ Community Development Director	1	\$150,398.00	\$132,977.00	\$162,167.00	\$191,356.00	2/14/2022
	Elgin	10,756	Planning/ Community Development Director	2	\$85,055.00				1/31/2023
	Horseshoe Bay	4,490	Planning/ Community Development Director	1	\$95,451.00	\$75,345.00	\$94,182.00	\$113,018.00	2/7/2022
	La Grange	4,391	Planning/ Community Development Director	1	\$55,786.00				3/26/2021
	Lago Vista	9,348	Planning/ Community Development Director	1	\$73,341.00				2/8/2021
	Lakeway	19,300	Planning/ Community Development Director	1	\$113,932.00	\$103,697.00	\$129,621.00	\$155,545.00	2/3/2023
	Leander	81,806	Planning/ Community Development Director	1	\$166,284.00				3/16/2023
	Liberty Hill	6,801	Planning/ Community Development Director	1	\$95,000.00				3/11/2021
	Marble Falls	7,227	Planning/ Community Development Director	1	\$125,000.00	\$84,460.00	\$103,041.00	\$121,588.00	2/14/2023
	Rollingwood	1,412	Planning/ Community Development Director	1	\$70,721.00				2/14/2023
	West Lake Hills	3,396	Planning/ Community Development Director	1	\$73,860.00	\$47,600.00	\$59,500.00	\$71,400.00	1/30/2023
	Sandy Oaks	5,133	Public Information Officer	1					2/8/2021
	Seguin	32,000	Public Information Officer	1	\$59,696.00	\$56,826.00	\$70,970.00	\$90,854.00	3/16/2021
	Buda	17,544	Public Information Officer	1	\$80,000.00	\$67,931.00	\$88,311.00	\$108,691.00	4/23/2021
	Cedar Park	83,000	Public Information Officer	1	\$90,666.00	\$67,163.00	\$81,905.00	\$96,648.00	2/14/2022
	Elgin	10,756	Public Information Officer	1	\$46,838.00				1/31/2023
	Lago Vista	9,348	Public Information Officer	1	\$72,745.00				2/8/2021
	Lakeway	19,300	Public Information Officer	1	\$117,464.00	\$98,759.00	\$123,448.00	\$148,138.00	2/3/2023
	Leander	81,806	Public Information Officer	1	\$90,118.00	\$86,861.00		\$112,913.00	3/16/2023
	Liberty Hill	6,801	Public Information Officer	1	\$70,000.00				3/11/2021
	West Lake Hills	3,396	Public Information Officer	1	\$56,971.00	\$47,600.00	\$59,500.00	\$71,400.00	1/30/2023
				Averages:	\$99,662.49	\$81,013.97	\$103,429.33	\$118,049.55	
City Secretary									
	Converse	28,814	Accounting/ Billing Specialist	1	\$44,782.00				2/3/2022
	Fair Oaks Ranch	10,505	Accounting/ Billing Specialist	1	\$38,771.00	\$34,269.00	\$42,857.00	\$51,444.00	2/24/2021
	Rocksprings	1,182	Accounting/ Billing Specialist	1		\$42,000.00			1/30/2023
	Schertz	42,622	Accounting/ Billing Specialist	3	\$31,762.00	\$31,200.00		\$45,284.00	2/4/2022
	Seguin	32,000	Accounting/ Billing Specialist	1	\$74,547.00	\$51,480.00	\$64,293.00	\$82,306.00	3/16/2021
	Uvalde	16,540	Accounting/ Billing Specialist	1	\$37,378.00				2/17/2022
	Brenham	18,117	Accounting/ Billing Specialist	1	\$43,014.00	\$36,254.00		\$54,954.00	2/9/2023
	Buda	17,544	Accounting/ Billing Specialist	3	\$46,500.00	\$37,577.00	\$48,850.00	\$60,124.00	4/23/2021
	Burnet	7,100	Accounting/ Billing Specialist	2	\$69,846.00				2/7/2022
	Cedar Park	83,000	Accounting/ Billing Specialist	3	\$43,320.00	\$28,268.00	\$47,888.00	\$56,508.00	2/14/2022
	Elgin	10,756	Accounting/ Billing Specialist	3	\$41,017.00				1/31/2023
	Granite Shoals	5,222	Accounting/ Billing Specialist	1	\$41,600.00				3/7/2022

	Highland Haven	509	Accounting/ Billing Specialist	1				\$48,069.00	1/30/2023
	La Grange	4,391	Accounting/ Billing Specialist	1	\$58,365.00				3/26/2021
	Lago Vista	9,348	Accounting/ Billing Specialist	1	\$54,340.00				2/8/2021
	Lakeway	19,300	Accounting/ Billing Specialist	1	\$68,303.00	\$47,505.00	\$59,381.00	\$71,257.00	2/3/2023
	Lexington	1,178	Accounting/ Billing Specialist	1	\$30,000.00				2/11/2021
	Liberty Hill	6,801	Accounting/ Billing Specialist	1	\$52,900.00	\$48,000.00	\$68,000.00		3/11/2021
	Manor	18,285	Accounting/ Billing Specialist	1	\$34,942.00	\$34,942.00	\$41,110.00	\$47,277.00	3/8/2021
	Marble Falls	7,227	Accounting/ Billing Specialist	1	\$38,958.00	\$36,370.00	\$44,371.00	\$52,358.00	2/14/2023
	Rockdale	5,398	Accounting/ Billing Specialist	1	\$37,440.00				2/5/2021
	Rollingwood	1,412	Accounting/ Billing Specialist	1	\$60,000.00				2/15/2023
	Thorndale	1,336	Accounting/ Billing Specialist	1	\$41,600.00				2/7/2022
	West Lake Hills	3,396	Accounting/ Billing Specialist	1	\$85,592.00	\$56,160.00	\$71,500.00	\$84,240.00	1/30/2023
	Converse	28,814	Assistant/Deputy City Manager	1	\$125,000.00				2/3/2022
	Fair Oaks Ranch	10,505	Assistant/Deputy City Manager	2	\$123,760.00	\$123,750.00	\$154,760.00	\$185,771.00	2/24/2021
	Schertz	42,622	Assistant/Deputy City Manager	2	\$162,307.00	\$122,770.00		\$178,188.00	2/4/2022
	Seguin	32,000	Assistant/Deputy City Manager	1	\$200,179.00	\$138,216.00	\$172,619.00	\$220,958.00	3/16/2021
	Uvalde	16,540	Assistant/Deputy City Manager	1	\$85,134.00				2/17/2022
	Buda	17,544	Assistant/Deputy City Manager	2	\$142,736.00	\$116,188.00	\$151,044.00	\$185,900.00	4/23/2021
	Burnet	7,100	Assistant/Deputy City Manager	1	\$148,532.00				2/7/2022
	Cedar Park	83,000	Assistant/Deputy City Manager	3	\$199,201.00	\$161,634.00	\$197,114.00	\$232,595.00	2/15/2022
	Granite Shoals	5,222	Assistant/Deputy City Manager	2	\$98,020.00				3/7/2022
	La Grange	4,391	Assistant/Deputy City Manager	1	\$94,182.00				3/26/2021
	Lakeway	19,300	Assistant/Deputy City Manager	1	\$150,000.00	\$145,912.00	\$182,389.00	\$218,867.00	2/3/2023
	Leander	81,806	Assistant/Deputy City Manager	1	\$166,284.00				3/16/2023
	Marble Falls	7,227	Assistant/Deputy City Manager	1	\$162,030.00	\$117,602.00	\$143,474.00	\$169,300.00	2/14/2023
	West Lake Hills	3,396	Assistant/Deputy City Manager	1	\$142,043.00	\$98,039.00	\$125,000.00	\$151,961.00	1/30/2023
	China Grove	1,179	City Secretary/ Clerk	1	\$41,000.00				2/4/2022
	Converse	28,814	City Secretary/ Clerk	1	\$75,670.00				2/3/2022
	Fair Oaks Ranch	10,505	City Secretary/ Clerk	1	\$72,800.00	\$65,121.00	\$81,440.00	\$97,759.00	2/24/2021
	Kenedy	3,626	City Secretary/ Clerk	1	\$63,398.00				3/10/2021
	Rocksprings	1,182	City Secretary/ Clerk	1			\$40,500.00		1/30/2023
	Sandy Oaks	5,133	City Secretary/ Clerk	1	\$13,000.00	\$26,000.00			2/8/2021
	Schertz	42,622	City Secretary/ Clerk	1	\$96,556.00				2/3/2022
	Seguin	32,000	City Secretary/ Clerk	1	\$82,306.00	\$65,894.00	\$82,306.00	\$105,331.00	3/16/2021
	Uvalde	16,540	City Secretary/ Clerk	1	\$42,016.00				2/17/2022
	Brenham	18,117	City Secretary/ Clerk	1	\$96,657.00	\$92,019.00		\$139,900.00	2/9/2023
	Buda	17,544	City Secretary/ Clerk	1	\$84,512.00	\$67,932.00	\$88,311.00	\$108,691.00	4/23/2021
	Burnet	7,100	City Secretary/ Clerk	1	\$79,560.00				2/7/2022
	Cedar Park	83,000	City Secretary/ Clerk	1	\$96,035.00	\$77,749.00	\$94,815.00	\$111,882.00	2/14/2022
	Elgin	10,756	City Secretary/ Clerk	1	\$72,306.00				1/31/2023
	Granite Shoals	5,222	City Secretary/ Clerk	1	\$74,880.00				3/7/2022
	Highland Haven	509	City Secretary/ Clerk	1				\$50,242.00	1/30/2023
	Horseshoe Bay	4,490	City Secretary/ Clerk	1	\$79,914.00	\$56,023.00	\$70,029.00	\$84,035.00	2/7/2022
	La Grange	4,391	City Secretary/ Clerk	1	\$60,154.00				3/26/2021
	Lago Vista	9,348	City Secretary/ Clerk	1	\$75,883.00				2/8/2021
	Lakeway	19,300	City Secretary/ Clerk	1	\$87,337.00	\$73,695.00	\$92,119.00	\$110,543.00	2/3/2023
	Leander	81,806	City Secretary/ Clerk	1	\$145,475.00	\$139,880.00			3/16/2023
	Lexington	1,178	City Secretary/ Clerk	1	\$41,900.00				2/11/2021
	Liberty Hill	6,801	City Secretary/ Clerk	1	\$68,000.00	\$55,000.00	\$65,000.00	\$75,000.00	3/11/2021
	Lometa	856	City Secretary/ Clerk	1	\$26,478.00				2/9/2021
	Manor	18,285	City Secretary/ Clerk	1	\$70,306.00	\$59,760.00	\$70,306.00	\$80,854.00	3/8/2021
	Marble Falls	7,227	City Secretary/ Clerk	1	\$89,719.00	\$60,658.00	\$74,002.00	\$87,323.00	2/14/2023
	Rockdale	5,398	City Secretary/ Clerk	1	\$66,040.00				2/5/2021
	Rollingwood	1,412	City Secretary/ Clerk	1	\$85,000.00				2/14/2023
	Thorndale	1,336	City Secretary/ Clerk	1	\$50,024.00			\$50,024.00	1/30/2023
	Weir	547	City Secretary/ Clerk	1	\$10,661.00	\$10,800.00	\$12,528.00	\$14,256.00	2/8/2022

	West Lake Hills	3,396	City Secretary/ Clerk	1	\$89,689.00	\$67,608.00	\$86,200.00	\$104,792.00	1/30/2023
	Converse	28,814	Finance Director	1	\$87,422.00				2/3/2022
	Fair Oaks Ranch	10,505	Finance Director	1	\$138,965.00	\$106,709.00	\$133,449.00	\$160,190.00	2/24/2021
	Schertz	42,622	Finance Director	1	\$110,808.00	\$101,003.00		\$146,596.00	2/4/2022
	Seguin	32,000	Finance Director	1	\$138,216.00	\$97,822.00	\$122,158.00	\$156,374.00	3/16/2021
	Uvalde	16,540	Finance Director	1	\$87,777.00				2/17/2022
	Brenham	18,117	Finance Director	1	\$114,858.00	\$92,019.00		\$139,900.00	2/8/2022
	Buda	17,544	Finance Director	1	\$112,615.00	\$91,338.00	\$118,739.00	\$146,141.00	4/23/2021
	Burnet	7,100	Finance Director	1	\$123,614.00				2/7/2022
	Elgin	10,756	Finance Director	1	\$95,000.00				1/31/2023
	Horseshoe Bay	4,490	Finance Director	1	\$113,318.00	\$85,246.00	\$106,558.00	\$127,869.00	2/7/2022
	La Grange	4,391	Finance Director	1	\$109,678.00				3/26/2021
	Lago Vista	9,348	Finance Director	1	\$82,673.00				2/8/2021
	Lakeway	19,300	Finance Director	1	\$118,000.00	\$114,326.00	\$142,907.00	\$171,488.00	2/3/2023
	Leander	81,806	Finance Director	1	\$166,284.00				3/16/2023
	Liberty Hill	6,801	Finance Director	1	\$125,000.00				3/11/2021
	Manor	18,285	Finance Director	1	\$125,433.00	\$92,708.00	\$109,068.00	\$124,433.00	3/8/2021
	Marble Falls	7,227	Finance Director	1	\$132,371.00	\$99,663.00	\$121,588.00	\$143,474.00	2/14/2023
	Rockdale	5,398	Finance Director	1	\$54,600.00				2/5/2021
	Rollingwood	1,412	Finance Director	1	\$88,000.00				2/14/2023
	West Lake Hills	3,396	Finance Director	1	\$122,241.00	\$98,039.00	\$125,000.00	\$151,961.00	1/30/2023
	Converse	28,814	Human Resources Director	1	\$99,466.00				2/3/2022
	Fair Oaks Ranch	10,505	Human Resources Director	1	\$99,091.00	\$96,673.00	\$120,899.00	\$145,124.00	2/24/2021
	Schertz	42,622	Human Resources Director	1	\$111,621.00	\$96,193.00		\$139,614.00	2/4/2022
	Seguin	32,000	Human Resources Director	1	\$107,973.00	\$93,122.00	\$116,293.00	\$148,845.00	3/16/2021
	Uvalde	16,540	Human Resources Director	1	\$51,501.00				2/17/2022
	Brenham	18,117	Human Resources Director	1	\$96,658.00	\$83,408.00		\$126,755.00	2/8/2022
	Buda	17,544	Human Resources Director	1	\$104,000.00	\$86,087.00	\$111,913.00	\$137,740.00	4/23/2021
	Burnet	7,100	Human Resources Director	1	\$103,000.00				2/7/2022
	Elgin	10,756	Human Resources Director	1	\$85,055.00				1/31/2023
	Horseshoe Bay	4,490	Human Resources Director	1	\$83,824.00	\$58,860.00	\$73,574.00	\$88,289.00	2/7/2022
	Lago Vista	9,348	Human Resources Director	1	\$67,099.00				2/8/2021
	Lakeway	19,300	Human Resources Director	1	\$101,991.00	\$98,759.00	\$123,448.00	\$148,138.00	2/3/2023
	Leander	81,806	Human Resources Director	1	\$145,475.00	\$139,880.00			3/16/2023
	Manor	18,285	Human Resources Director	1	\$66,958.00	\$56,915.00	\$66,958.00	\$77,004.00	3/8/2021
	Marble Falls	7,227	Human Resources Director	1	\$104,742.00	\$84,460.00	\$103,041.00	\$121,588.00	2/14/2023
	Converse	28,814	Permit Technician	1	\$37,315.00				2/3/2022
	Schertz	42,622	Permit Technician	2	\$34,320.00	\$31,200.00		\$45,284.00	2/4/2022
	Seguin	32,000	Permit Technician	2	\$41,080.00	\$31,429.00	\$39,229.00	\$50,211.00	3/16/2021
	Uvalde	16,540	Permit Technician	1	\$29,474.00				2/17/2022
	Brenham	18,117	Permit Technician	1	\$45,177.00	\$36,254.00		\$54,964.00	2/9/2023
	Buda	17,544	Permit Technician	1	\$35,589.00	\$33,380.00	\$43,394.00	\$53,409.00	4/23/2021
	Burnet	7,100	Permit Technician	1	\$50,357.00				2/7/2022
	Elgin	10,756	Permit Technician	2	\$49,938.00				1/31/2023
	Highland Haven	509	Permit Technician	1				\$14,400.00	1/30/2023
	Horseshoe Bay	4,490	Permit Technician	1	\$43,826.00	\$34,189.00	\$42,737.00	\$51,284.00	2/7/2022
	La Grange	4,391	Permit Technician	1	\$43,867.00				3/26/2021
	Lakeway	19,300	Permit Technician	2	\$50,193.00	\$37,221.00	\$46,526.00	\$55,832.00	2/3/2023
	Leander	81,806	Permit Technician	2	\$50,575.00	\$44,574.00		\$57,938.00	3/16/2023
	Lexington	1,178	Permit Technician	1	\$37,500.00				2/11/2021
	Liberty Hill	6,801	Permit Technician	1	\$56,000.00				3/11/2021
	Manor	18,285	Permit Technician	1	\$37,303.00	\$31,695.00	\$37,288.00	\$42,882.00	3/8/2021
	Marble Falls	7,227	Permit Technician	1	\$39,520.00	\$36,370.00	\$44,371.00	\$52,358.00	2/14/2023
	West Lake Hills	3,396	Permit Technician	1	\$65,374.00	\$47,600.00	\$59,500.00	\$71,400.00	1/30/2023
				Averages:	\$81,490.56	\$72,865.89	\$89,616.88	\$104,277.43	

Court Clerk									
	Converse	28,814	Accounting/ Billing Specialist	1	\$44,782.00				2/3/2022
	Fair Oaks Ranch	10,505	Accounting/ Billing Specialist	1	\$38,771.00	\$34,269.00	\$42,857.00	\$51,444.00	2/24/2021
	Rocksprings	1,182	Accounting/ Billing Specialist	1		\$42,000.00			1/30/2023
	Schertz	42,622	Accounting/ Billing Specialist	3	\$31,762.00	\$31,200.00		\$45,284.00	2/4/2022
	Seguin	32,000	Accounting/ Billing Specialist	1	\$74,547.00	\$51,480.00	\$64,293.00	\$82,306.00	3/16/2021
	Uvalde	16,540	Accounting/ Billing Specialist	1	\$37,378.00				2/17/2022
	Brenham	18,117	Accounting/ Billing Specialist	1	\$43,014.00	\$36,254.00		\$54,954.00	2/9/2023
	Buda	17,544	Accounting/ Billing Specialist	3	\$46,500.00	\$37,577.00	\$48,850.00	\$60,124.00	4/23/2021
	Burnet	7,100	Accounting/ Billing Specialist	2	\$69,846.00				2/7/2022
	Cedar Park	83,000	Accounting/ Billing Specialist	3	\$43,320.00	\$28,268.00	\$47,888.00	\$56,508.00	2/14/2022
	Elgin	10,756	Accounting/ Billing Specialist	3	\$41,017.00				1/31/2023
	Granite Shoals	5,222	Accounting/ Billing Specialist	1	\$41,600.00				3/7/2022
	Highland Haven	509	Accounting/ Billing Specialist	1				\$48,069.00	1/30/2023
	La Grange	4,391	Accounting/ Billing Specialist	1	\$58,365.00				3/26/2021
	Lago Vista	9,348	Accounting/ Billing Specialist	1	\$54,340.00				2/8/2021
	Lakeway	19,300	Accounting/ Billing Specialist	1	\$68,303.00	\$47,505.00	\$59,381.00	\$71,257.00	2/3/2023
	Lexington	1,178	Accounting/ Billing Specialist	1	\$30,000.00				2/11/2021
	Liberty Hill	6,801	Accounting/ Billing Specialist	1	\$52,900.00	\$48,000.00	\$68,000.00		3/11/2021
	Manor	18,285	Accounting/ Billing Specialist	1	\$34,942.00	\$34,942.00	\$41,110.00	\$47,277.00	3/8/2021
	Marble Falls	7,227	Accounting/ Billing Specialist	1	\$38,958.00	\$36,370.00	\$44,371.00	\$52,358.00	2/14/2023
	Rockdale	5,398	Accounting/ Billing Specialist	1	\$37,440.00				2/5/2021
	Rollingwood	1,412	Accounting/ Billing Specialist	1	\$60,000.00				2/15/2023
	Thorndale	1,336	Accounting/ Billing Specialist	1	\$41,600.00				2/7/2022
	West Lake Hills	3,396	Accounting/ Billing Specialist	1	\$85,592.00	\$56,160.00	\$71,500.00	\$84,240.00	1/30/2023
	Fair Oaks Ranch	10,505	Court Administrator/Manager	1	\$70,034.00	\$48,421.00	\$60,555.00	\$72,689.00	2/24/2021
	Schertz	42,622	Court Administrator/Manager	1	\$74,066.00	\$59,054.00		\$85,711.00	2/4/2022
	Uvalde	16,540	Court Administrator/Manager	1	\$34,466.00				2/17/2022
	Brenham	18,117	Court Administrator/Manager	1	\$59,155.00	\$56,326.00		\$85,488.00	2/9/2023
	Buda	17,544	Court Administrator/Manager	1	\$52,312.00	\$39,869.00	\$51,830.00	\$63,791.00	4/23/2021
	Cedar Park	83,000	Court Administrator/Manager	1	\$97,637.00	\$74,046.00	\$90,300.00	\$106,554.00	2/14/2022
	Elgin	10,756	Court Administrator/Manager	1	\$54,767.00				1/31/2023
	Horseshoe Bay	4,490	Court Administrator/Manager	1	\$57,346.00	\$48,309.00	\$60,386.00	\$72,463.00	2/7/2022
	Lago Vista	9,348	Court Administrator/Manager	1	\$54,096.00				2/8/2021
	Lakeway	19,300	Court Administrator/Manager	1	\$72,500.00	\$70,186.00	\$87,732.00	\$105,279.00	2/3/2023
	Leander	81,806	Court Administrator/Manager	1	\$94,835.00	\$71,781.00		\$93,309.00	3/16/2023
	Liberty Hill	6,801	Court Administrator/Manager	1	\$85,000.00				3/11/2021
	Rockdale	5,398	Court Administrator/Manager	1	\$36,192.00				2/5/2021
	West Lake Hills	3,396	Court Administrator/Manager	1	\$74,921.00	\$67,608.00	\$86,200.00	\$104,792.00	1/30/2023
	China Grove	1,179	Court Clerk	2		\$29,000.00		\$38,500.00	2/4/2022
	Converse	28,814	Court Clerk	1	\$37,315.00				2/3/2022
	Fair Oaks Ranch	10,505	Court Clerk	1	\$38,771.00	\$37,827.00	\$47,306.00	\$56,785.00	2/24/2021
	Sandy Oaks	5,133	Court Clerk	1	\$43,680.00				2/8/2021
	Schertz	42,622	Court Clerk	2	\$40,706.00	\$34,527.00		\$50,113.00	2/4/2022
	Uvalde	16,540	Court Clerk	1	\$30,909.00				2/17/2022
	Brenham	18,117	Court Clerk	1	\$32,094.00	\$31,325.00		\$47,445.00	2/9/2023
	Buda	17,544	Court Clerk	1	\$30,160.00	\$29,652.00	\$38,547.00	\$47,443.00	4/23/2021
	Burnet	7,100	Court Clerk	1	\$51,293.00				2/7/2022
	Cedar Park	83,000	Court Clerk	3	\$36,401.00	\$32,306.00	\$39,398.00	\$46,489.00	2/14/2022
	Elgin	10,756	Court Clerk	2	\$41,018.00				1/31/2023
	Granite Shoals	5,222	Court Clerk	1	\$41,246.00				3/7/2022
	La Grange	4,391	Court Clerk	1	\$42,910.00				3/26/2021
	Lago Vista	9,348	Court Clerk	1	\$38,068.00				2/8/2021
	Lakeway	19,300	Court Clerk	2	\$38,182.00	\$37,221.00	\$46,526.00	\$55,832.00	2/3/2023
	Leander	81,806	Court Clerk	2	\$42,068.00	\$35,069.00		\$45,594.00	3/16/2023



	Lexington	1,178	Court Clerk	1	\$39,500.00				2/11/2021
	Lometa	856	Court Clerk	1	\$26,478.00				2/9/2021
	Marble Falls	7,227	Court Clerk	1	\$40,810.00	\$36,370.00	\$44,371.00	\$52,358.00	2/14/2023
	Rockdale	5,398	Court Clerk	1	\$35,443.00				2/5/2021
	Rollingwood	1,412	Court Clerk	1	\$27,733.00				2/14/2023
	West Lake Hills	3,396	Court Clerk	1	\$63,315.00	\$47,600.00	\$59,500.00	\$71,400.00	1/30/2023
	Converse	28,814	Permit Technician	1	\$37,315.00				2/3/2022
	Schertz	42,622	Permit Technician	2	\$34,320.00	\$31,200.00		\$45,284.00	2/4/2022
	Seguin	32,000	Permit Technician	2	\$41,080.00	\$31,429.00	\$39,229.00	\$50,211.00	3/16/2021
	Uvalde	16,540	Permit Technician	1	\$29,474.00				2/17/2022
	Brenham	18,117	Permit Technician	1	\$45,177.00	\$36,254.00		\$54,964.00	2/9/2023
	Buda	17,544	Permit Technician	1	\$35,589.00	\$33,380.00	\$43,394.00	\$53,409.00	4/23/2021
	Burnet	7,100	Permit Technician	1	\$50,357.00				2/7/2022
	Elgin	10,756	Permit Technician	2	\$49,938.00				1/31/2023
	Highland Haven	509	Permit Technician	1				\$14,400.00	1/30/2023
	Horseshoe Bay	4,490	Permit Technician	1	\$43,826.00	\$34,189.00	\$42,737.00	\$51,284.00	2/7/2022
	La Grange	4,391	Permit Technician	1	\$43,867.00				3/26/2021
	Lakeway	19,300	Permit Technician	2	\$50,193.00	\$37,221.00	\$46,526.00	\$55,832.00	2/3/2023
	Leander	81,806	Permit Technician	2	\$50,575.00	\$44,574.00		\$57,938.00	3/16/2023
	Lexington	1,178	Permit Technician	1	\$37,500.00				2/11/2021
	Liberty Hill	6,801	Permit Technician	1	\$56,000.00				3/11/2021
	Manor	18,285	Permit Technician	1	\$37,303.00	\$31,695.00	\$37,288.00	\$42,882.00	3/8/2021
	Marble Falls	7,227	Permit Technician	1	\$39,520.00	\$36,370.00	\$44,371.00	\$52,358.00	2/14/2023
	West Lake Hills	3,396	Permit Technician	1	\$65,374.00	\$47,600.00	\$59,500.00	\$71,400.00	1/30/2023
				Averages:	\$48,078.54	\$42,303.27	\$54,069.50	\$61,117.51	
Utility Billing Clerk									
	Converse	28,814	Accounting/ Billing Specialist	1	\$44,782.00				2/3/2022
	Fair Oaks Ranch	10,505	Accounting/ Billing Specialist	1	\$38,771.00	\$34,269.00	\$42,857.00	\$51,444.00	2/24/2021
	Rocksprings	1,182	Accounting/ Billing Specialist	1		\$42,000.00			1/30/2023
	Schertz	42,622	Accounting/ Billing Specialist	3	\$31,762.00	\$31,200.00		\$45,284.00	2/4/2022
	Seguin	32,000	Accounting/ Billing Specialist	1	\$74,547.00	\$51,480.00	\$64,293.00	\$82,306.00	3/16/2021
	Uvalde	16,540	Accounting/ Billing Specialist	1	\$37,378.00				2/17/2022
	Brenham	18,117	Accounting/ Billing Specialist	1	\$43,014.00	\$36,254.00		\$54,954.00	2/9/2023
	Buda	17,544	Accounting/ Billing Specialist	3	\$46,500.00	\$37,577.00	\$48,850.00	\$60,124.00	4/23/2021
	Burnet	7,100	Accounting/ Billing Specialist	2	\$69,846.00				2/7/2022
	Cedar Park	83,000	Accounting/ Billing Specialist	3	\$43,320.00	\$28,268.00	\$47,888.00	\$56,508.00	2/14/2022
	Elgin	10,756	Accounting/ Billing Specialist	3	\$41,017.00				1/31/2023
	Granite Shoals	5,222	Accounting/ Billing Specialist	1	\$41,600.00				3/7/2022
	Highland Haven	509	Accounting/ Billing Specialist	1				\$48,069.00	1/30/2023
	La Grange	4,391	Accounting/ Billing Specialist	1	\$58,365.00				3/26/2021
	Lago Vista	9,348	Accounting/ Billing Specialist	1	\$54,340.00				2/8/2021
	Lakeway	19,300	Accounting/ Billing Specialist	1	\$68,303.00	\$47,505.00	\$59,381.00	\$71,257.00	2/3/2023
	Lexington	1,178	Accounting/ Billing Specialist	1	\$30,000.00				2/11/2021
	Liberty Hill	6,801	Accounting/ Billing Specialist	1	\$52,900.00	\$48,000.00	\$68,000.00		3/11/2021
	Manor	18,285	Accounting/ Billing Specialist	1	\$34,942.00	\$34,942.00	\$41,110.00	\$47,277.00	3/8/2021
	Marble Falls	7,227	Accounting/ Billing Specialist	1	\$38,958.00	\$36,370.00	\$44,371.00	\$52,358.00	2/14/2023
	Rockdale	5,398	Accounting/ Billing Specialist	1	\$37,440.00				2/5/2021
	Rollingwood	1,412	Accounting/ Billing Specialist	1	\$60,000.00				2/15/2023
	Thorndale	1,336	Accounting/ Billing Specialist	1	\$41,600.00				2/7/2022
	West Lake Hills	3,396	Accounting/ Billing Specialist	1	\$85,592.00	\$56,160.00	\$71,500.00	\$84,240.00	1/30/2023
	Converse	28,814	Permit Technician	1	\$37,315.00				2/3/2022
	Schertz	42,622	Permit Technician	2	\$34,320.00	\$31,200.00		\$45,284.00	2/4/2022
	Seguin	32,000	Permit Technician	2	\$41,080.00	\$31,429.00	\$39,229.00	\$50,211.00	3/16/2021
	Uvalde	16,540	Permit Technician	1	\$29,474.00				2/17/2022
	Brenham	18,117	Permit Technician	1	\$45,177.00	\$36,254.00		\$54,964.00	2/9/2023



	Buda	17,544	Permit Technician	1	\$35,589.00	\$33,380.00	\$43,394.00	\$53,409.00	4/23/2021
	Burnet	7,100	Permit Technician	1	\$50,357.00				2/7/2022
	Elgin	10,756	Permit Technician	2	\$49,938.00				1/31/2023
	Highland Haven	509	Permit Technician	1				\$14,400.00	1/30/2023
	Horseshoe Bay	4,490	Permit Technician	1	\$43,826.00	\$34,189.00	\$42,737.00	\$51,284.00	2/7/2022
	La Grange	4,391	Permit Technician	1	\$43,867.00				3/26/2021
	Lakeway	19,300	Permit Technician	2	\$50,193.00	\$37,221.00	\$46,526.00	\$55,832.00	2/3/2023
	Leander	81,806	Permit Technician	2	\$50,575.00	\$44,574.00		\$57,938.00	3/16/2023
	Lexington	1,178	Permit Technician	1	\$37,500.00				2/11/2021
	Liberty Hill	6,801	Permit Technician	1	\$56,000.00				3/11/2021
	Manor	18,285	Permit Technician	1	\$37,303.00	\$31,695.00	\$37,288.00	\$42,882.00	3/8/2021
	Marble Falls	7,227	Permit Technician	1	\$39,520.00	\$36,370.00	\$44,371.00	\$52,358.00	2/14/2023
	West Lake Hills	3,396	Permit Technician	1	\$65,374.00	\$47,600.00	\$59,500.00	\$71,400.00	1/30/2023
				Averages:	\$46,727.82	\$38,542.59	\$50,080.94	\$54,717.41	
Public Works Director									
	Schertz	42,622	Parks and Recreation Director	1	\$99,798.00	\$91,612.00		\$132,966.00	2/4/2022
	Seguin	32,000	Parks and Recreation Director	1	\$119,184.00	\$88,629.00	\$110,677.00	\$141,690.00	3/16/2021
	Uvalde	16,540	Parks and Recreation Director	1	\$45,053.00				2/17/2022
	Brenham	18,117	Parks and Recreation Director	1	\$66,872.00	\$53,622.00		\$814,390.00	2/9/2023
	Buda	17,544	Parks and Recreation Director	1	\$96,245.00		\$111,913.00	\$137,740.00	4/23/2021
	Burnet	7,100	Parks and Recreation Director	1	\$77,314.00				2/7/2022
	Cedar Park	83,000	Parks and Recreation Director	1	\$133,439.00	\$120,614.00	\$147,090.00	\$173,566.00	2/14/2022
	Elgin	10,756	Parks and Recreation Director	1	\$50,521.00				1/31/2023
	La Grange	4,391	Parks and Recreation Director	1	\$57,678.00				3/26/2021
	Lago Vista	9,348	Parks and Recreation Director	1	\$78,228.00				2/8/2021
	Lakeway	19,300	Parks and Recreation Director	1	\$144,554.00	\$103,697.00	\$129,621.00	\$155,545.00	2/3/2023
	Leander	81,806	Parks and Recreation Director	1	\$145,475.00	\$139,880.00			3/16/2023
	Manor	18,285	Parks and Recreation Director	1	\$77,004.00	\$56,915.00	\$66,958.00	\$77,004.00	3/8/2021
	Marble Falls	7,227	Parks and Recreation Director	1	\$108,567.00	\$84,460.00	\$103,041.00	\$121,588.00	2/14/2023
	Converse	28,814	Public Works Director	1	\$103,002.00				2/3/2022
	Fair Oaks Ranch	10,505	Public Works Director	1	\$137,675.00	\$96,673.00	\$120,899.00	\$145,124.00	2/24/2021
	Rocksprings	1,182	Public Works Director	1		\$54,000.00			1/30/2023
	Sandy Oaks	5,133	Public Works Director	1	\$31,720.00				2/8/2021
	Schertz	42,622	Public Works Director	1	\$121,421.00	\$101,003.00		\$146,596.00	2/4/2022
	Seguin	32,000	Public Works Director	1	\$107,973.00	\$84,365.00	\$105,331.00	\$134,846.00	3/16/2021
	Uvalde	16,540	Public Works Director	1	\$83,221.00				2/17/2022
	Brenham	18,117	Public Works Director	1	\$117,728.00	\$92,019.00		\$139,901.00	2/9/2023
	Buda	17,544	Public Works Director	1	\$112,802.00	\$91,338.00	\$118,739.00	\$146,141.00	4/23/2021
	Burnet	7,100	Public Works Director	1	\$115,000.00				2/7/2022
	Cedar Park	83,000	Public Works Director	1	\$179,032.00	\$139,625.00	\$170,275.00	\$200,924.00	2/14/2022
	Elgin	10,756	Public Works Director	1	\$87,502.00				1/31/2023
	Horseshoe Bay	4,490	Public Works Director	1	\$111,828.00	\$75,345.00	\$94,182.00	\$113,018.00	2/7/2022
	Lago Vista	9,348	Public Works Director	1	\$118,017.00				2/8/2021
	Lakeway	19,300	Public Works Director	1	\$125,097.00	\$98,759.00	\$123,448.00	\$148,138.00	2/3/2023
	Leander	81,806	Public Works Director	1	\$145,825.00	\$139,880.00			3/16/2023
	Lexington	1,178	Public Works Director	1	\$48,500.00				2/11/2021
	Liberty Hill	6,801	Public Works Director	1	\$105,000.00				3/11/2021
	Lometa	856	Public Works Director	1	\$21,424.00				2/9/2021
	Manor	18,285	Public Works Director	1	\$113,772.00	\$84,089.00	\$98,928.00	\$113,772.00	3/8/2021
	Marble Falls	7,227	Public Works Director	1	\$114,974.00	\$99,663.00	\$121,588.00	\$143,474.00	2/14/2023
	Rockdale	5,398	Public Works Director	1	\$75,004.00				2/5/2021
	Rollingwood	1,412	Public Works Director	1	\$76,251.00				2/14/2023
	Converse	28,814	Utilities Director	1	\$88,317.00				2/3/2022
	Seguin	32,000	Utilities Director	1	\$128,357.00	\$97,822.00	\$122,158.00	\$156,374.00	3/16/2021
	Brenham	18,117	Utilities Director	1	\$146,972.00	\$112,070.00		\$170,373.00	2/9/2023

	Buda	17,544	Utilities Director	3	\$55,750.00	\$53,606.00	\$69,687.00	\$85,958.00	4/23/2021
	Burnet	7,100	Utilities Director	1	\$83,470.00				2/7/2022
	Elgin	10,756	Utilities Director	1	\$65,000.00				1/31/2023
	Horseshoe Bay	4,490	Utilities Director	1	\$126,000.00	\$85,246.00	\$106,558.00	\$127,869.00	2/7/2022
	La Grange	4,391	Utilities Director	1	\$65,042.00				3/26/2021
	Lago Vista	9,348	Utilities Director	1	\$80,802.00				2/8/2021
	Leander	81,806	Utilities Director	1	\$115,879.00	\$105,082.00		\$136,614.00	3/16/2023
	Manor	18,285	Utilities Director	1	\$77,004.00	\$56,915.00	\$66,958.00	\$77,004.00	3/8/2021
	Converse	28,814	Utility Maintenance Worker	11	\$38,043.00				2/3/2022
	Fair Oaks Ranch	10,505	Utility Maintenance Worker	1	\$35,131.00	\$34,269.00	\$42,857.00	\$51,444.00	2/24/2021
	Rocksprings	1,182	Utility Maintenance Worker	4				\$35,000.00	1/30/2023
	Schertz	42,622	Utility Maintenance Worker	3	\$36,213.00	\$32,884.00		\$47,728.00	2/4/2022
	Seguin	32,000	Utility Maintenance Worker	7	\$37,404.00	\$34,778.00	\$43,410.00	\$55,578.00	3/16/2021
	Uvalde	16,540	Utility Maintenance Worker	1	\$31,179.00				2/17/2022
	Brenham	18,117	Utility Maintenance Worker	2	\$34,548.00	\$34,548.00		\$47,445.00	2/9/2023
	Buda	17,544	Utility Maintenance Worker	10	\$33,800.00	\$31,465.00	\$40,899.00	\$50,338.00	4/23/2021
	Burnet	7,100	Utility Maintenance Worker	5	\$41,600.00				2/7/2022
	Cedar Park	83,000	Utility Maintenance Worker	7	\$51,234.00	\$41,232.00	\$50,283.00	\$59,334.00	2/14/2022
	Elgin	10,756	Utility Maintenance Worker	6	\$42,452.00				1/31/2023
	Granite Shoals	5,222	Utility Maintenance Worker	4	\$34,000.00				3/7/2022
	Horseshoe Bay	4,490	Utility Maintenance Worker	18	\$39,900.00	\$40,641.00	\$50,801.00	\$60,961.00	2/7/2022
	La Grange	4,391	Utility Maintenance Worker	1	\$33,862.00				3/26/2021
	Lago Vista	9,348	Utility Maintenance Worker	5	\$32,028.00				2/8/2021
	Leander	81,806	Utility Maintenance Worker	8	\$43,142.00	\$40,518.00		\$52,666.00	3/16/2023
	Lexington	1,178	Utility Maintenance Worker	3	\$32,200.00				2/11/2021
	Lometa	856	Utility Maintenance Worker	1	\$21,424.00				2/9/2021
	Marble Falls	7,227	Utility Maintenance Worker	4	\$38,553.00	\$36,370.00	\$44,371.00	\$52,358.00	2/14/2023
	Rockdale	5,398	Utility Maintenance Worker	9	\$31,200.00	\$27,040.00	\$39,499.00	\$51,958.00	2/5/2021
	Rollingwood	1,412	Utility Maintenance Worker	2	\$55,162.00				2/14/2023
			Averages:		\$79,527.88	\$76,685.39	\$92,006.84	\$128,726.43	
Water / Wastewater Operator									
	Converse	28,814	Utilities Director	1	\$88,317.00				2/3/2022
	Seguin	32,000	Utilities Director	1	\$128,357.00	\$97,822.00	\$122,158.00	\$156,374.00	3/16/2021
	Brenham	18,117	Utilities Director	1	\$146,972.00	\$112,070.00		\$170,373.00	2/9/2023
	Buda	17,544	Utilities Director	3	\$55,750.00	\$53,606.00	\$69,687.00	\$85,958.00	4/23/2021
	Burnet	7,100	Utilities Director	1	\$83,470.00				2/7/2022
	Elgin	10,756	Utilities Director	1	\$65,000.00				1/31/2023
	Horseshoe Bay	4,490	Utilities Director	1	\$126,000.00	\$85,246.00	\$106,558.00	\$127,869.00	2/7/2022
	La Grange	4,391	Utilities Director	1	\$65,042.00				3/26/2021
	Lago Vista	9,348	Utilities Director	1	\$80,802.00				2/8/2021
	Leander	81,806	Utilities Director	1	\$115,879.00	\$105,082.00		\$136,614.00	3/16/2023
	Manor	18,285	Utilities Director	1	\$77,004.00	\$56,915.00	\$66,958.00	\$77,004.00	3/8/2021
	Converse	28,814	Utility Maintenance Worker	11	\$38,043.00				2/3/2022
	Fair Oaks Ranch	10,505	Utility Maintenance Worker	1	\$35,131.00	\$34,269.00	\$42,857.00	\$51,444.00	2/24/2021
	Rocksprings	1,182	Utility Maintenance Worker	4				\$35,000.00	1/30/2023
	Schertz	42,622	Utility Maintenance Worker	3	\$36,213.00	\$32,884.00		\$47,728.00	2/4/2022
	Seguin	32,000	Utility Maintenance Worker	7	\$37,404.00	\$34,778.00	\$43,410.00	\$55,578.00	3/16/2021
	Uvalde	16,540	Utility Maintenance Worker	1	\$31,179.00				2/17/2022
	Brenham	18,117	Utility Maintenance Worker	2	\$34,548.00	\$34,548.00		\$47,445.00	2/9/2023
	Buda	17,544	Utility Maintenance Worker	10	\$33,800.00	\$31,465.00	\$40,899.00	\$50,338.00	4/23/2021
	Burnet	7,100	Utility Maintenance Worker	5	\$41,600.00				2/7/2022
	Cedar Park	83,000	Utility Maintenance Worker	7	\$51,234.00	\$41,232.00	\$50,283.00	\$59,334.00	2/14/2022
	Elgin	10,756	Utility Maintenance Worker	6	\$42,452.00				1/31/2023
	Granite Shoals	5,222	Utility Maintenance Worker	4	\$34,000.00				3/7/2022
	Horseshoe Bay	4,490	Utility Maintenance Worker	18	\$39,900.00	\$40,641.00	\$50,801.00	\$60,961.00	2/7/2022

	La Grange	4,391	Utility Maintenance Worker	1	\$33,862.00				3/26/2021
	Lago Vista	9,348	Utility Maintenance Worker	5	\$32,028.00				2/8/2021
	Leander	81,806	Utility Maintenance Worker	8	\$43,142.00	\$40,518.00		\$52,666.00	3/16/2023
	Lexington	1,178	Utility Maintenance Worker	3	\$32,200.00				2/11/2021
	Lometa	856	Utility Maintenance Worker	1	\$21,424.00				2/9/2021
	Marble Falls	7,227	Utility Maintenance Worker	4	\$38,553.00	\$36,370.00	\$44,371.00	\$52,358.00	2/14/2023
	Rockdale	5,398	Utility Maintenance Worker	9	\$31,200.00	\$27,040.00	\$39,499.00	\$51,958.00	2/5/2021
	Rollingwood	1,412	Utility Maintenance Worker	2	\$55,162.00				2/14/2023
			Averages:		\$57,279.61	\$54,030.38	\$61,589.18	\$77,588.35	
Parks & Recreation Crew Leader									
	Converse	28,814	Utility Maintenance Worker	11	\$38,043.00				2/3/2022
	Fair Oaks Ranch	10,505	Utility Maintenance Worker	1	\$35,131.00	\$34,269.00	\$42,857.00	\$51,444.00	2/24/2021
	Rocksprings	1,182	Utility Maintenance Worker	4				\$35,000.00	1/30/2023
	Schertz	42,622	Utility Maintenance Worker	3	\$36,213.00	\$32,884.00		\$47,728.00	2/4/2022
	Seguin	32,000	Utility Maintenance Worker	7	\$37,404.00	\$34,778.00	\$43,410.00	\$55,578.00	3/16/2021
	Uvalde	16,540	Utility Maintenance Worker	1	\$31,179.00				2/17/2022
	Brenham	18,117	Utility Maintenance Worker	2	\$34,548.00	\$34,548.00		\$47,445.00	2/9/2023
	Buda	17,544	Utility Maintenance Worker	10	\$33,800.00	\$31,465.00	\$40,899.00	\$50,338.00	4/23/2021
	Burnet	7,100	Utility Maintenance Worker	5	\$41,600.00				2/7/2022
	Cedar Park	83,000	Utility Maintenance Worker	7	\$51,234.00	\$41,232.00	\$50,283.00	\$59,334.00	2/14/2022
	Elgin	10,756	Utility Maintenance Worker	6	\$42,452.00				1/31/2023
	Granite Shoals	5,222	Utility Maintenance Worker	4	\$34,000.00				3/7/2022
	Horseshoe Bay	4,490	Utility Maintenance Worker	18	\$39,900.00	\$40,641.00	\$50,801.00	\$60,961.00	2/7/2022
	La Grange	4,391	Utility Maintenance Worker	1	\$33,862.00				3/26/2021
	Lago Vista	9,348	Utility Maintenance Worker	5	\$32,028.00				2/8/2021
	Leander	81,806	Utility Maintenance Worker	8	\$43,142.00	\$40,518.00		\$52,666.00	3/16/2023
	Lexington	1,178	Utility Maintenance Worker	3	\$32,200.00				2/11/2021
	Lometa	856	Utility Maintenance Worker	1	\$21,424.00				2/9/2021
	Marble Falls	7,227	Utility Maintenance Worker	4	\$38,553.00	\$36,370.00	\$44,371.00	\$52,358.00	2/14/2023
	Rockdale	5,398	Utility Maintenance Worker	9	\$31,200.00	\$27,040.00	\$39,499.00	\$51,958.00	2/5/2021
	Rollingwood	1,412	Utility Maintenance Worker	2	\$55,162.00				2/14/2023
			Averages:		\$37,153.75	\$35,374.50	\$44,588.57	\$51,346.36	
Chief of Police									
	China Grove	1,179	Police Chief	1	\$41,000.00				2/4/2022
	Converse	28,814	Police Chief	1	\$107,619.00				2/3/2022
	Fair Oaks Ranch	10,505	Police Chief	1	\$122,408.00	\$106,709.00	\$133,449.00	\$160,190.00	2/24/2021
	Kenedy	3,626	Police Chief	1	\$72,114.00				3/10/2021
	Kerrville	24,477	Police Chief	1	\$148,408.00	\$105,194.00	\$128,851.00	\$152,509.00	4/27/2023
	Sandy Oaks	5,133	Police Chief	1	\$60,000.00				2/8/2021
	Seguin	32,000	Police Chief	1	\$141,690.00	\$102,773.00	\$128,357.00	\$164,299.00	3/16/2021
	Uvalde	16,540	Police Chief	1	\$83,242.00				2/17/2022
	Brenham	18,117	Police Chief	1	\$146,973.00	\$101,546.00		\$154,398.00	2/8/2022
	Buda	17,544	Police Chief	1	\$113,989.00	\$91,338.00	\$118,739.00	\$146,141.00	4/23/2021
	Burnet	7,100	Police Chief	1	\$123,635.00				2/7/2022
	Cedar Park	83,000	Police Chief	1	\$172,550.00	\$139,625.00	\$170,275.00	\$200,924.00	2/14/2022
	Elgin	10,756	Police Chief	1	\$110,000.00				1/31/2023
	Granite Shoals	5,222	Police Chief	1	\$96,158.00				3/7/2022
	Horseshoe Bay	4,490	Police Chief	1	\$125,237.00	\$85,246.00	\$106,558.00	\$127,869.00	2/7/2022
	La Grange	4,391	Police Chief	1	\$78,000.00				3/26/2021
	Lago Vista	9,348	Police Chief	1	\$120,879.00				2/8/2021
	Lakeway	19,300	Police Chief	1	\$148,735.00	\$114,326.00	\$142,907.00	\$171,488.00	2/3/2023
	Leander	81,806	Police Chief	1	\$179,416.00				3/16/2023
	Lexington	1,178	Police Chief	1	\$50,000.00				2/11/2021
	Liberty Hill	6,801	Police Chief	1	\$115,000.00				3/11/2021
	Lometa	856	Police Chief	1	\$46,342.00				2/9/2021
	Manor	18,285	Police Chief	1	\$126,264.00	\$107,321.00	\$126,260.00	\$145,202.00	3/8/2021

	Marble Falls	7,227	Police Chief	1	\$115,895.00	\$99,663.00	\$121,588.00	\$143,474.00	2/14/2023
	Rockdale	5,398	Police Chief	1	\$75,004.00				2/5/2021
	Rollingwood	1,412	Police Chief	1	\$104,764.00				2/14/2023
	Thorndale	1,336	Police Chief	1	\$52,500.00			\$58,410.00	1/30/2023
	West Lake Hills	3,396	Police Chief	1	\$158,371.00				1/30/2023
	China Grove	1,179	Police Officer (entry level)	4		\$34,944.00		\$37,856.00	2/4/2022
	Converse	28,814	Police Officer (entry level)	26	\$51,334.00				2/3/2022
	Fair Oaks Ranch	10,505	Police Officer (entry level)	1	\$52,437.00	\$52,437.00	\$62,361.00	\$72,285.00	2/24/2021
	Kenedy	3,626	Police Officer (entry level)	13	\$38,480.00				3/10/2021
	Kerrville	24,477	Police Officer (entry level)	33	\$60,900.00	\$56,918.00	\$67,407.00	\$77,897.00	4/27/2023
	Sandy Oaks	5,133	Police Officer (entry level)	1	\$42,000.00				2/8/2021
	Schertz	42,622	Police Officer (entry level)	37	\$58,968.00	\$53,564.00		\$64,896.00	2/4/2022
	Seguin	32,000	Police Officer (entry level)	43	\$60,159.00	\$54,547.00	\$63,258.00	\$75,194.00	3/16/2021
	Uvalde	16,540	Police Officer (entry level)	1	\$43,514.00				2/17/2022
	Brenham	18,117	Police Officer (entry level)	14	\$54,436.00	\$51,215.00		\$66,699.00	2/8/2022
	Buda	17,544	Police Officer (entry level)	7	\$53,403.00	\$53,403.00	\$62,189.00	\$74,522.00	4/23/2021
	Burnet	7,100	Police Officer (entry level)	12	\$58,700.00				2/7/2022
	Cedar Park	83,000	Police Officer (entry level)	53	\$73,778.00	\$62,388.00		\$91,547.00	2/14/2022
	Granite Shoals	5,222	Police Officer (entry level)	8	\$54,600.00				3/16/2021
	Horseshoe Bay	4,490	Police Officer (entry level)	10	\$57,465.00	\$44,860.00	\$56,074.00	\$67,289.00	2/7/2022
	La Grange	4,391	Police Officer (entry level)	4	\$43,514.00				3/26/2021
	Lago Vista	9,348	Police Officer (entry level)	2	\$45,939.00				2/8/2021
	Lakeway	19,300	Police Officer (entry level)	26	\$71,362.00	\$57,339.00	\$70,731.00	\$84,474.00	2/3/2023
	Leander	81,806	Police Officer (entry level)	29	\$74,034.00	\$63,287.00		\$89,488.00	3/16/2023
	Lexington	1,178	Police Officer (entry level)	4	\$37,200.00				2/11/2021
	Lometa	856	Police Officer (entry level)	4	\$73,063.00				2/9/2021
	Manor	18,285	Police Officer (entry level)	8	\$51,623.00	\$51,623.00	\$60,733.00	\$69,845.00	3/8/2021
	Marble Falls	7,227	Police Officer (entry level)	12	\$57,411.00	\$55,010.00	\$67,112.00	\$76,508.00	2/14/2023
	Rockdale	5,398	Police Officer (entry level)	9	\$47,599.00	\$40,583.00	\$52,697.00	\$64,812.00	2/5/2021
	Rollingwood	1,412	Police Officer (entry level)	2	\$56,827.00				2/14/2023
	Thorndale	1,336	Police Officer (entry level)	1	\$41,600.00				1/30/2023
	West Lake Hills	3,396	Police Officer (entry level)	16	\$69,407.00	\$56,160.00		\$111,488.00	1/30/2023
	Sandy Oaks	5,133	Public Information Officer	1					2/8/2021
	Seguin	32,000	Public Information Officer	1	\$59,696.00	\$56,826.00	\$70,970.00	\$90,854.00	3/16/2021
	Buda	17,544	Public Information Officer	1	\$80,000.00	\$67,931.00	\$88,311.00	\$108,691.00	4/23/2021
	Cedar Park	83,000	Public Information Officer	1	\$90,666.00	\$67,163.00	\$81,905.00	\$96,648.00	2/14/2022
	Elgin	10,756	Public Information Officer	1	\$46,838.00				1/31/2023
	Lago Vista	9,348	Public Information Officer	1	\$72,745.00				2/8/2021
	Lakeway	19,300	Public Information Officer	1	\$117,464.00	\$98,759.00	\$123,448.00	\$148,138.00	2/3/2023
	Leander	81,806	Public Information Officer	1	\$90,118.00	\$86,861.00		\$112,913.00	3/16/2023
	Liberty Hill	6,801	Public Information Officer	1	\$70,000.00				3/11/2021
	West Lake Hills	3,396	Public Information Officer	1	\$56,971.00	\$47,600.00	\$59,500.00	\$71,400.00	1/30/2023
				Averages:	\$81,753.08	\$73,134.16	\$94,073.04	\$105,573.38	
Sergeant									
	China Grove	1,179	Police Officer (entry level)	4		\$34,944.00		\$37,856.00	2/4/2022
	Converse	28,814	Police Officer (entry level)	26	\$51,334.00				2/3/2022
	Fair Oaks Ranch	10,505	Police Officer (entry level)	1	\$52,437.00	\$52,437.00	\$62,361.00	\$72,285.00	2/24/2021
	Kenedy	3,626	Police Officer (entry level)	13	\$38,480.00				3/10/2021
	Kerrville	24,477	Police Officer (entry level)	33	\$60,900.00	\$56,918.00	\$67,407.00	\$77,897.00	4/27/2023
	Sandy Oaks	5,133	Police Officer (entry level)	1	\$42,000.00				2/8/2021
	Schertz	42,622	Police Officer (entry level)	37	\$58,968.00	\$53,564.00		\$64,896.00	2/4/2022
	Seguin	32,000	Police Officer (entry level)	43	\$60,159.00	\$54,547.00	\$63,258.00	\$75,194.00	3/16/2021
	Uvalde	16,540	Police Officer (entry level)	1	\$43,514.00				2/17/2022
	Brenham	18,117	Police Officer (entry level)	14	\$54,436.00	\$51,215.00		\$66,699.00	2/8/2022
	Buda	17,544	Police Officer (entry level)	7	\$53,403.00	\$53,403.00	\$62,189.00	\$74,522.00	4/23/2021



	Burnet	7,100	Police Officer (entry level)	12	\$58,700.00				2/7/2022
	Cedar Park	83,000	Police Officer (entry level)	53	\$73,778.00	\$62,388.00		\$91,547.00	2/14/2022
	Granite Shoals	5,222	Police Officer (entry level)	8	\$54,600.00				3/16/2021
	Horseshoe Bay	4,490	Police Officer (entry level)	10	\$57,465.00	\$44,860.00	\$56,074.00	\$67,289.00	2/7/2022
	La Grange	4,391	Police Officer (entry level)	4	\$43,514.00				3/26/2021
	Lago Vista	9,348	Police Officer (entry level)	2	\$45,939.00				2/8/2021
	Lakeway	19,300	Police Officer (entry level)	26	\$71,362.00	\$57,339.00	\$70,731.00	\$84,474.00	2/3/2023
	Leander	81,806	Police Officer (entry level)	29	\$74,034.00	\$63,287.00		\$89,488.00	3/16/2023
	Lexington	1,178	Police Officer (entry level)	4	\$37,200.00				2/11/2021
	Lometa	856	Police Officer (entry level)	4	\$73,063.00				2/9/2021
	Manor	18,285	Police Officer (entry level)	8	\$51,623.00	\$51,623.00	\$60,733.00	\$69,845.00	3/8/2021
	Marble Falls	7,227	Police Officer (entry level)	12	\$57,411.00	\$55,010.00	\$67,112.00	\$76,508.00	2/14/2023
	Rockdale	5,398	Police Officer (entry level)	9	\$47,599.00	\$40,583.00	\$52,697.00	\$64,812.00	2/5/2021
	Rollingwood	1,412	Police Officer (entry level)	2	\$56,827.00				2/14/2023
	Thorndale	1,336	Police Officer (entry level)	1	\$41,600.00				1/30/2023
	West Lake Hills	3,396	Police Officer (entry level)	16	\$69,407.00	\$56,160.00		\$111,488.00	1/30/2023
	Sandy Oaks	5,133	Public Information Officer	1					2/8/2021
	Seguin	32,000	Public Information Officer	1	\$59,696.00	\$56,826.00	\$70,970.00	\$90,854.00	3/16/2021
	Buda	17,544	Public Information Officer	1	\$80,000.00	\$67,931.00	\$88,311.00	\$108,691.00	4/23/2021
	Cedar Park	83,000	Public Information Officer	1	\$90,666.00	\$67,163.00	\$81,905.00	\$96,648.00	2/14/2022
	Elgin	10,756	Public Information Officer	1	\$46,838.00				1/31/2023
	Lago Vista	9,348	Public Information Officer	1	\$72,745.00				2/8/2021
	Lakeway	19,300	Public Information Officer	1	\$117,464.00	\$98,759.00	\$123,448.00	\$148,138.00	2/3/2023
	Leander	81,806	Public Information Officer	1	\$90,118.00	\$86,861.00		\$112,913.00	3/16/2023
	Liberty Hill	6,801	Public Information Officer	1	\$70,000.00				3/11/2021
	West Lake Hills	3,396	Public Information Officer	1	\$56,971.00	\$47,600.00	\$59,500.00	\$71,400.00	1/30/2023
					Averages:	\$60,407.17	\$57,781.81	\$70,478.29	\$83,497.33
Police Officer									
	China Grove	1,179	Police Officer (entry level)	4		\$34,944.00		\$37,856.00	2/4/2022
	Converse	28,814	Police Officer (entry level)	26	\$51,334.00				2/3/2022
	Fair Oaks Ranch	10,505	Police Officer (entry level)	1	\$52,437.00	\$52,437.00	\$62,361.00	\$72,285.00	2/24/2021
	Kenedy	3,626	Police Officer (entry level)	13	\$38,480.00				3/10/2021
	Kerrville	24,477	Police Officer (entry level)	33	\$60,900.00	\$56,918.00	\$67,407.00	\$77,897.00	4/27/2023
	Sandy Oaks	5,133	Police Officer (entry level)	1	\$42,000.00				2/8/2021
	Schertz	42,622	Police Officer (entry level)	37	\$58,968.00	\$53,564.00		\$64,896.00	2/4/2022
	Seguin	32,000	Police Officer (entry level)	43	\$60,159.00	\$54,547.00	\$63,258.00	\$75,194.00	3/16/2021
	Uvalde	16,540	Police Officer (entry level)	1	\$43,514.00				2/17/2022
	Brenham	18,117	Police Officer (entry level)	14	\$54,436.00	\$51,215.00		\$66,699.00	2/8/2022
	Buda	17,544	Police Officer (entry level)	7	\$53,403.00	\$53,403.00	\$62,189.00	\$74,522.00	4/23/2021
	Burnet	7,100	Police Officer (entry level)	12	\$58,700.00				2/7/2022
	Cedar Park	83,000	Police Officer (entry level)	53	\$73,778.00	\$62,388.00		\$91,547.00	2/14/2022
	Granite Shoals	5,222	Police Officer (entry level)	8	\$54,600.00				3/16/2021
	Horseshoe Bay	4,490	Police Officer (entry level)	10	\$57,465.00	\$44,860.00	\$56,074.00	\$67,289.00	2/7/2022
	La Grange	4,391	Police Officer (entry level)	4	\$43,514.00				3/26/2021
	Lago Vista	9,348	Police Officer (entry level)	2	\$45,939.00				2/8/2021
	Lakeway	19,300	Police Officer (entry level)	26	\$71,362.00	\$57,339.00	\$70,731.00	\$84,474.00	2/3/2023
	Leander	81,806	Police Officer (entry level)	29	\$74,034.00	\$63,287.00		\$89,488.00	3/16/2023
	Lexington	1,178	Police Officer (entry level)	4	\$37,200.00				2/11/2021
	Lometa	856	Police Officer (entry level)	4	\$73,063.00				2/9/2021
	Manor	18,285	Police Officer (entry level)	8	\$51,623.00	\$51,623.00	\$60,733.00	\$69,845.00	3/8/2021
	Marble Falls	7,227	Police Officer (entry level)	12	\$57,411.00	\$55,010.00	\$67,112.00	\$76,508.00	2/14/2023
	Rockdale	5,398	Police Officer (entry level)	9	\$47,599.00	\$40,583.00	\$52,697.00	\$64,812.00	2/5/2021
	Rollingwood	1,412	Police Officer (entry level)	2	\$56,827.00				2/14/2023
	Thorndale	1,336	Police Officer (entry level)	1	\$41,600.00				1/30/2023
	West Lake Hills	3,396	Police Officer (entry level)	16	\$69,407.00	\$56,160.00		\$111,488.00	1/30/2023
					Averages:	\$54,990.50	\$52,551.87	\$62,506.89	\$74,986.67

## *Benefits*

The FYE 2025 General and Water & Wastewater Utility Fund Budgets offer the same benefits package to full-time employees as they did in FYE 2024. Benefits include:

- FICA;
- Worker's Compensation;
- State Unemployment;
- TMRS Retirement (6%; 1.5 to 1 Match);
- Health, Dental, and Vision Insurances;
- Life, Accidental Death and Dismemberment, and Short- and Long-Term Disability Insurances;
- Uniform Allowance (if applicable);
- Certification Pay (if applicable); and
- Longevity Pay.

Year-over-year increases in health, dental, vision, and other insurances are as follows:

- Health – 0% Increase
- Dental – 0% Increase
- Vision – 0% Increase
- Life, Accidental Death and Dismemberment, and Short- and Long-Term Disability Insurances – No Change



Current Plan	0% Increase	
	2023-2024 Current Rates	2024-2025 New Rates
	Copay-750-5K ER	Copay-750-5K ER
	80% / 50%	80% / 50%
	PPO (copay)	PPO (copay)
	\$750 In Ded	\$750 In Ded
	\$1,500 Out Ded	\$1,500 Out Ded
	\$5,000 In OOP	\$5,000 In OOP
	\$0 Tela Health Copay	\$0 Tela Health Copay
	\$30 OV/\$60 SP/\$75 UC/\$500 ER Copay	\$30 OV/\$60 SP/\$75 UC/\$500 ER Copay
	DAW1&2 Rx Plan	DAW1&2 Rx Plan
EE	\$678.92	\$678.92
EE + Spouse	\$1,378.90	\$1,378.90
EE + Child(ren)	\$1,164.48	\$1,164.48
EE + Family	\$1,924.80	\$1,924.80



## Dental Marketing Analysis

Effective Date: 10/1/2024



		Current	Renewal
<b>DENTAL</b>			
Carrier		Standard	Standard
Network		Classic Network	Classic Network
Plan Name		Balanced Care Vision	Balanced Care Vision
Deductible (Indiv / Fam)		\$50 / \$150	\$50 / \$150
Annual Max		\$5,000	\$5,000
OON Reimbursement		90% U/C	90% U/C
<b>Benefits (Member Pays)</b>			
Preventive		100% (2 cleanings)	100% (2 cleanings)
Basic		20%	20%
Major		50%	50%
Perio/Endo		20%	20%
Ortho		50% up to \$1,000	50% up to \$1,000
<b>Cost Breakdown</b>			
EE Only	9	\$43.84	\$43.84
EE + Spouse	1	\$90.94	\$90.94
EE + Child(ren)	2	\$109.22	\$109.22
EE + Family	3	\$155.20	\$155.20
Total Monthly Premium	15	\$1,169.54	\$1,169.54
Total Annual Premium		\$14,034.48	\$14,034.48
Total Savings Annually		\$0.00	

2nd year of 24 month rate guarantee



# City of Johnson City

## Vision Marketing Analysis

Effective Date: 10/1/2024



		Current	Renewal
<b>VISION</b>			
Carrier		Standard	Standard
Network		EyeMed	EyeMed
Plan Name		Balanced Care Vision	Balanced Care Vision
<b>Benefits (Member Pays)</b>			
Exam Copay		\$10	\$10
Materials Copay		\$10	\$10
Lense/Frame Allowance		\$180	\$180
Frequency (in months) - Exam / Lenses / Frames		12/12/24	12/12/24
<b>Cost Breakdown</b>			
EE Only	10	\$7.40	\$7.40
EE + Spouse	0	\$15.96	\$15.96
EE + Child(ren)	2	\$12.84	\$12.84
EE + Family	2	\$21.40	\$21.40
Total Monthly Premium	14	\$142.48	\$142.48
Total Annual Premium		\$1,709.76	\$1,709.76
Total Annual Savings		\$0.00	

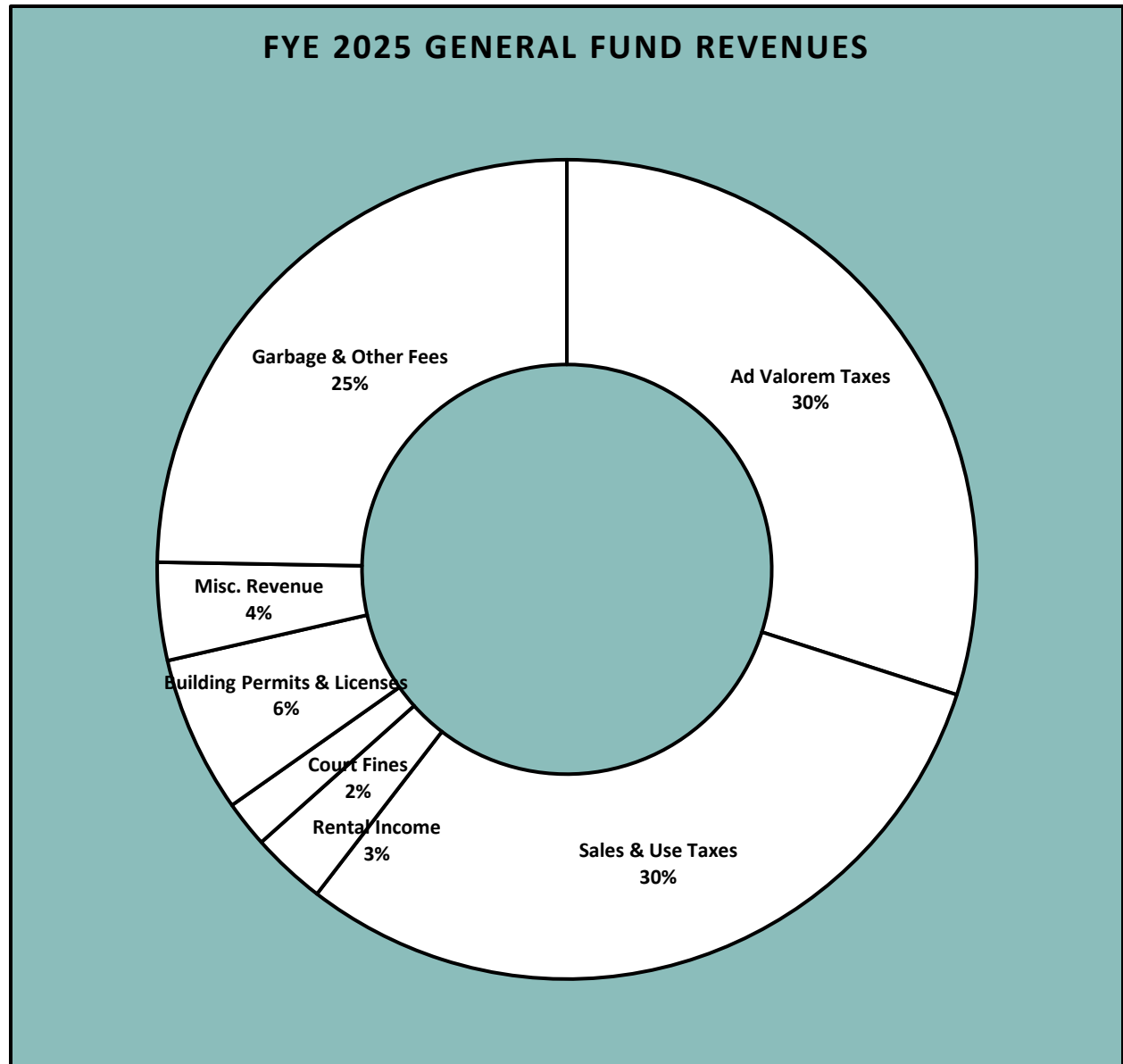
2nd Year of 48 month rate guarantee



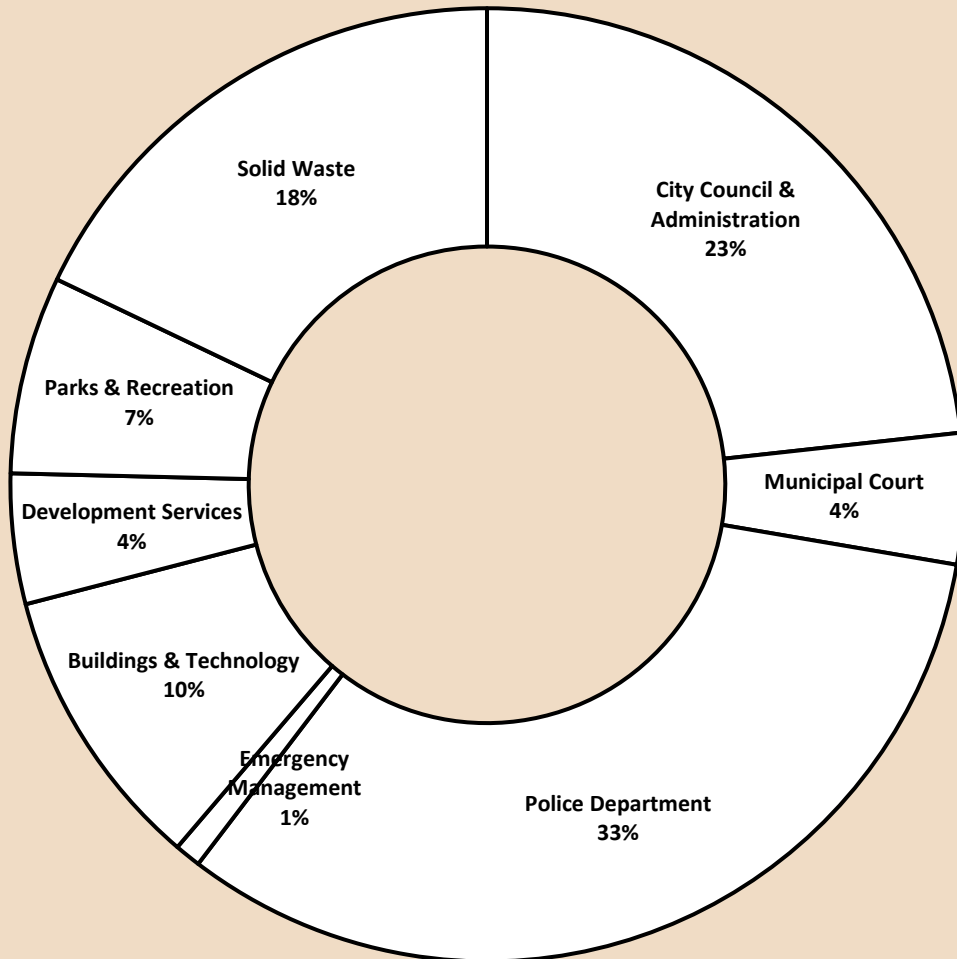


## **GENERAL FUND BUDGET**

Beginning FYE 2025 Fund Balance:	\$1,004,399
Ending FYE 2025 Fund Balance:	\$1,040,696
FYE 2025 Total Revenues:	\$2,531,062
FYE 2025 Total Expenditures:	\$2,494,765
FYE 2025 Revenues over Expenditures:	\$36,297



## FYE 2025 GENERAL FUND EXPENDITURES



***FYE 2025 General Fund Budget (Unassigned)***

General Fund										
Account #	Account Description	2023-2024 Amended Budget	Current YTD	2023-2024 Projected Year End	2024-2025 Requested Budget	Notes				
Beginning Fund Balance			\$	1,004,399.00	\$	1,004,399.00	No Change			
Property Tax										
01-4001	Property Taxes	\$	749,444.54	\$	707,181.22	\$	749,444.54	\$	758,148.89	BCAD 7/25/24 Certification
01-4004	Tax Certificates	\$	-	\$	-	\$	-	\$	-	
Miscellaneous										
01-4703	Public Information / Copies	\$	210.28	\$	207.96	\$	217.00	\$	225.68	4% Increase Year-over-Year
01-4704	Refunds	\$	-	\$	5,573.10	\$	5,573.10	\$	5,796.02	4% Increase Year-over-Year
01-4709	Transfers In	\$	76,143.00	\$	76,143.00	\$	76,143.00	\$	-	
01-4712	Golf Cart Permits	\$	114.84	\$	200.90	\$	209.63	\$	218.02	4% Increase Year-over-Year
01-4713	Property Surplus Revenue	\$	-	\$	-	\$	-	\$	-	
01-4715	School Resource Officer Program	\$	93,938.21	\$	91,835.26	\$	116,002.43	\$	62,177.05	JCISD Share per Agmt.
01-4900	Interest Income	\$	19,697.38	\$	26,938.05	\$	28,109.27	\$	29,233.64	4% Increase Year-over-Year
Fines & Forfeitures										
01-4301	Fine Revenue	\$	42,048.72	\$	36,778.62	\$	38,377.69	\$	41,064.13	7% Increase Year-over-Year (JCPD Fully Staffed)
01-4302	Court Costs	\$	3,908.12	\$	4,534.34	\$	4,731.49	\$	5,062.69	7% Increase Year-over-Year (JCPD Fully Staffed)
01-4011	Time Payment Reimbursement Fee	\$	117.98	\$	180.00	\$	187.83	\$	200.97	7% Increase Year-over-Year (JCPD Fully Staffed)
01-4012	Omnibase Reimbursement Fee	\$	157.31	\$	139.70	\$	145.77	\$	155.98	7% Increase Year-over-Year (JCPD Fully Staffed)
Sales & Use Tax										
01-4101	Sales & Use Tax	\$	809,200.07	\$	683,739.49	\$	745,897.63	\$	756,489.37	1.42% Increase Year-over-Year
01-4102	Mixed Beverage S&U Tax	\$	15,536.32	\$	13,716.03	\$	14,962.94	\$	15,175.42	1.42% Increase Year-over-Year
Business & Franchise										
01-4104	Solid Waste Collection	\$	491,160.72	\$	474,970.97	\$	518,150.15	\$	538,876.16	4% Increase Year-over-Year
01-4201	Franchise Fees	\$	87,561.81	\$	80,027.90	\$	83,507.37	\$	86,847.67	4% Increase Year-over-Year
Rents										
01-4202	Tower Lease	\$	29,535.60	\$	31,217.17	\$	32,574.44	\$	33,877.42	4% Increase Year-over-Year
01-4203	Pool / Building	\$	9,413.83	\$	7,801.28	\$	8,140.47	\$	8,466.08	4% Increase Year-over-Year
01-4205	Hohenberger	\$	6,000.00	\$	6,050.00	\$	6,600.00	\$	6,600.00	
01-4207	Solar Farm	\$	25,338.66	\$	25,338.65	\$	25,338.65	\$	25,845.42	2% Increase Year-over-Year
License & Permits										
01-4601	Building Permits	\$	58,808.40	\$	86,816.35	\$	90,590.97	\$	147,979.57	Homesteads at Deer Creek
01-4602	Peddler Permits	\$	3,652.27	\$	3,163.43	\$	3,300.97	\$	3,433.01	4% Increase Year-over-Year
01-4603	Alcoholic Beverage Permits	\$	516.87	\$	3,020.00	\$	3,151.30	\$	3,151.30	

Account #	Account Description	2023-2024 Amended Budget	Current YTD	2023-2024 Projected Year End	2024-2025 Requested Budget	Notes
01-4604	Subdivision Fees	\$ 3,234.34	\$ 1,877.44	\$ 1,959.07	\$ 2,037.43	4% Increase Year-over-Year
	<b>Revenue Total</b>	<b>\$ 2,525,739.27</b>	<b>\$ 2,367,450.86</b>	<b>\$ 2,553,315.72</b>	<b>\$ 2,531,061.93</b>	<b>\$10,044.26 Increase</b>
<i>City Council</i>						
Personnel						
01-010-6021	Salaries	\$ 2,200.00	\$ 1,300.00	\$ 1,300.00	\$ 1,200.00	
01-010-6070	FICA / Medicare	\$ -	\$ -	\$ -	\$ -	
01-010-6084	Unemployment	\$ -	\$ -	\$ -	\$ -	
01-010-6086	Training	\$ 4,208.77	\$ 4,208.77	\$ 4,208.77	\$ 4,000.00	
01-010-6093	Retirement Health Insurance	\$ 7,328.88	\$ 7,212.21	\$ 7,867.87	\$ 7,867.87	
Supplies						
01-010-9471	Transfer Out	\$ 10,000.00	\$ 10,000.00	\$ 10,000.00	\$ 10,000.00	Transfer Out to Splash Pad Fund
01-010-6113	Uniforms	\$ 5.00	\$ -	\$ -	\$ 500.00	
	<b>Subtotal</b>	<b>\$ 23,742.65</b>	<b>\$ 22,720.98</b>	<b>\$ 23,376.64</b>	<b>\$ 23,567.87</b>	<b>No Change</b>
<i>Administration</i>						
Personnel						
01-020-6021	Salaries	\$ 167,799.89	\$ 163,421.92	\$ 177,040.41	\$ 197,406.20	
01-020-6060	Overtime	\$ 9,726.14	\$ 9,726.14	\$ 10,536.65	\$ 10,536.65	
01-020-6070	FICA / Medicare	\$ 13,348.48	\$ 13,102.29	\$ 14,194.15	\$ 15,622.54	
01-020-6080	TMRS	\$ 16,317.34	\$ 16,317.34	\$ 17,677.12	\$ 19,420.96	
01-020-6081	Health Insurance	\$ 18,058.88	\$ 17,670.62	\$ 19,143.17	\$ 19,817.52	Health, Vision, Dental, Life, AD&D, STD & LTD
01-020-6083	Worker's Compensation	\$ 26,473.00	\$ 26,473.00	\$ 26,473.00	\$ 23,360.00	Citywide Total
01-020-6084	Unemployment	\$ 18.00	\$ 17.99	\$ 19.49	\$ 234.00	
01-020-6085	Longevity	\$ 390.00	\$ 390.00	\$ 390.00	\$ 510.00	
01-020-6112	Vehicle Allowance	\$ 4,153.74	\$ 4,000.00	\$ 4,000.00	\$ -	
01-020-6303	Training	\$ 3,333.67	\$ 3,333.67	\$ 3,333.67	\$ 3,000.00	
Supplies						
01-020-6101	Office Supplies	\$ 6,460.50	\$ 6,279.99	\$ 6,553.03	\$ 6,500.00	
01-020-6106	Postage	\$ 2,000.54	\$ 1,728.23	\$ 1,803.37	\$ 1,803.37	
01-020-6113	Uniforms	\$ 300.00	\$ 300.00	\$ 300.00	\$ 300.00	
Contractual						
01-020-6205	Service Contracts	\$ 7,503.05	\$ 7,503.05	\$ 7,829.27	\$ 7,829.27	
01-020-6326	BCAD Fees	\$ 27,757.85	\$ 27,757.85	\$ 27,757.85	\$ 27,757.85	
01-020-6327	Audit	\$ 22,799.29	\$ 22,799.29	\$ 22,799.29	\$ 20,000.00	
01-020-6328	Legal Services	\$ 61,827.77	\$ 61,827.77	\$ 74,193.32	\$ 74,193.32	
01-020-6330	Insurances	\$ 64,752.92	\$ 64,752.92	\$ 64,752.92	\$ 70,778.00	
01-020-6340	Bank Fees	\$ 197.49	\$ 55.09	\$ 57.49	\$ 57.49	
Miscellaneous						
New	Capital Expenses	\$ -	\$ -	\$ -	\$ -	
01-020-6307	Advertising	\$ 1,651.50	\$ 1,651.50	\$ 1,723.30	\$ 1,500.00	
01-020-6309	Memberships	\$ 1,256.29	\$ 1,247.00	\$ 1,247.00	\$ 1,247.00	
01-020-6311	Economic Development	\$ 19,456.00	\$ 19,456.00	\$ 19,456.00	\$ 9,456.00	Website

Account #	Account Description	2023-2024 Amended Budget	Current YTD	2023-2024 Projected Year End	2024-2025 Requested Budget	Notes
01-020-6314	Travel Expenses	\$ 95.23	\$ -	\$ -	\$ 100.00	
01-020-6315	Elections	\$ 9,534.41	\$ 9,534.41	\$ 9,534.41	\$ 15,000.00	May 2025 Bond Election / May 2025 General Election
01-020-6339	Outside Agency Funding	\$ 22,900.00	\$ 22,900.00	\$ 22,900.00	\$ 20,000.00	Blanco Co. Veterans Memorial (\$10,000)
	Utilities					
01-020-6708	City Cell Phones	\$ 9,706.32	\$ 9,299.88	\$ 10,145.32	\$ 10,145.32	
	<b>Subtotal</b>	<b>\$ 517,818.30</b>	<b>\$ 511,545.95</b>	<b>\$ 543,860.24</b>	<b>\$ 556,575.49</b>	<b>\$203.01 Decrease</b>
<i>Municipal Court</i>						
	Personnel					
01-030-6021	Salaries	\$ 50,450.54	\$ 47,828.05	\$ 51,813.72	\$ 52,410.40	
01-030-6060	Overtime	\$ 5,408.78	\$ 4,953.25	\$ 5,366.02	\$ 5,366.02	
01-030-6070	FICA / Medicare	\$ 3,952.54	\$ 3,636.84	\$ 3,939.91	\$ 4,086.28	
01-030-6080	TMRS	\$ 4,923.16	\$ 4,923.16	\$ 5,333.42	\$ 5,079.80	
01-030-6081	Health Insurance	\$ 8,586.71	\$ 8,586.71	\$ 9,302.27	\$ 9,403.24	Health, Vision, Dental, Life, AD&D, STD & LTD
01-030-6084	Unemployment	\$ 9.00	\$ 9.00	\$ 9.75	\$ 117.00	
01-030-6085	Longevity	\$ 195.00	\$ 195.00	\$ 195.00	\$ 255.00	
01-030-6090	Certification Pay	\$ 600.00	\$ 550.00	\$ 600.00	\$ 600.00	
01-030-6113	Uniforms	\$ 150.00	\$ 150.00	\$ 150.00	\$ 150.00	
	Contractual					
01-030-6118	Software	\$ 3,975.00	\$ 3,975.00	\$ 3,975.00	\$ 3,975.00	
01-030-6204	MC Judge / Prosecutor	\$ 26,400.00	\$ 23,000.00	\$ 26,400.00	\$ 26,400.00	
01-030-6205	Service Contracts	\$ 54.41	\$ -	\$ -	\$ 100.00	
	Miscellaneous					
New	Capital Expenses	\$ -	\$ -	\$ -	\$ -	
01-030-6309	Memberships	\$ 60.00	\$ 55.00	\$ 55.00	\$ 55.00	
01-030-6314	Training & Travel Expenses	\$ 1,201.63	\$ 1,201.63	\$ 1,201.63	\$ 2,500.00	
	<b>Subtotal</b>	<b>\$ 105,966.77</b>	<b>\$ 99,063.64</b>	<b>\$ 108,341.72</b>	<b>\$ 110,497.74</b>	<b>\$21.55 Decrease</b>
<i>Police Department</i>						
	Personnel					
01-040-6021	Salaries	\$ 467,531.40	\$ 414,807.57	\$ 449,374.87	\$ 481,157.95	
01-040-6060	Overtime	\$ 33,651.54	\$ 26,104.64	\$ 28,280.03	\$ 20,000.00	
01-040-6070	FICA / Medicare	\$ 37,228.99	\$ 33,762.11	\$ 36,575.62	\$ 38,015.37	
01-040-6080	TMRS	\$ 44,638.29	\$ 42,380.26	\$ 45,911.95	\$ 47,258.32	
01-040-6081	Health Insurance	\$ 75,033.81	\$ 61,982.44	\$ 67,147.64	\$ 75,901.60	Health, Vision, Dental, Life, AD&D, STD & LTD
01-040-6084	Unemployment	\$ 181.00	\$ 101.85	\$ 110.34	\$ 936.00	
01-040-6085	Longevity	\$ 1,570.00	\$ 1,570.00	\$ 1,570.00	\$ 1,175.00	
01-040-6090	Certification Pay	\$ 3,897.31	\$ 3,750.00	\$ 4,062.50	\$ 6,600.00	
01-040-6303	Training	\$ 6,065.07	\$ 2,646.36	\$ 2,761.42	\$ 8,000.00	
	Supplies					
01-040-6103	Fuel	\$ 20,583.75	\$ 15,431.23	\$ 18,517.48	\$ 20,000.00	Take Home Vehicle Program

Account #	Account Description	2023-2024 Amended Budget	Current YTD	2023-2024 Projected Year End	2024-2025 Requested Budget	Notes
01-040-6113	Uniforms	\$ 9,229.79	\$ 9,229.79	\$ 9,229.79	\$ 8,000.00	
01-040-6116	Ammunition & Targets	\$ 1,017.39	\$ 1,017.39	\$ 1,017.39	\$ 1,200.00	
Contractual						
01-040-6118	Software	\$ 16,863.74	\$ 11,115.69	\$ 13,510.13	\$ 7,076.98	Central Square Public Safety Software
01-040-6205	Service Contracts	\$ 38,256.99	\$ 38,256.99	\$ 39,920.34	\$ 35,800.00	
01-040-6202	Machinery & Equipment; Equipment & Technology Maintenance	\$ 10,415.32	\$ 5,408.65	\$ 5,408.65	\$ 38,123.57	Axon/Taser Payment; Qty. 4 Bullet Resistant Vests; Digital Ally; MDT
Repair & Maintenance						
01-040-6207	Vehicle Repairs	\$ 10,025.91	\$ 10,025.91	\$ 10,025.91	\$ 12,000.00	Tires / Car Washes / Repairs
01-040-6208	Radio / MDT / Misc. Equip. & Svc.	\$ 26,360.99	\$ 26,360.99	\$ 26,360.99	\$ -	
Miscellaneous						
New	Capital Expenses	\$ -	\$ -	\$ -	\$ 10,000.00	Qty. 2 Radios / Monitors / RAM Upgrade / Portable SSD
01-040-6211	Animal Control	\$ 3,109.09	\$ 2,950.00	\$ 3,218.18	\$ 3,000.00	
01-040-6321	Miscellaneous	\$ 643.82	\$ (10,855.84)	\$ 940.66	\$ 1,000.00	
	<b>Subtotal</b>	<b>\$ 806,304.20</b>	<b>\$ 696,046.03</b>	<b>\$ 763,943.88</b>	<b>\$ 815,244.79</b>	<b>No Change</b>
<i>Emergency Management</i>						
Contractual						
01-050-8000	Lights Spectacular Security	\$ 24,049.00	\$ 24,049.00	\$ 24,049.00	\$ 20,000.00	No Additional Outside Agency / HOT Funds; City Contracts Independently with Security Co.
New	Capital Expenses	\$ -	\$ -	\$ -	\$ 2,299.00	Starlink Roam
01-050-8001	2024 Solar Eclipse	\$ 48,140.37	\$ 47,914.82	\$ 47,914.82	\$ -	
	<b>Subtotal</b>	<b>\$ 72,189.37</b>	<b>\$ 71,963.82</b>	<b>\$ 71,963.82</b>	<b>\$ 22,299.00</b>	<b>No Change</b>
<i>Buildings &amp; Technology</i>						
Contractual						
01-060-6118	Software	\$ 49,040.40	\$ 39,636.89	\$ 40,000.00	\$ 37,000.00	FundView; Granicus Agenda Software
01-060-6205	Service Contracts	\$ 48,215.54	\$ 48,215.54	\$ 48,215.54	\$ 70,259.54	Managed IT Services
01-060-6710	Janitorial Services	\$ 23,451.56	\$ 23,451.56	\$ 24,471.19	\$ 23,000.00	
Repair & Maintenance						
01-060-6203	Building Maintenance	\$ 12,454.50	\$ 12,454.50	\$ 12,454.50	\$ 7,500.00	
01-060-6705	Repairs	\$ -	\$ -	\$ -	\$ -	
Utilities						
01-060-6331	Electricity	\$ 107,715.19	\$ 95,850.75	\$ 104,564.45	\$ 104,564.45	
	<b>Subtotal</b>	<b>\$ 240,877.19</b>	<b>\$ 219,609.24</b>	<b>\$ 229,705.69</b>	<b>\$ 242,323.99</b>	<b>\$3,610.46 Increase</b>
<i>Development Services</i>						
Contractual						
01-070-6205	Service Contracts	\$ 34,127.57	\$ 33,935.34	\$ 37,841.99	\$ 20,000.00	
01-070-6715	Building Official	\$ (11,366.76)	\$ (13,768.42)	\$ (4,839.11)	\$ 40,000.00	



Account #	Account Description	2023-2024 Amended Budget	Current YTD	2023-2024 Projected Year End	2024-2025 Requested Budget	Notes
01-070-6717	City Engineer	\$ 83,660.31	\$ 83,660.31	\$ 100,392.37	\$ 50,188.89	
	<b>Subtotal</b>	<b>\$ 106,421.12</b>	<b>\$ 103,827.23</b>	<b>\$ 133,395.25</b>	<b>\$ 110,188.89</b>	<b>\$10,974.22 Decrease</b>
<i>Parks &amp; Recreation</i>						
Contractual						
01-080-6017	Pool Subcontractors	\$ 23,536.66	\$ 22,188.03	\$ 22,188.03	\$ 22,188.03	
Personnel						
01-080-6021	Salaries	\$ -	\$ -	\$ -	\$ -	
01-080-6060	Overtime	\$ 250.00	\$ -	\$ -	\$ -	
01-080-6070	FICA / Medicare	\$ 2,000.33	\$ 1,554.59	\$ 1,554.59	\$ 1,554.59	
01-080-6080	TMRs	\$ -	\$ -	\$ -	\$ -	
01-080-6081	Health Insurance	\$ -	\$ -	\$ -	\$ -	
01-080-6084	Unemployment	\$ 54.00	\$ 20.32	\$ 22.01	\$ 50.00	
01-080-6085	Longevity	\$ -	\$ -	\$ -	\$ -	
Supplies						
01-080-6103	Fuel	\$ -	\$ -	\$ -	\$ -	
01-080-6104	Pool Chemicals	\$ 11,465.33	\$ 11,465.33	\$ 12,507.63	\$ 9,137.02	
01-080-6113	Uniforms	\$ 490.64	\$ 67.98	\$ 67.98	\$ 150.00	
01-080-6114	Tools & Equipment	\$ 274.74	\$ 143.00	\$ 149.22	\$ 149.22	
Repair & Maintenance						
01-080-6332	Park Maintenance	\$ 159,666.88	\$ 136,035.54	\$ 158,697.95	\$ 42,969.00	Brightview Maintenance, Irrigation & Landscaping Services
01-080-6335	Hohenberger Maintenance	\$ 500.00	\$ -	\$ -	\$ 500.00	
Miscellaneous						
New	Capital Expenses	\$ -	\$ -	\$ -	\$ 55,612.35	Games for Parks; Permanent Float; Art Installation; Community Park (Tree Removal / Replacement, Pool Restroom Floors, Softball Field Lighting, Doors / Bathroom Enclosures, Tennis Court Signage / Lighting, Flag Pole); Memorial Park (Christmas Decorations, Signage, Solar Lighting); Welcome Signage (Solar Lighting)
01-080-6343	Special Events	\$ 34,298.22	\$ 34,165.33	\$ 35,650.78	\$ 35,000.00	City-sponsored Events
	<b>Subtotal</b>	<b>\$ 232,536.80</b>	<b>\$ 205,640.12</b>	<b>\$ 230,838.20</b>	<b>\$ 167,310.21</b>	<b>\$19,394.43 Decrease</b>
<i>Solid Waste</i>						
Personnel						
01-090-6021	Salaries	\$ -	\$ -	\$ -	\$ -	
Miscellaneous						
01-090-6714	Solid Waste Collection & Recy.	\$ 418,796.83	\$ 409,527.28	\$ 446,757.03	\$ 446,757.03	
01-090-6718	CAPCOG - Recycling Cntr.	\$ -	\$ -	\$ -	\$ -	

Account #	Account Description	2023-2024 Amended Budget	Current YTD	2023-2024 Projected Year End	2024-2025 Requested Budget	Notes
	Subtotal	\$ 418,796.83	\$ 409,527.28	\$ 446,757.03	\$ 446,757.03	\$730.09 Increase
Streets & Rights-of-Way						
Repair & Maintenance						
01-100-6122	Street Maintenance	\$ 1,086.03	\$ 1,086.03	\$ 1,133.25	\$ -	
	Subtotal	\$ 1,086.03	\$ 1,086.03	\$ 1,133.25	\$ -	No Change
	Expenditure Total	\$ 2,525,739.26	\$ 2,341,030.32	\$ 2,553,315.72	\$ 2,494,765.02	\$26,252.65 Decrease
	Surplus / (Deficit)	\$ 0.01	\$ 26,420.54	\$ (0.00)	\$ 36,296.91	
Ending Fund Balance				\$ 1,004,399.00	\$ 1,040,695.91	\$36,296.91 Increase



**INTEREST AND  
SINKING FUND BUDGET**

***FYE 2025 Interest and Sinking Fund (Restricted)***

Interest & Sinking Fund						
Account #	Account Description	2023-2024 Amended Budget	Current YTD	2023-2024 Projected Year End	2024-2025 Requested Budget	Notes
Beginning Fund Balance				\$ 31,031.00	\$ 4,423.49	\$113.83 Increase
Property Tax						
04-4001	Property Taxes	\$ 459,926.02	\$ 459,926.02	\$ 459,926.02	\$ 481,350.51	
Miscellaneous						
04-4709	Transfers In	\$ -	\$ -	\$ -	\$ -	
	Revenue Total	\$ 459,926.02	\$ 459,926.02	\$ 459,926.02	\$ 481,350.51	No Change
04-176-6306	Bond, Series 2012	\$ 119,000.00	\$ 119,000.00	\$ 119,000.00	\$ 101,500.00	
04-176-6324	Bond, Series 2015	\$ 63,373.50	\$ 63,373.50	\$ 63,373.50	\$ 62,628.50	
04-176-6329	Bond, Series 2021	\$ 42,798.00	\$ 42,798.00	\$ 42,798.00	\$ 42,006.00	
04-176-6333	Bond, Series 2023	\$ 139,416.67	\$ 139,416.67	\$ 139,416.67	\$ 155,775.00	
04-176-6344	JCPD Vehicle Lease-Purchase No. 1	\$ 37,262.47	\$ 37,262.47	\$ 37,262.47	\$ 37,262.47	
04-176-6342	JCPD Vehicle Lease-Purchase No. 2	\$ 41,064.07	\$ -	\$ 41,005.73	\$ 41,005.73	
04-176-6308	SCADA Lease-Purchase	\$ 41,172.81	\$ 41,172.81	\$ 41,172.81	\$ 41,172.81	
04-176-6321	Miscellaneous	\$ 4,615.20	\$ 2,400.00	\$ 2,504.35	\$ 4,423.49	
04-176-9471	Transfers Out	\$ -	\$ -	\$ -	\$ -	
	Expenditure Total	\$ 488,702.72	\$ 445,423.45	\$ 486,533.53	\$ 485,774.00	\$113.83 Increase
	Surplus / (Deficit)	\$ (28,776.70)	\$ 14,502.57	\$ (26,607.51)	\$ (4,423.49)	
Ending Fund Balance				\$ 4,423.49	\$ 0.00	No Change



**WATER & WASTEWATER  
UTILITY FUND BUDGET**

***FYE 2025 Water & Wastewater Utility Fund (Committed)***

Water / Wastewater Utility Fund						
Account #	Account Description	2023-2024 Amended Budget	Current YTD	2023-2024 Projected Year End	2024-2025 Requested Budget	Notes
		Beginning Net Position		\$ 3,344,287.00	\$ 3,410,793.52	\$22,128.87 Increase
03-4801	Water	\$ 424,409.84	\$ 406,080.63	\$ 442,997.05	\$ 447,427.02	1% Increase Year-over-Year
03-4802	Sewer	\$ 415,883.90	\$ 348,683.48	\$ 380,381.98	\$ 384,185.80	1% Increase Year-over-Year
03-4803	Impact Fees	\$ -	\$ -	\$ -	\$ -	
03-4804	Tap Fees	\$ 6,133.09	\$ 8,577.30	\$ 8,950.23	\$ 9,039.73	1% Increase Year-over-Year
03-4805	Late Fees	\$ 21,364.55	\$ 15,881.18	\$ 16,571.67	\$ 16,737.38	1% Increase Year-over-Year
03-4806	Service Fees	\$ 1,601.84	\$ 392.02	\$ 409.06	\$ 413.15	1% Increase Year-over-Year
03-4807	Administrative Fees	\$ 1,970.31	\$ 1,962.91	\$ 2,048.25	\$ 2,068.74	1% Increase Year-over-Year
03-6358	Loan To	\$ 126,658.41	\$ 126,658.41	\$ 126,658.41	\$ -	Commercial Meter Replacement; Loan to be Paid Back in FYE 2026
03-4900	Interest Income	\$ 6,600.98	\$ 11,539.94	\$ 12,041.68	\$ 12,162.09	1% Increase Year-over-Year
	Revenue Total	\$ 1,004,622.92	\$ 919,775.87	\$ 990,058.33	\$ 872,033.92	\$14,713.89 Increase
Personnel						
03-600-6021	Salaries	\$ 235,252.89	\$ 220,206.01	\$ 238,556.51	\$ 258,228.09	
03-600-6060	Overtime	\$ 46,903.71	\$ 46,903.71	\$ 50,812.35	\$ 50,812.35	
03-600-6070	FICA / Medicare	\$ 20,408.20	\$ 20,408.20	\$ 22,108.88	\$ 20,588.30	
03-600-6080	TMRS	\$ 25,085.30	\$ 25,085.30	\$ 27,175.74	\$ 25,594.08	
03-600-6081	Health Insurance	\$ 37,677.96	\$ 34,090.98	\$ 36,931.90	\$ 38,143.53	Health, Vision, Dental, Life, AD&D, STD & LTD
03-600-6084	Unemployment	\$ 36.02	\$ 36.02	\$ 39.02	\$ 468.00	
03-600-6085	Longevity	\$ 3,950.00	\$ 3,950.00	\$ 3,950.00	\$ 4,200.00	
03-600-6090	Certification Pay	\$ 2,475.00	\$ 2,475.00	\$ 2,681.25	\$ 2,700.00	
03-600-6303	Training	\$ 252.55	\$ -	\$ -	\$ 1,000.00	
Supplies						
03-600-6103	Fuel	\$ 22,632.55	\$ 21,231.18	\$ 25,477.42	\$ 25,477.42	
03-600-6106	Postage	\$ 6,351.63	\$ 6,351.63	\$ 6,627.79	\$ 6,627.79	Utility Billing
03-600-6113	Uniforms	\$ 6,856.87	\$ 6,645.43	\$ 6,934.36	\$ 4,000.00	
03-600-6114	Tools & Equipment	\$ 3,552.82	\$ -	\$ -	\$ 500.00	Barricades / Cones
Contractual						
03-600-6118	Software	\$ 14,909.58	\$ 14,909.58	\$ 15,557.82	\$ 13,000.00	
03-600-6205	Service Contracts	\$ 99,119.29	\$ 81,887.02	\$ 85,447.33	\$ 85,447.33	
03-600-6340	Bank Fees	\$ 123.41	\$ 39.41	\$ 41.12	\$ 41.12	
Repair & Maintenance						
03-600-6216	SCADA Improvements	\$ -	\$ -	\$ -	\$ -	
Miscellaneous						
New	Capital Expenses	\$ -	\$ -	\$ -	\$ 14,110.00	8'x10' Road Plate / Heavy Duty Tilt Trailer
03-600-6210	Operational Expenses	\$ 244,621.60	\$ 230,154.27	\$ 240,160.98	\$ 206,619.12	WWTP Blower Panel Replacement; Lift Station Panel Replacement



Beginning Net Position				\$	3,344,287.00	\$	3,410,793.52	\$22,128.87 Increase		
03-600-6304	Memberships & Licensure	\$	9,732.14	\$	9,732.14	\$	9,732.14	TRWA Membership		
Capital										
03-600-6215	Meter Replacement Prog	\$	148,538.41	\$	75,174.20	\$	85,388.21	Commercial Meter Replacement		
Transfers										
03-600-9471	Transfers Out	\$	76,143.00	\$	76,143.00	\$	-	Transfer Out to General Fund		
	Expenditure Total	\$	1,004,622.93	\$	875,423.08	\$	923,551.81	\$	852,677.47	\$4,642.56 Decrease
	Surplus / (Deficit)	\$	(0.01)	\$	44,352.79	\$	66,506.52	\$	19,356.44	
Ending Net Position				\$	3,410,793.52	\$	3,430,149.96	\$41,485.30 Increase		



**HOTEL OCCUPANCY TAX  
FUND BUDGET**

***FYE 2025 Hotel Occupancy Tax Fund (Restricted)***

Hotel Occupancy Tax Fund						
Account #	Account Description	2023-2024 Amended Budget	Current YTD	2023-2024 Projected Year End	2024-2025 Requested Budget	Notes
			Beginning Fund Balance	\$ 139,982.00	\$ 165,750.29	\$1,508.46 Increase
02-4105	Special Revenue	\$ 160,484.15	\$ 144,888.32	\$ 160,484.15	\$ 160,484.15	
02-4900	Interest Income	\$ 1,712.84	\$ 3,849.81	\$ 4,017.19	\$ 4,017.19	
	Revenue Total	\$ 162,196.99	\$ 148,738.13	\$ 164,501.34	\$ 164,501.34	\$182.60 Decrease
Personnel						
02-126-6021	Salaries	\$ 21,558.42	\$ 12,704.40	\$ 13,763.10	\$ 20,166.59	
02-126-6060	Overtime	\$ 500.00	\$ -	\$ -	\$ 250.00	
02-126-6070	FICA / Medicare	\$ 1,660.69	\$ 968.42	\$ 1,049.12	\$ 1,554.22	
02-126-6084	Unemployment	\$ 9.00	\$ 8.99	\$ 9.74	\$ 117.00	
02-126-6113	Uniforms	\$ 150.00	\$ -	\$ -	\$ 150.00	
New	Training	\$ -	\$ -	\$ -	\$ 3,100.00	
Miscellaneous						
New	Office Supplies	\$ -	\$ -	\$ -	\$ 500.00	
02-126-6307	HOT Advertising	\$ -	\$ -	\$ -	\$ -	
02-126-6321	Miscellaneous HOT Expenditures	\$ 37,671.30	\$ 26,660.69	\$ 27,819.85	\$ 84,047.16	JCTX Jazz & Art Festival; James Polk Johnson Historic Cemetery Restoration, including Fencing & Signage; Event Center Bathrooms
Contractual						
02-126-7002	Marketing Services / Advertising	\$ 69,000.00	\$ 61,000.00	\$ 69,000.00	\$ 48,000.00	Marketing Contract
02-126-7003	Visitor Center	\$ 31,647.58	\$ 25,962.44	\$ 27,091.24	\$ 6,616.37	Rent/Utilities
	Expenditure Total	\$ 162,196.99	\$ 127,304.94	\$ 138,733.05	\$ 164,501.34	\$182.60 Decrease
	Surplus / (Deficit)	\$ (0.00)	\$ 21,433.19	\$ 25,768.29	\$ 0.00	
			Ending Fund Balance	\$ 165,750.29	\$ 165,750.29	\$1,508.46 Increase



***FYE 2025 Capital Replacement Fund (Committed)***

Capital Replacement Fund						
Account #	Account Description	2023-2024 Amended Budget	Current YTD	2023-2024 Projected Year End	2024-2025 Requested Budget	Notes
Beginning Fund Balance				\$ 2,359,880.00	\$ 575,592.91	\$256,042.50 Increase
Miscellaneous						
06-4105	Special Revenue	\$ -	\$ 200.00	\$ 200.00	\$ -	
06-4900	Interest Income	\$ 27,778.09	\$ 90,380.65	\$ 94,310.24	\$ 31,436.75	
Capital Replacement Revenues						
06-4108	CDBG Fire Hydrant Grant	\$ 350,000.00	\$ 17,775.00	\$ 17,775.00	\$ 332,225.00	
06-4708	Lease / Purchase No. 2 (PD Vehicles)	\$ 172,437.02	\$ -	\$ -	\$ -	
06-4711	Police Department Sale	\$ -	\$ 34,821.09	\$ 34,821.09	\$ -	
	Revenue Total	\$ 550,215.11	\$ 143,176.74	\$ 147,106.33	\$ 363,661.75	\$330,796.06 Increase
Capital						
06-226-6345	Water / WW Improvements (COVID 19)	\$ 480,179.96	\$ 469,035.00	\$ 469,035.00	\$ -	
06-226-6348	Police Dept Expenses	\$ 172,437.02	\$ 13,266.88	\$ 13,266.88	\$ 193,746.23	Police Dept. Vehicles
06-226-6349	CDBG Fire Hydrant Grant	\$ 362,134.47	\$ 131,649.80	\$ 131,649.80	\$ 230,484.67	
06-226-6350	CDBG Fire Hydrant Grant Match	\$ 35,000.00	\$ 25,675.00	\$ 33,575.00	\$ -	Project Engineer
06-226-6351	ARPA Administration	\$ 31,503.83	\$ 7,000.00	\$ 8,402.00	\$ -	
06-226-6353	Police Department Expansion	\$ 184,975.83	\$ 3,000.00	\$ 3,000.00	\$ 89,517.43	Architect; Does Not Include FYE 2026 Payback of Loan to Utility Fund
06-226-6356	2023 Street Improvements	\$ 1,466,508.19	\$ 1,145,806.33	\$ 1,145,806.33	\$ 425,506.34	
06-226-6357	Loan From	\$ -	\$ 126,658.41	\$ 126,658.41	\$ -	Commercial Meter Replacement; Loan to be Paid Back in FYE 2026
Contractual						
06-226-6340	Bank Fees	\$ -	\$ -	\$ -	\$ -	
	Expenditure Total	\$ 2,732,739.30	\$ 1,922,091.42	\$ 1,931,393.42	\$ 939,254.67	\$586,838.57 Increase
	Surplus / (Deficit)	\$ (2,182,524.19)	\$ (1,778,914.68)	\$ (1,784,287.09)	\$ (575,592.92)	
Ending Fund Balance				\$ 575,592.91	\$ (0.01)	No Change





***FYE 2025 Municipal Court Security & Technology Funds (Restricted)***

Municipal Court Building Security Fund						
Account #	Account Description	2023-2024 Amended Budget	Current YTD	2023-2024 Projected Year End	2024-2025 Requested Budget	Notes
Beginning Fund Balance				\$ 2,614.00	\$ 3,619.70	\$36.56 Increase
08-4007	Municipal Court Bldg Sec Fund	\$ 935.07	\$ 963.80	\$ 1,005.70	\$ 1,005.70	
	Revenue Total	\$ 935.07	\$ 963.80	\$ 1,005.70	\$ 1,005.70	\$36.56 Increase
08-276-6097	Court Security Expenditures	\$ 3,502.15	\$ -	\$ -	\$ 4,625.41	
	Expenditure Total	\$ 3,502.15	\$ -	\$ -	\$ 4,625.41	\$73.13 Increase
	Surplus / (Deficit)	\$ (2,567.08)	\$ 963.80	\$ 1,005.70	\$ (3,619.70)	
Ending Fund Balance				\$ 3,619.70	\$ -	No Change

Municipal Court Technology Fund						
Account #	Account Description	2023-2024 Amended Budget	Current YTD	2023-2024 Projected Year End	2024-2025 Requested Budget	Notes
Beginning Fund Balance				\$ 2,368.00	\$ 88.47	\$28.08 Increase
07-4008	Municipal Court Technology Fund	\$ 809.23	\$ 824.09	\$ 859.92	\$ 859.92	
	Revenue Total	\$ 809.23	\$ 824.09	\$ 859.92	\$ 859.92	\$28.08 Increase
07-251-6096	Court Tech Expenditures	\$ 3,139.45	\$ 3,139.45	\$ 3,139.45	\$ 948.39	
	Expenditure Total	\$ 3,139.45	\$ 3,139.45	\$ 3,139.45	\$ 948.39	\$56.16 Increase
	Surplus / (Deficit)	\$ (2,330.22)	\$ (2,315.36)	\$ (2,279.53)	\$ (88.47)	
Ending Fund Balance				\$ 88.47	\$ 0.00	No Change



**VEHICLE EQUIPMENT REPLACEMENT  
PROGRAM FUND BUDGET**

***FYE 2025 Vehicle Equipment Replacement Fund (Restricted)***

Vehicle Equipment & Replacement Program Fund						
Account #	Account Description	2023-2024 Amended Budget	Current YTD	2023-2024 Projected Year End	2024-2025 Requested Budget	Notes
Beginning Fund Balance				\$ 182,707.00	\$ 154,492.23	\$66,884.82 Increase
05-4014	Lease-Purchase No. 1 (PW Equipment)	\$ -	\$ -	\$ -	\$ -	
05-4017	Lease-Purchase No. 2 (PW Vehicle)	\$ 64,144.00	\$ -	\$ -	\$ -	
05-4005	VERP Revenue	\$ 67,420.52	\$ 78,319.18	\$ 85,439.11	\$ 71,939.06	
05-4900	Interest Income	\$ 6,843.11	\$ 2,927.43	\$ 3,054.71	\$ 3,054.71	
	Revenue Total	\$ 138,407.63	\$ 81,246.61	\$ 88,493.82	\$ 74,993.77	\$1,109.81 Increase
Capital						
05-000-6340	Bank Fees	\$ 10.91	\$ -	\$ -	\$ 10.00	
05-201-6091	Lease-Purchase No. 1 (PW Equipment)	\$ 68,308.27	\$ 68,308.27	\$ 68,308.27	\$ 68,308.27	Dewatering Sludge Trailer for WWTP; Loader Backhoe (Annual Payment)
New	Lease-Purchase No. 2 (PW Vehicle)	\$ 75,736.33	\$ -	\$ 11,592.33	\$ 75,736.33	Public Works Vehicle (Annual Payment)
05-201-6094	VERP Expenditures	\$ 23,220.20	\$ 35,274.32	\$ 36,807.99	\$ 15,000.00	
	Expenditure Total	\$ 167,275.71	\$ 103,582.59	\$ 116,708.59	\$ 159,054.60	\$64,144.00 Increase
	Surplus / (Deficit)	\$ (28,868.08)	\$ (22,335.98)	\$ (28,214.77)	\$ (84,060.83)	
Ending Fund Balance				\$ 154,492.23	\$ 70,431.39	\$3,850.62 Increase



***FYE 2025 Parks & Recreation Fund (Restricted)***



Parks & Recreation Fund						
Account #	Account Description	2023-2024 Amended Budget	Current YTD	2023-2024 Projected Year End	2024-2025 Requested Budget	Notes
Beginning Fund Balance				\$ 601.00	\$ 601.67	No Change
09-4105	Special Revenue	\$ -	\$ 0.67	\$ 0.67	\$ -	
09-4709	Transfers In	\$ -	\$ -	\$ -	\$ -	
	Revenue Total	\$ -	\$ 0.67	\$ 0.67	\$ -	No Change
09-301-6098	Parks & Rec Expenditures	\$ -	\$ -	\$ -	\$ -	
	Expenditure Total	\$ -	\$ -	\$ -	\$ -	No Change
	Surplus / (Deficit)	\$ -	\$ 0.67	\$ 0.67	\$ -	
Ending Fund Balance				\$ 601.67	\$ 601.67	No Change



***FYE 2025 Local Truancy Prevention and Diversion Fund (Restricted)***

Local Truancy & Prevention Fund						
Account #	Account Description	2023-2024 Amended Budget	Current YTD	2023-2024 Projected Year End	2024-2025 Requested Budget	Notes
		Beginning Fund Balance		\$ 1,916.00	\$ 2,232.84	\$12.25 Decrease
10-4009	Local Truancy Prev & Diversion Fund	\$ 863.55	\$ 303.64	\$ 316.84	\$ 316.84	
	Revenue Total	\$ 863.55	\$ 303.64	\$ 316.84	\$ 316.84	\$12.25 Decrease
10-326-6099	LTP Expenditures	\$ 2,730.11	\$ -	\$ -	\$ 2,549.68	
	Expenditure Total	\$ 2,730.11	\$ -	\$ -	\$ 2,549.68	\$24.51 Decrease
	Surplus / (Deficit)	\$ (1,866.56)	\$ 303.64	\$ 316.84	\$ (2,232.84)	
		Ending Fund Balance		\$ 2,232.84	\$ 0.00	No Change



**MUNICIPAL JURY  
FUND BUDGET**

***FYE 2025 Municipal Jury Fund (Restricted)***

Municipal Jury Fund						
Account #	Account Description	2023-2024 Amended Budget	Current YTD	2023-2024 Projected Year End	2024-2025 Requested Budget	Notes
Beginning Fund Balance				\$ 41.00	\$ 59.99	\$0.82 Increase
11-4010	Municipal Jury Fund	\$ 17.27	\$ 18.20	\$ 18.99	\$ 18.99	
	Revenue Total	\$ 17.27	\$ 18.20	\$ 18.99	\$ 18.99	\$0.82 Increase
11-351-6100	Court Jury Expenditures	\$ 56.54	\$ -	\$ -	\$ 78.98	
	Expenditure Total	\$ 56.54	\$ -	\$ -	\$ 78.98	\$1.63 Increase
	Surplus / (Deficit)	\$ (39.27)	\$ 18.20	\$ 18.99	\$ (59.99)	
Ending Fund Balance				\$ 59.99	\$ 0.00	No Change



**IMPACT FEE  
FUND BUDGET**



***FYE 2025 Impact Fee Fund (Restricted)***

Impact Fee Fund						
Account #	Account Description	2023-2024 Amended Budget	Current YTD	2023-2024 Projected Year End	2024-2025 Requested Budget	Notes
Beginning Fund Balance				\$ 48,500.00	\$ 64,012.82	\$12,949 Increase
12-4900	Interest Income	\$ 179.45	\$ 837.78	\$ 874.21	\$ 874.21	
12-4803	Impact Fees	\$ 48,730.91	\$ 26,261.80	\$ 27,403.62	\$ 27,403.62	
	Revenue Total	\$ 48,910.36	\$ 27,099.58	\$ 28,277.82	\$ 28,277.82	\$1,285.36 Decrease
12-361-6501	Impact Fee Expenses	\$ 20,000.00	\$ 12,765.00	\$ 12,765.00	\$ 92,290.65	
	Expenditure Total	\$ 20,000.00	\$ 12,765.00	\$ 12,765.00	\$ 92,290.65	\$11,664.29 Increase
	Surplus / (Deficit)	\$ 28,910.36	\$ 14,334.58	\$ 15,512.82	\$ (64,012.83)	
Ending Fund Balance				\$ 64,012.82	\$ (0.00)	No Change



**OPIOID ABATEMENT  
FUND BUDGET**

***FYE 2025 Opioid Abatement Fund (Restricted)***

Opioid Abatement Fund						
Account #	Account Description	2023-2024 Amended Budget	Current YTD	2023-2024 Projected Year End	2024-2025 Requested Budget	Notes
Beginning Fund Balance				\$ 1,124.00	\$ 1,352.17	\$10.37 Decrease
13-4105	Special Revenue	\$ 1,226.17	\$ 218.66	\$ 228.17	\$ 228.17	
	Revenue Total	\$ 1,226.17	\$ 218.66	\$ 228.17	\$ 228.17	\$10.37 Decrease
New	Opiod Abatement Expenses	\$ 2,452.34	\$ -	\$ -	\$ 1,580.33	
	Expenditure Total	\$ 2,452.34	\$ -	\$ -	\$ 1,580.33	\$20.75 Decrease
	Surplus / (Deficit)	\$ (1,226.17)	\$ 218.66	\$ 228.17	\$ (1,352.16)	
Ending Fund Balance				\$ 1,352.17	\$ 0.00	No Change




**SPLASH PAD  
FUND BUDGET**

***FYE 2025 Splash Pad Fund (Committed)***

Splash Pad Fund						
Account #	Account Description	2023-2024 Amended Budget	Current YTD	2023-2024 Projected Year End	2024-2025 Requested Budget	Notes
Beginning Fund Balance				\$ -	\$ 10,475.11	No Change
New	Transfer In	\$ 10,000.00	\$ 10,475.11	\$ 10,475.11	\$ 10,000.00	
	Revenue Total	\$ 10,000.00	\$ 10,475.11	\$ 10,475.11	\$ 10,000.00	No Change
New	Splash Pad Expenses	\$ -	\$ -	\$ -	\$ -	
	Expenditure Total	\$ -	\$ -	\$ -	\$ -	No Change
	Surplus / (Deficit)	\$ 10,000.00	\$ 10,475.11	\$ 10,475.11	\$ 10,000.00	
Ending Fund Balance				\$ 10,475.11	\$ 20,475.11	No Change



## Appendix A



# 2024 Tax Rate Calculation Worksheet

## Taxing Units Other Than School Districts or Water Districts

Form 50-856

CITY OF JC

Taxing Unit Name

303 E. Pecan Drive, P.O. Box 369, Johnson City, 78636

Taxing Unit's Address, City, State, ZIP Code

(830) 868-7111

Phone (area code and number)

<https://www.johnsoncitytx.org/>

Taxing Unit's Website Address

**GENERAL INFORMATION:** Tax Code Section 26.04(c) requires an officer or employee designated by the governing body to calculate the no-new-revenue (NNR) tax rate and voter-approval tax rate for the taxing unit. These tax rates are expressed in dollars per \$100 of taxable value calculated. The calculation process starts after the chief appraiser delivers to the taxing unit the certified appraisal roll and the estimated values of properties under protest. The designated officer or employee shall certify that the officer or employee has accurately calculated the tax rates and used values shown for the certified appraisal roll or certified estimate. The officer or employee submits the rates to the governing body by Aug. 7 or as soon thereafter as practicable.

School districts do not use this form, but instead use Comptroller Form 50-859 *Tax Rate Calculation Worksheet, School District without Chapter 313 Agreements* or Comptroller Form 50-884 *Tax Rate Calculation Worksheet, School District with Chapter 313 Agreements*.

Water districts as defined under Water Code Section 49.001(1) do not use this form, but instead use Comptroller Form 50-858 *Water District Voter-Approval Tax Rate Worksheet for Low Tax Rate and Developing Districts* or Comptroller Form 50-860 *Developed Water District Voter-Approval Tax Rate Worksheet*.

The Comptroller's office provides this worksheet to assist taxing units in determining tax rates. The information provided in this worksheet is offered as technical assistance and not legal advice. Taxing units should consult legal counsel for interpretations of law regarding tax rate preparation and adoption.

### SECTION 1: No-New-Revenue Tax Rate

The NNR tax rate enables the public to evaluate the relationship between taxes for the prior year and for the current year based on a tax rate that would produce the same amount of taxes (no new taxes) if applied to the same properties that are taxed in both years. When appraisal values increase, the NNR tax rate should decrease.

The NNR tax rate for a county is the sum of the NNR tax rates calculated for each type of tax the county levies.

While uncommon, it is possible for a taxing unit to provide an exemption for only maintenance and operations taxes. In this case, the taxing unit will need to calculate the NNR tax rate separately for the maintenance and operations tax and the debt tax, then add the two components together.

Line	No-New-Revenue Tax Rate Worksheet	Amount/Rate
1.	<b>Prior year total taxable value.</b> Enter the amount of the prior year taxable value on the prior year tax roll today. Include any adjustments since last year's certification; exclude Tax Code Section 25.25(d) one-fourth and one-third over-appraisal corrections from these adjustments. Exclude any property value subject to an appeal under Chapter 42 as of July 25 (will add undisputed value in Line 6). This total includes the taxable value of homesteads with tax ceilings (will deduct in Line 2) and the captured value for tax increment financing (adjustment is made by deducting TIF taxes, as reflected in Line 17). <sup>1</sup>	\$ 350,658,876
2.	<b>Prior year tax ceilings.</b> Counties, cities and junior college districts. Enter the prior year total taxable value of homesteads with tax ceilings. These include the homesteads of homeowners age 65 or older or disabled. Other taxing units enter 0. If your taxing unit adopted the tax ceiling provision last year or a prior year for homeowners age 65 or older or disabled, use this step. <sup>2</sup>	\$ 43,878,485
3.	<b>Preliminary prior year adjusted taxable value.</b> Subtract Line 2 from Line 1.	\$ 306,780,391
4.	<b>Prior year total adopted tax rate.</b>	\$ 0.3569 /\$100
5.	<b>Prior year taxable value lost because court appeals of ARB decisions reduced the prior year's appraised value.</b>  A. Original prior year ARB values: ..... \$ 0 B. Prior year values resulting from final court decisions: ..... - \$ 0 C. Prior year value loss. Subtract B from A. <sup>3</sup>	\$ 0
6.	<b>Prior year taxable value subject to an appeal under Chapter 42, as of July 25.</b>  A. Prior year ARB certified value: ..... \$ 8,140,454 B. Prior year disputed value: ..... - \$ 2,303,046 C. Prior year undisputed value. Subtract B from A. <sup>4</sup>	\$ 5,837,408
7.	<b>Prior year Chapter 42 related adjusted values.</b> Add Line 5C and Line 6C.	\$ 5,837,408

<sup>1</sup> Tex. Tax Code §26.012(14)<sup>2</sup> Tex. Tax Code §26.012(14)<sup>3</sup> Tex. Tax Code §26.012(13)<sup>4</sup> Tex. Tax Code §26.012(13)

Line	No-New-Revenue Tax Rate Worksheet	Amount/Rate
8.	<b>Prior year taxable value, adjusted for actual and potential court-ordered adjustments.</b> Add Line 3 and Line 7.	\$ 312,617,799
9.	<b>Prior year taxable value of property in territory the taxing unit deannexed after Jan. 1, 2024.</b> Enter the prior year value of property in deannexed territory. <sup>5</sup>	\$ 0
10.	<b>Prior year taxable value lost because property first qualified for an exemption in the current year.</b> If the taxing unit increased an original exemption, use the difference between the original exempted amount and the increased exempted amount. Do not include value lost due to freeport, goods-in-transit, temporary disaster exemptions. Note that lowering the amount or percentage of an existing exemption in the current year does not create a new exemption or reduce taxable value. <p><b>A. Absolute exemptions.</b> Use prior year market value: ..... \$ 212,150</p> <p><b>B. Partial exemptions.</b> Current year exemption amount or current year percentage exemption times prior year value: ..... + \$ 12,000</p> <p><b>C. Value loss.</b> Add A and B.<sup>6</sup></p>	\$ 224,150
11.	<b>Prior year taxable value lost because property first qualified for agricultural appraisal (1-d or 1-d-1), timber appraisal, recreational/scenic appraisal or public access airport special appraisal in the current year.</b> Use only properties that qualified for the first time in the current year; do not use properties that qualified in the prior year. <p><b>A. Prior year market value:</b> ..... \$ 0</p> <p><b>B. Current year productivity or special appraised value:</b> ..... - \$ 0</p> <p><b>C. Value loss.</b> Subtract B from A.<sup>7</sup></p>	\$ 0
12.	<b>Total adjustments for lost value.</b> Add Lines 9, 10C and 11C.	\$ 224,150
13.	<b>Prior year captured value of property in a TIF.</b> Enter the total value of the prior year captured appraised value of property taxable by a taxing unit in a tax increment financing zone for which the prior year taxes were deposited into the tax increment fund. <sup>8</sup> If the taxing unit has no captured appraised value in line 18D, enter 0.	\$ 0
14.	<b>Prior year total value.</b> Subtract Line 12 and Line 13 from Line 8.	\$ 312,393,649
15.	<b>Adjusted prior year total levy.</b> Multiply Line 4 by Line 14 and divide by \$100.	\$ 1,114,932
16.	<b>Taxes refunded for years preceding the prior tax year.</b> Enter the amount of taxes refunded by the taxing unit for tax years preceding the prior tax year. Types of refunds include court decisions, Tax Code Section 25.25(b) and (c) corrections and Tax Code Section 31.11 payment errors. Do not include refunds for the prior tax year. This line applies only to tax years preceding the prior tax year. <sup>9</sup>	\$ 1,000
17.	<b>Adjusted prior year levy with refunds and TIF adjustment.</b> Add Lines 15 and 16. <sup>10</sup>	\$ 1,115,932
18.	<b>Total current year taxable value on the current year certified appraisal roll today.</b> This value includes only certified values or certified estimate of values and includes the total taxable value of homesteads with tax ceilings (will deduct in Line 20). These homesteads include homeowners age 65 or older or disabled. <sup>11</sup> <p><b>A. Certified values:</b> ..... \$ 381,998,394</p> <p><b>B. Counties:</b> Include railroad rolling stock values certified by the Comptroller's office: ..... + \$ 0</p> <p><b>C. Pollution control and energy storage system exemption:</b> Deduct the value of property exempted for the current tax year for the first time as pollution control or energy storage system property: ..... - \$ 0</p> <p><b>D. Tax increment financing:</b> Deduct the current year captured appraised value of property taxable by a taxing unit in a tax increment financing zone for which the current year taxes will be deposited into the tax increment fund. Do not include any new property value that will be included in Line 23 below.<sup>12</sup> ..... - \$ 0</p> <p><b>E. Total current year value.</b> Add A and B, then subtract C and D.</p>	\$ 381,998,394

<sup>5</sup> Tex. Tax Code §26.012(15)<sup>6</sup> Tex. Tax Code §26.012(15)<sup>7</sup> Tex. Tax Code §26.012(15)<sup>8</sup> Tex. Tax Code §26.03(c)<sup>9</sup> Tex. Tax Code §26.012(13)<sup>10</sup> Tex. Tax Code §26.012(13)<sup>11</sup> Tex. Tax Code §26.012, 26.04(c-2)<sup>12</sup> Tex. Tax Code §26.03(c)

Line	No-New-Revenue Tax Rate Worksheet	Amount/Rate
19.	<b>Total value of properties under protest or not included on certified appraisal roll.</b> <sup>13</sup> <b>A. Current year taxable value of properties under protest.</b> The chief appraiser certifies a list of properties still under ARB protest. The list shows the appraisal district's value and the taxpayer's claimed value, if any, or an estimate of the value if the taxpayer wins. For each of the properties under protest, use the lowest of these values. Enter the total value under protest. <sup>14</sup> ..... \$ 0 <b>B. Current year value of properties not under protest or included on certified appraisal roll.</b> The chief appraiser gives taxing units a list of those taxable properties that the chief appraiser knows about but are not included in the appraisal roll certification. These properties also are not on the list of properties that are still under protest. On this list of properties, the chief appraiser includes the market value, appraised value and exemptions for the preceding year and a reasonable estimate of the market value, appraised value and exemptions for the current year. Use the lower market, appraised or taxable value (as appropriate). Enter the total value of property not on the certified roll. <sup>15</sup> ..... + \$ 0 <b>C. Total value under protest or not certified.</b> Add A and B.	\$ 0
20.	<b>Current year tax ceilings.</b> Counties, cities and junior colleges enter current year total taxable value of homesteads with tax ceilings. These include the homesteads of homeowners age 65 or older or disabled. Other taxing units enter 0. If your taxing unit adopted the tax ceiling provision in the prior year or a previous year for homeowners age 65 or older or disabled, use this step. <sup>16</sup>	\$ 48,284,344
21.	<b>Current year total taxable value.</b> Add Lines 18E and 19C. Subtract Line 20. <sup>17</sup>	\$ 333,714,050
22.	<b>Total current year taxable value of properties in territory annexed after Jan. 1, of the prior year.</b> Include both real and personal property. Enter the current year value of property in territory annexed. <sup>18</sup>	\$ 0
23.	<b>Total current year taxable value of new improvements and new personal property located in new improvements.</b> New means the item was not on the appraisal roll in the prior year. An improvement is a building, structure, fixture or fence erected on or affixed to land. New additions to existing improvements may be included if the appraised value can be determined. New personal property in a new improvement must have been brought into the taxing unit after Jan. 1, of the prior year and be located in a new improvement. New improvements <b>do</b> include property on which a tax abatement agreement has expired for the current year. <sup>19</sup>	\$ 4,109,672
24.	<b>Total adjustments to the current year taxable value.</b> Add Lines 22 and 23.	\$ 4,109,672
25.	<b>Adjusted current year taxable value.</b> Subtract Line 24 from Line 21.	\$ 329,604,378
26.	<b>Current year NNR tax rate.</b> Divide Line 17 by Line 25 and multiply by \$100. <sup>20</sup>	\$ 0.3385 /\$100
27.	<b>COUNTIES ONLY.</b> Add together the NNR tax rates for each type of tax the county levies. The total is the current year county NNR tax rate. <sup>21</sup>	\$ 0.0000 /\$100

## SECTION 2: Voter-Approval Tax Rate

The voter-approval tax rate is the highest tax rate that a taxing unit may adopt without holding an election to seek voter approval of the rate. The voter-approval tax rate is split into two separate rates:

- Maintenance and Operations (M&O) Tax Rate:** The M&O portion is the tax rate that is needed to raise the same amount of taxes that the taxing unit levied in the prior year plus the applicable percentage allowed by law. This rate accounts for such things as salaries, utilities and day-to-day operations.
- Debt Rate:** The debt rate includes the debt service necessary to pay the taxing unit's debt payments in the coming year. This rate accounts for principal and interest on bonds and other debt secured by property tax revenue.

The voter-approval tax rate for a county is the sum of the voter-approval tax rates calculated for each type of tax the county levies. In most cases the voter-approval tax rate exceeds the no-new-revenue tax rate, but occasionally decreases in a taxing unit's debt service will cause the NNR tax rate to be higher than the voter-approval tax rate.

Line	Voter-Approval Tax Rate Worksheet	Amount/Rate
28.	<b>Prior year M&amp;O tax rate.</b> Enter the prior year M&O tax rate.	\$ 0.2085 /\$100
29.	<b>Prior year taxable value, adjusted for actual and potential court-ordered adjustments.</b> Enter the amount in Line 8 of the <i>No-New-Revenue Tax Rate Worksheet</i> .	\$ 312,617,799

<sup>13</sup> Tex. Tax Code §26.01(c) and (d)

<sup>14</sup> Tex. Tax Code §26.01(c)

<sup>15</sup> Tex. Tax Code §26.01(d)

<sup>16</sup> Tex. Tax Code §26.012(6)(B)

<sup>17</sup> Tex. Tax Code §26.012(6)

<sup>18</sup> Tex. Tax Code §26.012(17)

<sup>19</sup> Tex. Tax Code §26.012(17)

<sup>20</sup> Tex. Tax Code §26.04(c)

<sup>21</sup> Tex. Tax Code §26.04(d)

Line	Voter-Approval Tax Rate Worksheet	Amount/Rate
30.	<b>Total prior year M&amp;O levy.</b> Multiply Line 28 by Line 29 and divide by \$100	\$ 651,808
31.	<b>Adjusted prior year levy for calculating NNR M&amp;O rate.</b> <b>A. M&amp;O taxes refunded for years preceding the prior tax year.</b> Enter the amount of M&O taxes refunded in the preceding year for taxes before that year. Types of refunds include court decisions, Tax Code Section 25.25(b) and (c) corrections and Tax Code Section 31.11 payment errors. Do not include refunds for tax year 2023. This line applies only to tax years preceding the prior tax year..... + \$ 702 <b>B. Prior year taxes in TIF.</b> Enter the amount of taxes paid into the tax increment fund for a reinvestment zone as agreed by the taxing unit. If the taxing unit has no current year captured appraised value in Line 18D, enter 0..... - \$ 0 <b>C. Prior year transferred function.</b> If discontinuing all of a department, function or activity and transferring it to another taxing unit by written contract, enter the amount spent by the taxing unit discontinuing the function in the 12 months preceding the month of this calculation. If the taxing unit did not operate this function for this 12-month period, use the amount spent in the last full fiscal year in which the taxing unit operated the function. The taxing unit discontinuing the function will subtract this amount in D below. The taxing unit receiving the function will add this amount in D below. Other taxing units enter 0. .... +/- \$ 0 <b>D. Prior year M&amp;O levy adjustments.</b> Subtract B from A. For taxing unit with C, subtract if discontinuing function and add if receiving function. .... \$ 702 <b>E.</b> Add Line 30 to 31D.	\$ 652,510
32.	<b>Adjusted current year taxable value.</b> Enter the amount in Line 25 of the <i>No-New-Revenue Tax Rate Worksheet</i> .	\$ 329,604,378
33.	<b>Current year NNR M&amp;O rate (unadjusted).</b> Divide Line 31E by Line 32 and multiply by \$100.	\$ 0.1979 /\$100
34.	<b>Rate adjustment for state criminal justice mandate.</b> <sup>23</sup> <b>A. Current year state criminal justice mandate.</b> Enter the amount spent by a county in the previous 12 months providing for the maintenance and operation cost of keeping inmates in county-paid facilities after they have been sentenced. Do not include any state reimbursement received by the county for the same purpose. \$ 0 <b>B. Prior year state criminal justice mandate.</b> Enter the amount spent by a county in the 12 months prior to the previous 12 months providing for the maintenance and operation cost of keeping inmates in county-paid facilities after they have been sentenced. Do not include any state reimbursement received by the county for the same purpose. Enter zero if this is the first time the mandate applies. .... - \$ 0 <b>C.</b> Subtract B from A and divide by Line 32 and multiply by \$100..... \$ 0.0000 /\$100 <b>D.</b> Enter the rate calculated in C. If not applicable, enter 0.	\$ 0.0000 /\$100
35.	<b>Rate adjustment for indigent health care expenditures.</b> <sup>24</sup> <b>A. Current year indigent health care expenditures.</b> Enter the amount paid by a taxing unit providing for the maintenance and operation cost of providing indigent health care for the period beginning on July 1, of the prior tax year and ending on June 30, of the current tax year, less any state assistance received for the same purpose. \$ 0 <b>B. Prior year indigent health care expenditures.</b> Enter the amount paid by a taxing unit providing for the maintenance and operation cost of providing indigent health care for the period beginning on July 1, 2022 and ending on June 30, 2023, less any state assistance received for the same purpose. .... - \$ 0 <b>C.</b> Subtract B from A and divide by Line 32 and multiply by \$100..... \$ 0.0000 /\$100 <b>D.</b> Enter the rate calculated in C. If not applicable, enter 0.	\$ 0.0000 /\$100

<sup>22</sup> [Reserved for expansion]<sup>23</sup> Tex. Tax Code §26.044<sup>24</sup> Tex. Tax Code §26.0441

Line	Voter-Approval Tax Rate Worksheet	Amount/Rate
36.	<b>Rate adjustment for county indigent defense compensation.</b> <sup>25</sup> <b>A. Current year indigent defense compensation expenditures.</b> Enter the amount paid by a county to provide appointed counsel for indigent individuals and fund the operations of a public defender's office under Article 26.044, Code of Criminal Procedure for the period beginning on July 1, of the prior tax year and ending on June 30, of the current tax year, less any state grants received by the county for the same purpose. . . . . \$ 0 <b>B. Prior year indigent defense compensation expenditures.</b> Enter the amount paid by a county to provide appointed counsel for indigent individuals and fund the operations of a public defender's office under Article 26.044, Code of Criminal Procedure for the period beginning on July 1, 2022 and ending on June 30, 2023, less any state grants received by the county for the same purpose. . . . . \$ 0 <b>C.</b> Subtract B from A and divide by Line 32 and multiply by \$100. . . . . \$ 0.0000 /\$100 <b>D.</b> Multiply B by 0.05 and divide by Line 32 and multiply by \$100. . . . . \$ 0.0000 /\$100 <b>E.</b> Enter the lesser of C and D. If not applicable, enter 0.	\$ 0.0000 /\$100
37.	<b>Rate adjustment for county hospital expenditures.</b> <sup>26</sup> <b>A. Current year eligible county hospital expenditures.</b> Enter the amount paid by the county or municipality to maintain and operate an eligible county hospital for the period beginning on July 1, of the prior tax year and ending on June 30, of the current tax year. . . . . \$ 0 <b>B. Prior year eligible county hospital expenditures.</b> Enter the amount paid by the county or municipality to maintain and operate an eligible county hospital for the period beginning on July 1, 2022 and ending on June 30, 2023. . . . . \$ 0 <b>C.</b> Subtract B from A and divide by Line 32 and multiply by \$100. . . . . \$ 0.0000 /\$100 <b>D.</b> Multiply B by 0.08 and divide by Line 32 and multiply by \$100. . . . . \$ 0.0000 /\$100 <b>E.</b> Enter the lesser of C and D, if applicable. If not applicable, enter 0.	\$ 0.0000 /\$100
38.	<b>Rate adjustment for defunding municipality.</b> This adjustment only applies to a municipality that is considered to be a defunding municipality for the current tax year under Chapter 109, Local Government Code. Chapter 109, Local Government Code only applies to municipalities with a population of more than 250,000 and includes a written determination by the Office of the Governor. See Tax Code Section 26.0444 for more information. <b>A. Amount appropriated for public safety in the prior year.</b> Enter the amount of money appropriated for public safety in the budget adopted by the municipality for the preceding fiscal year . . . . . \$ 0 <b>B. Expenditures for public safety in the prior year.</b> Enter the amount of money spent by the municipality for public safety during the preceding fiscal year. . . . . \$ 0 <b>C.</b> Subtract B from A and divide by Line 32 and multiply by \$100 . . . . . \$ 0.0000 /\$100 <b>D.</b> Enter the rate calculated in C. If not applicable, enter 0.	\$ 0.0000 /\$100
39.	<b>Adjusted current year NNR M&amp;O rate.</b> Add Lines 33, 34D, 35D, 36E, and 37E. Subtract Line 38D.	\$ 0.1979 /\$100
40.	<b>Adjustment for prior year sales tax specifically to reduce property taxes.</b> Cities, counties and hospital districts that collected and spent additional sales tax on M&O expenses in the prior year should complete this line. These entities will deduct the sales tax gain rate for the current year in Section 3. Other taxing units, enter zero. <b>A.</b> Enter the amount of additional sales tax collected and spent on M&O expenses in the prior year, if any. Counties must exclude any amount that was spent for economic development grants from the amount of sales tax spent . . . . . \$ 243,253 <b>B.</b> Divide Line 40A by Line 32 and multiply by \$100 . . . . . \$ 0.0738 /\$100 <b>C.</b> Add Line 40B to Line 39.	\$ 0.2717 /\$100
41.	<b>Current year voter-approval M&amp;O rate.</b> Enter the rate as calculated by the appropriate scenario below. <b>Special Taxing Unit.</b> If the taxing unit qualifies as a special taxing unit, multiply Line 40C by 1.08. <b>- or -</b> <b>Other Taxing Unit.</b> If the taxing unit does not qualify as a special taxing unit, multiply Line 40C by 1.035.	\$ 0.2812 /\$100

<sup>25</sup> Tex. Tax Code §26.0442<sup>26</sup> Tex. Tax Code §26.0443

Line	Voter-Approval Tax Rate Worksheet	Amount/Rate
D41.	<b>Disaster Line 41 (D41): Current year voter-approval M&amp;O rate for taxing unit affected by disaster declaration.</b> If the taxing unit is located in an area declared a disaster area and at least one person is granted an exemption under Tax Code Section 11.35 for property located in the taxing unit, the governing body may direct the person calculating the voter-approval tax rate to calculate in the manner provided for a special taxing unit. The taxing unit shall continue to calculate the voter-approval tax rate in this manner until the earlier of 1) the first year in which total taxable value on the certified appraisal roll exceeds the total taxable value of the tax year in which the disaster occurred, or 2) the third tax year after the tax year in which the disaster occurred  If the taxing unit qualifies under this scenario, multiply Line 40C by 1.08. <sup>27</sup> If the taxing unit does not qualify, do not complete Disaster Line 41 (Line D41).	\$ _____ /\$100
42.	<b>Total current year debt to be paid with property taxes and additional sales tax revenue.</b> Debt means the interest and principal that will be paid on debts that: (1) are paid by property taxes, (2) are secured by property taxes, (3) are scheduled for payment over a period longer than one year, and (4) are not classified in the taxing unit's budget as M&O expenses.  <b>A. Debt</b> also includes contractual payments to other taxing units that have incurred debts on behalf of this taxing unit, if those debts meet the four conditions above. Include only amounts that will be paid from property tax revenue. Do not include appraisal district budget payments. If the governing body of a taxing unit authorized or agreed to authorize a bond, warrant, certificate of obligation, or other evidence of indebtedness on or after Sept. 1, 2021, verify if it meets the amended definition of debt before including it here. <sup>28</sup>  Enter debt amount ..... \$ 481,351 <b>B. Subtract unencumbered fund amount</b> used to reduce total debt. .... - \$ 9,962 <b>C. Subtract certified amount spent from sales tax to reduce debt</b> (enter zero if none) ..... - \$ 0 <b>D. Subtract amount paid</b> from other resources ..... - \$ 0 <b>E. Adjusted debt.</b> Subtract B, C and D from A.	\$ 471,389
43.	<b>Certified prior year excess debt collections.</b> Enter the amount certified by the collector. <sup>29</sup>	\$ 0
44.	<b>Adjusted current year debt.</b> Subtract Line 43 from Line 42E.	\$ 471,389
45.	<b>Current year anticipated collection rate.</b> <b>A.</b> Enter the current year anticipated collection rate certified by the collector. <sup>30</sup> ..... 98.00 % <b>B.</b> Enter the prior year actual collection rate..... 96.00 % <b>C.</b> Enter the 2022 actual collection rate. .... 98.00 % <b>D.</b> Enter the 2021 actual collection rate. .... 100.00 % <b>E.</b> If the anticipated collection rate in A is lower than actual collection rates in B, C and D, enter the lowest collection rate from B, C and D. If the anticipated rate in A is higher than at least one of the rates in the prior three years, enter the rate from A. Note that the rate can be greater than 100%. <sup>31</sup>	98.00 %
46.	<b>Current year debt adjusted for collections.</b> Divide Line 44 by Line 45E.	\$ 481,009
47.	<b>Current year total taxable value.</b> Enter the amount on Line 21 of the <i>No-New-Revenue Tax Rate Worksheet</i> .	\$ 333,714,050
48.	<b>Current year debt rate.</b> Divide Line 46 by Line 47 and multiply by \$100.	\$ 0.1441 /\$100
49.	<b>Current year voter-approval tax rate.</b> Add Lines 41 and 48.	\$ 0.4253 /\$100
D49.	<b>Disaster Line 49 (D49): Current year voter-approval tax rate for taxing unit affected by disaster declaration.</b> Complete this line if the taxing unit calculated the voter-approval tax rate in the manner provided for a special taxing unit on Line D41. Add Line D41 and 48.	\$ _____ /\$100

<sup>27</sup> Tex. Tax Code §26.042(a)<sup>28</sup> Tex. Tax Code §26.012(7)<sup>29</sup> Tex. Tax Code §26.012(10) and 26.04(b)<sup>30</sup> Tex. Tax Code §26.04(b)<sup>31</sup> Tex. Tax Code §§26.04(h), (h-1) and (h-2)

Line	Voter-Approval Tax Rate Worksheet	Amount/Rate
50.	<b>COUNTIES ONLY.</b> Add together the voter-approval tax rates for each type of tax the county levies. The total is the current year county voter-approval tax rate.	\$ 0.0000 /\$100

### SECTION 3: NNR Tax Rate and Voter-Approval Tax Rate Adjustments for Additional Sales Tax to Reduce Property Taxes

Cities, counties and hospital districts may levy a sales tax specifically to reduce property taxes. Local voters by election must approve imposing or abolishing the additional sales tax. If approved, the taxing unit must reduce its NNR and voter-approval tax rates to offset the expected sales tax revenue.

This section should only be completed by a county, city or hospital district that is required to adjust its NNR tax rate and/or voter-approval tax rate because it adopted the additional sales tax.

Line	Additional Sales and Use Tax Worksheet	Amount/Rate
51.	<b>Taxable Sales.</b> For taxing units that adopted the sales tax in November of the prior tax year or May of the current tax year, enter the Comptroller's estimate of taxable sales for the previous four quarters. <sup>32</sup> Estimates of taxable sales may be obtained through the Comptroller's Allocation Historical Summary webpage. Taxing units that adopted the sales tax before November of the prior year, enter 0.	\$ 0
52.	<b>Estimated sales tax revenue.</b> Counties exclude any amount that is or will be spent for economic development grants from the amount of estimated sales tax revenue. <sup>33</sup>  <b>Taxing units that adopted the sales tax in November of the prior tax year or in May of the current tax year.</b> Multiply the amount on Line 51 by the sales tax rate (.01, .005 or .0025, as applicable) and multiply the result by .95. <sup>34</sup> <b>- or -</b> <b>Taxing units that adopted the sales tax before November of the prior year.</b> Enter the sales tax revenue for the previous four quarters. Do not multiply by .95.	\$ 244,811
53.	<b>Current year total taxable value.</b> Enter the amount from Line 21 of the <i>No-New-Revenue Tax Rate Worksheet</i> .	\$ 333,714,050
54.	<b>Sales tax adjustment rate.</b> Divide Line 52 by Line 53 and multiply by \$100.	\$ 0.0733 /\$100
55.	<b>Current year NNR tax rate, unadjusted for sales tax.</b> <sup>35</sup> Enter the rate from Line 26 or 27, as applicable, on the <i>No-New-Revenue Tax Rate Worksheet</i> .	\$ 0.3385 /\$100
56.	<b>Current year NNR tax rate, adjusted for sales tax.</b> <b>Taxing units that adopted the sales tax in November the prior tax year or in May of the current tax year.</b> Subtract Line 54 from Line 55. Skip to Line 57 if you adopted the additional sales tax before November of the prior tax year.	\$ /\$100
57.	<b>Current year voter-approval tax rate, unadjusted for sales tax.</b> <sup>36</sup> Enter the rate from Line 49, Line D49 (disaster) or Line 50 (counties) as applicable, of the <i>Voter-Approval Tax Rate Worksheet</i> .	\$ 0.4253 /\$100
58.	<b>Current year voter-approval tax rate, adjusted for sales tax.</b> Subtract Line 54 from Line 57.	\$ 0.3520 /\$100

### SECTION 4: Voter-Approval Tax Rate Adjustment for Pollution Control

A taxing unit may raise its rate for M&O funds used to pay for a facility, device or method for the control of air, water or land pollution. This includes any land, structure, building, installation, excavation, machinery, equipment or device that is used, constructed, acquired or installed wholly or partly to meet or exceed pollution control requirements. The taxing unit's expenses are those necessary to meet the requirements of a permit issued by the Texas Commission on Environmental Quality (TCEQ). The taxing unit must provide the tax assessor with a copy of the TCEQ letter of determination that states the portion of the cost of the installation for pollution control.

This section should only be completed by a taxing unit that uses M&O funds to pay for a facility, device or method for the control of air, water or land pollution.

Line	Voter-Approval Rate Adjustment for Pollution Control Requirements Worksheet	Amount/Rate
59.	<b>Certified expenses from the Texas Commission on Environmental Quality (TCEQ).</b> Enter the amount certified in the determination letter from TCEQ. <sup>37</sup> The taxing unit shall provide its tax assessor-collector with a copy of the letter. <sup>38</sup>	\$
60.	<b>Current year total taxable value.</b> Enter the amount from Line 21 of the <i>No-New-Revenue Tax Rate Worksheet</i> .	\$
61.	<b>Additional rate for pollution control.</b> Divide Line 59 by Line 60 and multiply by \$100.	\$ /\$100

<sup>32</sup> Tex. Tax Code §26.041(d)

<sup>33</sup> Tex. Tax Code §26.041(i)

<sup>34</sup> Tex. Tax Code §26.041(d)

<sup>35</sup> Tex. Tax Code §26.04(c)

<sup>36</sup> Tex. Tax Code §26.04(c)

<sup>37</sup> Tex. Tax Code §26.045(d)

<sup>38</sup> Tex. Tax Code §26.045(i)



Line	Voter-Approval Rate Adjustment for Pollution Control Requirements Worksheet	Amount/Rate
62.	<b>Current year voter-approval tax rate, adjusted for pollution control.</b> Add Line 61 to one of the following lines (as applicable): Line 49, Line D49 (disaster), Line 50 (counties) or Line 58 (taxing units with the additional sales tax).	\$ _____ /\$100

### SECTION 5: Voter-Approval Tax Rate Adjustment for Unused Increment Rate

The unused increment rate is the rate equal to the sum of the prior 3 years Foregone Revenue Amounts divided by the current taxable value. <sup>39</sup> The Foregone Revenue Amount for each year is equal to that year's adopted tax rate subtracted from that year's voter-approval tax rate adjusted to remove the unused increment rate multiplied by that year's current total value. <sup>40</sup> In a year where a taxing unit adopts a rate by applying any portion of the unused increment rate, the portion of the unused increment rate that was used must be backed out of the calculation for that year.

The difference between the adopted tax rate and adjusted voter-approval tax rate is considered zero in the following scenarios:

- a tax year in which a taxing unit affected by a disaster declaration calculates the tax rate under Tax Code Section 26.042; <sup>41</sup>
- a tax year in which the municipality is a defunding municipality, as defined by Tax Code Section 26.0501(a); <sup>42</sup> or
- after Jan. 1, 2022, a tax year in which the comptroller determines that the county implemented a budget reduction or reallocation described by Local Government Code Section 120.002(a) without the required voter approval. <sup>43</sup>

Individual components can be negative, but the overall rate will be the greater of zero or the calculated rate.

This section should only be completed by a taxing unit that does not meet the definition of a special taxing unit. <sup>44</sup>

Line	Unused Increment Rate Worksheet	Amount/Rate
63.	<b>Year 3 Foregone Revenue Amount. Subtract the 2023 unused increment rate and 2023 actual tax rate from the 2023 voter-approval tax rate. Multiply the result by the 2023 current total value</b> A. Voter-approval tax rate (Line 67) ..... B. Unused increment rate (Line 66) ..... C. Subtract B from A ..... D. Adopted Tax Rate ..... E. Subtract D from C ..... F. 2023 Total Taxable Value (Line 60) ..... G. Multiply E by F and divide the results by \$100 .....	\$ 0.3715 /\$100 \$ 0.0000 /\$100 \$ 0.3715 /\$100 \$ 0.3569 /\$100 \$ 0.0146 /\$100 \$ 309,092,787 \$ 45,127
64.	<b>Year 2 Foregone Revenue Amount. Subtract the 2022 unused increment rate and 2022 actual tax rate from the 2022 voter-approval tax rate. Multiply the result by the 2022 current total value</b> A. Voter-approval tax rate (Line 67) ..... B. Unused increment rate (Line 66) ..... C. Subtract B from A ..... D. Adopted Tax Rate ..... E. Subtract D from C ..... F. 2022 Total Taxable Value (Line 60) ..... G. Multiply E by F and divide the results by \$100 .....	\$ 0.3354 /\$100 \$ 0.0215 /\$100 \$ 0.3139 /\$100 \$ 0.3569 /\$100 \$ -0.0430 /\$100 \$ 266,674,031 \$ 0
65.	<b>Year 1 Foregone Revenue Amount. Subtract the 2021 unused increment rate and 2021 actual tax rate from the 2021 voter-approval tax rate. Multiply the result by the 2021 current total value</b> A. Voter-approval tax rate (Line 67) ..... B. Unused increment rate (Line 66) ..... C. Subtract B from A ..... D. Adopted Tax Rate ..... E. Subtract D from C ..... F. 2021 Total Taxable Value (Line 60) ..... G. Multiply E by F and divide the results by \$100 .....	\$ 0.3995 /\$100 \$ 0.0000 /\$100 \$ 0.3995 /\$100 \$ 0.3990 /\$100 \$ 0.0005 /\$100 \$ 225,414,159 \$ 1,127
66.	<b>Total Foregone Revenue Amount.</b> Add Lines 63G, 64G and 65G	\$ 46,254.0000
67.	<b>2024 Unused Increment Rate.</b> Divide Line 66 by Line 21 of the <i>No-New-Revenue Rate Worksheet</i> . Multiply the result by 100	\$ 0.0135 /\$100
68.	<b>Total 2024 voter-approval tax rate, including the unused increment rate.</b> Add Line 67 to one of the following lines (as applicable): Line 49, Line 50 (counties), Line 58 (taxing units with additional sales tax) or Line 62 (taxing units with pollution)	\$ 0.3655 /\$100

<sup>39</sup> Tex. Tax Code §26.013(b)

<sup>40</sup> Tex. Tax Code §26.013(a)(1-a), (1-b), and (2)

<sup>41</sup> Tex. Tax Code §§26.04(c)(2)(A) and 26.042(a)

<sup>42</sup> Tex. Tax Code §§26.0501(a) and (c)

<sup>43</sup> Tex. Local Gov't Code §120.007(d)

<sup>44</sup> Tex. Local Gov't Code §120.007(d)

**SECTION 6: De Minimis Rate**

The de minimis rate is the rate equal to the sum of the no-new-revenue maintenance and operations rate, the rate that will raise \$500,000, and the current debt rate for a taxing unit.<sup>44</sup>

This section should only be completed by a taxing unit that is a municipality of less than 30,000 or a taxing unit that does not meet the definition of a special taxing unit.<sup>45</sup>

Line	De Minimis Rate Worksheet	Amount/Rate
69.	<b>Adjusted current year NNR M&amp;O tax rate.</b> Enter the rate from Line 39 of the <i>Voter-Approval Tax Rate Worksheet</i> .	0.1979
70.	<b>Current year total taxable value.</b> Enter the amount on Line 21 of the <i>No-New-Revenue Tax Rate Worksheet</i> .	\$ 333,714,050
71.	<b>Rate necessary to impose \$500,000 in taxes.</b> Divide \$500,000 by Line 70 and multiply by \$100.	\$ 0.1498 /\$100
72.	<b>Current year debt rate.</b> Enter the rate from Line 48 of the <i>Voter-Approval Tax Rate Worksheet</i> .	\$ 0.1441 /\$100
73.	<b>De minimis rate.</b> Add Lines 69, 71 and 72.	\$ 0.4918 /\$100

**SECTION 7: Voter-Approval Tax Rate Adjustment for Emergency Revenue Rate**

In the tax year after the end of the disaster calculation time period detailed in Tax Code Section 26.042(a), a taxing unit that calculated its voter-approval tax rate in the manner provided for a special taxing unit due to a disaster must calculate its emergency revenue rate and reduce its voter-approval tax rate for that year.<sup>46</sup>

Similarly, if a taxing unit adopted a tax rate that exceeded its voter-approval tax rate, calculated normally, without holding an election to respond to a disaster, as allowed by Tax Code Section 26.042(d), in the prior year, it must also reduce its voter-approval tax rate for the current tax year.<sup>49</sup>

This section will apply to a taxing unit other than a special taxing unit that:

- directed the designated officer or employee to calculate the voter-approval tax rate of the taxing unit in the manner provided for a special taxing unit in the prior year; and
- the current year is the first tax year in which the total taxable value of property taxable by the taxing unit as shown on the appraisal roll for the taxing unit submitted by the assessor for the taxing unit to the governing body exceeds the total taxable value of property taxable by the taxing unit on January 1 of the tax year in which the disaster occurred or the disaster occurred four years ago. This section will apply to a taxing unit in a disaster area that adopted a tax rate greater than its voter-approval tax rate without holding an election in the prior year.

Note: This section does not apply if a taxing unit is continuing to calculate its voter-approval tax rate in the manner provided for a special taxing unit because it is still within the disaster calculation time period detailed in Tax Code Section 26.042(a) because it has not met the conditions in Tax Code Section 26.042(a)(1) or (2).

Line	Emergency Revenue Rate Worksheet	Amount/Rate
74.	<b>2023 adopted tax rate.</b> Enter the rate in Line 4 of the <i>No-New-Revenue Tax Rate Worksheet</i> .	\$ _____ /\$100
75.	<b>Adjusted 2023 voter-approval tax rate.</b> Use the taxing unit's Tax Rate Calculation Worksheets from the prior year(s) to complete this line. If a disaster occurred in 2023 and the taxing unit calculated its 2023 voter-approval tax rate using a multiplier of 1.08 on Disaster Line 41 (D41) of the 2023 worksheet due to a disaster, complete the applicable sections or lines of <i>Form 50-856-a, Adjusted Voter-Approval Tax Rate for Taxing Units in Disaster Area Calculation Worksheet</i> . - or - If a disaster occurred prior to 2023 for which the taxing unit continued to calculate its voter-approval tax rate using a multiplier of 1.08 on Disaster Line 41 (D41) in 2023, complete form 50-856-a, <i>Adjusted Voter-Approval Tax Rate for Taxing Units in Disaster Area Calculation Worksheet</i> to recalculate the voter-approval tax rate the taxing unit would have calculated in 2023 if it had generated revenue based on an adopted tax rate using a multiplier of 1.035 in the years following the disaster. <sup>50</sup> Enter the final adjusted 2023 voter-approval tax rate from the worksheet. - or - If the taxing unit adopted a tax rate above the 2023 voter-approval tax rate without calculating a disaster tax rate or holding an election due to a disaster, no recalculation is necessary. Enter the voter-approval tax rate from the prior year's worksheet.	\$ _____ /\$100
76.	<b>Increase in 2023 tax rate due to disaster.</b> Subtract Line 75 from Line 74.	\$ _____ /\$100
77.	<b>Adjusted 2023 taxable value.</b> Enter the amount in Line 14 of the <i>No-New-Revenue Tax Rate Worksheet</i> .	\$ _____
78.	<b>Emergency revenue.</b> Multiply Line 76 by Line 77 and divide by \$100.	\$ _____
79.	<b>Adjusted 2023 taxable value.</b> Enter the amount in Line 25 of the <i>No-New-Revenue Tax Rate Worksheet</i> .	\$ _____
80.	<b>Emergency revenue rate.</b> Divide Line 78 by Line 79 and multiply by \$100. <sup>51</sup>	\$ _____ /\$100

<sup>45</sup> Tex. Tax Code §26.04(c)(2)(B)

<sup>46</sup> Tex. Tax Code §26.012(8-a)

<sup>47</sup> Tex. Tax Code §26.063(a)(1)

<sup>48</sup> Tex. Tax Code §26.042(b)

<sup>49</sup> Tex. Tax Code §26.042(f)

<sup>50</sup> Tex. Tax Code §26.42(c)

<sup>51</sup> Tex. Tax Code §26.42(b)

Line	Emergency Revenue Rate Worksheet	Amount/Rate
81.	<b>Current year voter-approval tax rate, adjusted for emergency revenue.</b> Subtract Line 80 from one of the following lines (as applicable): Line 49, Line D49 (disaster), Line 50 (counties), Line 58 (taxing units with the additional sales tax), Line 62 (taxing units with pollution control) or Line 68 (taxing units with the unused increment rate).	\$ _____ /\$100

### SECTION 8: Total Tax Rate

Indicate the applicable total tax rates as calculated above.

**No-new-revenue tax rate.** ..... \$ 0.3385 /\$100

As applicable, enter the current year NNR tax rate from: Line 26, Line 27 (counties), or Line 56 (adjusted for sales tax).

Indicate the line number used: 26

**Voter-approval tax rate.** ..... \$ 0.3655 /\$100

As applicable, enter the current year voter-approval tax rate from: Line 49, Line D49 (disaster), Line 50 (counties), Line 58 (adjusted for sales tax), Line 62 (adjusted for pollution control), Line 68 (adjusted for unused increment), or Line 81 (adjusted for emergency revenue).

Indicate the line number used: 68

**De minimis rate.** ..... \$ 0.4918 /\$100

If applicable, enter the current year de minimis rate from Line 73.

### SECTION 9: Taxing Unit Representative Name and Signature

Enter the name of the person preparing the tax rate as authorized by the governing body of the taxing unit. By signing below, you certify that you are the designated officer or employee of the taxing unit and have accurately calculated the tax rates using values that are the same as the values shown in the taxing unit's certified appraisal roll or certified estimate of taxable value, in accordance with requirements in the Tax Code.<sup>52</sup>

**print  
here** ➔

Candice Fry

RickA.Schroder

Printed Name of Taxing Unit Representative

**sign  
here** ➔

*Candice Fry*



Taxing Unit Representative

07/29/2024

Date

<sup>52</sup> Tex. Tax Code §§26.04(c-2) and (d-2)

## Appendix B




EXHIBIT A.			Old Charge	New Charge	
CITY OF JOHNSON CITY FEE SCHEDULE (ALL FEES NONREFUNDABLE UNLESS EXPLICITLY STATED HEREIN)					
A.	ADMINISTRATIVE FEES				
a.	Duplication, including incident and other misc. reports:				
		Copies and/or printouts, up to 8-1/2 x 14	\$ 0.10	\$ 0.10	pg
		Copies and/or printouts, up to 8-1/2 x 14, color	\$ 0.25	\$ 0.25	pg
		Personnel (Labor)	\$ 15.00	\$ 15.00	hr (after 1st hr)
		Diskettes/CD's	\$ 1.00	\$ 1.00	ea
		Envelopes (small)	\$ 0.50	\$ 0.50	ea
		Envelopes (large)	\$ 1.00	\$ 1.00	ea
		Postage	Actual Cost	Actual Cost	ls
		Oversize paper copy (11'x17")	\$ 0.50	\$ 0.50	pg
		Oversize paper copy, (11'x17"), color	\$ 0.75	\$ 0.75	pg
		Audio cassette	\$ 1.00	\$ 1.00	ea
		DVD	\$ 3.00	\$ 3.00	ea
	Duplication charges not listed shall be charged pursuant to Texas Administrative Code Title 1, Part 3, Chapter 70, Rule 70.3.				
b.	Certification of City Record		\$ 6.00	\$ 6.00	ea
c.	Police Accident Report				
		As per Texas Transportation Code, Chapter 550, Section 550.065(d)			
d.	Certification of Police Accident Report				
		As per Texas Transportation Code, Chapter 550, Section 550.065(d)			
e.	Notary Service, acknowledgement		\$ 6.00	\$ 6.00	ea
		For Notarial Acts not listed , as per Texas Government Code, Section 406.024.			
f.	NSF Check Charge		\$ 35.00	\$ 35.00	ea
g.	City Maps (18" x 24" or 24" x 36")		Actual Cost	Actual Cost	ls
h.	Credit Card Processing		Actual Cost	Actual Cost	ls
i.	Postage		Actual Cost	Actual Cost	ls
j.	Use of City Hall for Meetings (during business hours)		No Charge	No Charge	ls

k.	Use of City Hall for Meetings (after hours) (City Officials, Appointees, and Staff exempt from fee.)		\$ 51.67	\$ 53.38	hr
l.	False alarm / per incident		\$ 62.00	\$ 64.05	ea
m.	Use of City Barricades, Signs, and/or Traffic Handling Equip.		\$ 1.15	\$ 1.19	ea + hourly employee cost + 10%
n.	Expenses and/or costs incurred by the City and not included within the Fee Schedule		Actual Cost + 10%	Actual Cost + 10%	ls
o.	Use of official City seal, logo, emblem, motto, website banner, and other City insignia		\$ 28.70	\$ 29.65	ea
p.	Police Body Worn Camera Recording	As per Texas Administrative Code Title 1, Part 3, Chapter 70, Rule 70.13.			
q.	All Other Variance Requests Not Indicated Herein		\$71.19	\$73.55	ls
<b>B.</b>	<b>ANIMAL CONTROL FEES</b>				
a.	Dangerous Animal License		\$ 64.30	\$ 66.43	annual
b.	Penalties				
	1.	Abandonment	\$ 71.19	\$ 73.54	ea + Court costs
	2.	No Rabies Vaccine	\$ 275.56	\$ 284.68	ea + Court costs
	3.	Allowed to Run Loose	\$ 37.89	\$ 39.14	ea + Court costs
	4.	Failure to Surrender for Rabies Vaccine	\$ 275.56	\$ 284.68	ea + Court costs
c.	Impoundment				
	1.	First Impoundment	\$ 51.67	\$ 53.38	ls
	2.	Second Impoundment	\$ 83.82	\$ 86.59	ls
	3.	Third + Impoundment(s)	\$ 141.22	\$ 145.90	ls
d.	Daily Boarding		\$ 36.74	\$ 37.96	per day
e.	Rabies Vaccination		\$ 25.26	\$ 26.10	per animal
f.	Quarantine / Observation and Applicable Fees		\$ 34.44	\$ 35.59	per animal / per day

C.	BUILDING FEES				
a.	Residential Building Permit Fee				
	(Subcontractor fees included; Square footage includes total living, garage, and covered porches and balconies (all area under roof))				
	1 to 200 sq. ft.		\$2.25 / sq. ft.	\$2.32 / sq. ft.	ls
	201 to 500 sq. ft.		\$1.84 / sq. ft.	\$1.90 / sq. ft.	ls
	501 to 1000 sq. ft.		\$1.41 / sq. ft.	\$1.46 / sq. ft.	ls
	1,001 to 2,000 sq. ft.		\$1.08 / sq. ft.	\$1.12 / sq. ft.	ls
	2,001 to 3,000 sq. ft.		\$0.92 / sq. ft.	\$0.95 / sq. ft.	ls
	3,001 to 4,000 sq. ft.		\$0.85 / sq. ft.	\$0.88 / sq. ft.	ls
	4,001 to 5,000 sq. ft.		\$0.81 / sq. ft.	\$0.84 / sq. ft.	ls
	5,001 sq. ft. and up		\$0.74 / sq. ft.	\$0.76 / sq. ft.	ls
b.	Commercial Building Permit Fee				
	(Subcontract fees included)				
	\$1.00 TO \$500.00 (Valuation)		\$28.70	\$29.65	ls
	\$501.00 TO \$2,000.00		\$28.70 for the first \$500.00 plus \$3.85 for each additional \$100.00, or fraction thereof, to and including \$2,000.00	\$29.65 for the first \$500.00 plus \$3.98 for each additional \$100.00, or fraction thereof, to and including \$2,000.00	ls
	\$2,001.00 TO \$25,000.00		\$86.10 for the first \$2,000.00 plus \$17.80 for each additional \$1,000.00, or fraction thereof, to and including \$25,000.00	\$88.95 for the first \$2,000.00 plus \$18.39 for each additional \$1,000.00, or fraction thereof, to and including \$25,000.00	ls
	\$25,001.00 TO \$50,000.00		\$493.71 for the first \$25,000.00 plus \$12.63 for each additional \$1,000.00, or fraction thereof, to and including \$50,000.00	\$510.05 for the first \$25,000.00 plus \$13.05 for each additional \$1,000.00, or fraction thereof, to and including \$50,000.00	ls

	\$50,001.00 TO \$100,000.00		\$812.86 for the first \$50,000.00 plus \$8.84 for each additional \$1,000.00, or fraction thereof, to and including \$100,000.00	\$839.77 for the first \$50,000.00 plus \$9.13 for each additional \$1,000.00, or fraction thereof, to and including \$100,000.00	ls
	\$100,001.00 TO \$500,000.00		\$1,254.94 for the first \$100,000.00 plus \$7.06 for each additional \$1,000.00, or fraction thereof, to and including \$500,000.00	\$1,296.48 for the first \$100,000.00 plus \$7.29 for each additional \$1,000.00, or fraction thereof, to and including \$500,000.00	ls
	\$500,001.00 TO \$1,000,000.00		\$4,084.01 for the first \$500,000.00 plus \$6.03 for each additional \$1,000.00, or fraction, to and including \$1,000,000.00	\$4,219.19 for the first \$500,000.00 plus \$6.23 for each additional \$1,000.00, or fraction, to and including \$1,000,000.00	ls
	\$1,000,001.00 and up		\$7,084.17 for the first \$1,000,000.00 plus \$4.59 for each additional \$1,000.00, or fraction thereof	\$7,318.66 for the first \$1,000,000.00 plus \$4.74 for each additional \$1,000.00, or fraction thereof	ls
c.	Plan Review Fee				
	1.	Residential Plans	35% of Building Permit Fee	35% of Building Permit Fee	ls
	2.	Commercial Plans	65% of Building Permit Fee	65% of Building Permit Fee	ls
	3.	All Withdrawn / Changed Plans	65% of Building Permit Fee	65% of Building Permit Fee	ls
d.	Inspections Outside Normal Business Hours		\$ 71.19	\$ 73.54	hr
e.	Re-inspection Fee		\$ 172.22	\$ 177.93	hr
f.	Inspections for Which No Fee is Indicated		\$ 71.19	\$ 73.54	hr



g.	Additional Plan Review Due to Modifications		\$ 71.19	\$ 73.54	hr
h.	Outside Consultants		Actual Cost +10%	Actual Cost +10%	ls
i.	Pool Permit		See Building Permit Fee Schedule	See Building Permit Fee Schedule	
j.	Electrical, Mechanical, Plumbing Permit		\$ 103.33	\$ 106.76	ea (incl. 1 inspection)
k.	Sprinkler System Permit		\$ 71.19	\$ 73.54	ea
l.	Certificate of Occupancy (C of O) Permit		\$ 141.22	\$ 145.90	ea
m.	Reissuance of Existing C of O		\$ 32.15	\$ 33.21	ea
n.	Driveway Permit		\$ 141.22	\$ 145.90	ea
o.	Street Cut Permit		\$ 313.45	\$ 323.82	ea
p.	Encroachment License		\$ 205.52	\$ 212.32	ea
q.	Tree Survey Review and Approval (Commercial Development Only)		\$ 205.52	\$ 212.32	ea
r.	Landscape Plan Review and Approval (Commercial Development Only)		\$166.48 ls + \$89.55	\$171.99 ls + \$92.51	per hr
s.	Protected Tree Removal Permit (Commercial Development Only)		\$ 89.56	\$ 92.52	ls
t.	Tree Trimming Permit (Commercial Contr. Only)		\$ 32.15	\$ 33.21	ls
u.	Stormwater, Detention, and Drainage				
	1.	Fee In Lieu of Detention (Residential)	\$ 3,592.60	\$ 3,711.52	per acre
	2.	Fee In Lieu of Detention (Commercial)	\$ 3,977.24	\$ 4,108.88	per acre
v.	Demolition Permit		\$ 205.52	\$ 212.32	ls
w.	House Moving (Foundation Insp.)		\$ 71.19	\$ 73.54	ls
x.	House Moving Permit		\$ 103.33	\$ 106.76	ls
y.	Traffic Impact Analysis and Review (Level 1)		\$ 339.86	\$ 351.11	ls
z.	Traffic Impact Analysis and Review (Level 2)		\$ 679.71	\$ 702.21	ls
aa.	Traffic Impact Analysis and Review (Level 3)		\$ 1,019.57	\$ 1,053.32	ls
bb.	Fence Construction Permit		\$ 96.45	\$ 99.64	ls
cc.	Change of DBA (on Cert. of Occup.)		\$ 32.15	\$ 33.21	ls
dd.	Change of Address (on Cert. of Occup.)		\$ 32.15	\$ 33.21	ls
ee.	Work Performed Without a Permit		Double Standard Permit Fee	Double Standard Permit Fee	
D.	COURT FEES AND FINES				
a.	See Exhibit "B" for Violation Code List.				
E.	FIRE PROTECTION				
a.	Fire Protection Permit Fees				
	1.	Automatic Fire Extinguishing System:			
	i.	New Sprinkler System* -			
		1-10 Heads	\$ 160.74	\$ 166.06	ls

		11-25 Heads	\$ 191.74	\$ 198.09	ls
		26-200 Heads	\$ 257.19	\$ 265.70	ls
		201+ Heads	\$ 257.19	\$ 265.70	+1.03 per Additional Head
		\$2000.00 Maximum Charge per Floor			
	*In addition, if the sprinkler system is located on more than one floor, the fee will also include a charge of \$43.50 for each additional floor. Basements, underground levels, and above ceiling grade are considered floors for purposes of this fee.				
	<i>This fee includes reviewing plans, rough-in inspections, and witnessing the 2-hour hydrostatic testing for fire sprinkler systems.</i>				
	ii.	Sprinkler Modification/Remodel with Heads** -			
		1-9 Heads	\$ 96.45	\$ 99.64	ls
		10-25 Heads	\$ 160.74	\$ 166.06	ls
		26-200 Heads	\$ 257.19	\$ 265.70	ls
		201+ heads	\$ 257.19	\$ 265.70	+ 1.03 per Additional Head
		\$2000.00 Maximum Charge per Floor			
	**In addition, if the sprinkler system is located on more than one floor, the fee will also include a charge of for \$43.50 for each additional floor. Basements, underground levels, and above ceiling grade are considered floors for purposes of this fee.				
	<i>This fee includes reviewing plans, rough-in inspections, and witnessing the 2-hour hydrostatic testing for fire sprinkler systems.</i>				
	iii.	Sprinkler Modification without Heads:	\$ 128.59	\$ 132.85	ls
	<i>This fee includes reviewing plans, rough-in inspections, and witnessing the 2-hour hydrostatic testing for fire sprinkler systems.</i>				
	iv.	Paint Spray Booth:	\$ 321.49	\$ 332.13	ls
	<i>This fee includes reviewing plans, witnessing the testing, and inspection of commercial paint spray booth fire suppression systems.</i>				
	v.	Vent Hood Suppression System:	\$ 192.89	\$ 199.28	ls
	<i>This fee includes reviewing plans, witnessing the testing, and inspection of commercial fire suppression systems in kitchen vent hoods and exhaust ducts.</i>				
	vi.	Vent Hood Modification:	\$ 96.45	\$ 99.64	ls
	<i>This fee includes reviewing plans, witnessing the testing, and inspection of commercial fire suppression systems in kitchen vent hoods and exhaust ducts.</i>				
	vii.	Alternative Fire Protection System:	\$ 321.49	\$ 332.13	ls

	<i>This fee includes reviewing plans, rough-in inspections, and witnessing any required acceptance / testing of alternative fire protection and fire suppression systems.</i>				
2.		Fire Alarm and Related Equipment:			
i.		New Fire Alarm System* -			
		1-10 devices	\$ 160.74	\$ 166.06	ls
		11-25 devices	\$ 192.89	\$ 199.28	ls
		26-200 devices	\$ 257.19	\$ 265.70	ls
		201+ devices	\$ 257.19	\$ 265.70	+ 1.03 per Additional Device
		Maximum Charge of \$2000.00 per Floor			
	*In addition, if the fire alarm system is located on more than one floor, the fee will also include a charge of \$43.50 for each additional floor. Basements, underground levels, and above ceiling grade are considered floors for purposes of this fee.				
	<i>This fee includes reviewing plans, rough-in inspections, and witnessing the fire alarm acceptance testing.</i>				
ii.		Fire Alarm Modification** -			
		1-9 devices	\$ 96.45	\$ 99.64	ls
		10-25 devices	\$ 160.74	\$ 166.06	ls
		26-200 devices	\$ 192.89	\$ 199.28	ls
		201+ devices	\$ 257.19	\$ 265.70	+ 1.03 per Device
		Maximum Charge of \$2000.00 per Floor			
	**In addition, if the fire alarm system is located on more than one floor, the fee will also include a charge of \$43.50 for each additional floor. Basements, underground levels, and above ceiling grade are considered floors for purposes of this fee.				
	<i>This fee includes reviewing plans, rough-in inspections, and witnessing the fire alarm acceptance testing.</i>				
iii.		Fire Alarm Panel Replacement:			
		1-20 devices	\$ 192.89	\$ 199.28	ls
		21-200 devices	\$ 257.19	\$ 265.70	ls
		201+ devices	\$ 257.19	\$ 265.70	+ 1.03 per Device
	<i>This fee includes reviewing plans, rough-in inspections, and witnessing the fire alarm acceptance testing.</i>				
iv.		Smoke Control Systems:	\$ 225.04	\$ 232.49	ls
	<i>This fee includes reviewing plans and witnessing the testing of building smoke control systems required by the Building or Fire Code.</i>				
3.		Fire Pumps and Related Equipment:	\$ 257.19	\$ 265.70	ls
	<i>This fee includes reviewing plans, rough-in inspections, and witnessing any required acceptance testing.</i>				

	4.	Standpipes:	\$ 257.19	\$ 265.70	ls
	<i>This fee includes reviewing plans, rough-in inspections, and witnessing any required acceptance testing.</i>				
	5.	Underground Fire Line:	\$ 257.19	\$ 265.70	ls
	<i>This fee includes reviewing plans and witnessing the 2-hour hydrostatic testing on underground fire protection system.</i>				
	6.	Fire Hydrants:	\$ 128.59	\$ 132.85	ls
		Additional Hydrants:	\$ 32.15	\$ 33.21	ea
	<i>This fee includes reviewing plans, rough-in inspections, and witnessing any required acceptance testing, including 2-hour hydrostatic testing on private property.</i>				
	7.	Underground Storage Tank:	\$ 257.19	\$ 265.70	ls
	A permit is required for each underground storage tank used for the storage of flammable liquids, combustible liquids, or hazardous materials.				
	<i>This fee includes reviewing plans, rough-in inspections, interior lining, filling with inert material, or removal of any underground storage tank and witnessing any required acceptance testing.</i>				
	8.	Aboveground Storage Tank:	\$ 321.49	\$ 332.13	ls
	A permit is required for each aboveground storage tank, regardless of capacity, used for the storage of flammable liquids, combustible liquids, or hazardous materials.				
	<i>This fee includes reviewing plans, rough-in inspections, or removal of any aboveground storage tank and witnessing any required acceptance testing.</i>				
	9.	Working Without a Permit:	Double Standard Permit Fee	Double Standard Permit Fee	ls
	<i>This fee will be assessed when it is discovered by a City of Johnson City code official that work is being performed without the proper permit(s).</i>				
	10.		All other permits and fees not addressed by this fee schedule and where a permit is required by the current adopted Fire Code will require a permit and fee of \$62.92.	All other permits and fees not addressed by this fee schedule and where a permit is required by the current adopted Fire Code will require a permit and fee of \$65.00.	

F.	FLOODPLAIN FEES				
a.	Floodplain Review Fee				
	1.	Request for Single-lot/Single-structure			
		CLOMA and CLOMR-F	\$ 204.37	\$ 211.14	ls
	2.	Request for Single-lot/Single-structure			
		LOMR-F	\$ 173.37	\$ 179.11	ls
	3.	Request for Single-lot/Single-structure			
		LOMR-F, Based on as-built Information			
		(CLOMR-F Previously Issued by City)	\$ 141.22	\$ 145.90	ls
	4.	Request for Multiple-lot/Multiple-structure			
		CLOMA	\$ 339.86	\$ 351.11	ls
	5.	Request for Multiple-lot/Multiple-structure			
		CLOMR-F and LOMR-F	\$ 679.71	\$ 702.21	ls

	6.	Request for Multiple-lot/Multiple-structure			
		LOMR-F, Based on as-built information			
		(CLOMR-F Previously Issued by City)	\$ 545.38	\$ 563.43	ls
b.	CLOMRs Request Fee				
	1.	New Hydrology, Bridge, Culvert, Channel, or Any Combination Request	\$ 1,360.57	\$ 1,405.61	ls
	2.	Levee, Berm, or Other Structural Measure Request	\$ 2,040.29	\$ 2,107.82	ls
c.	LOMRs and PMRs Request Fee (Not Based on Structural Measures or Alluvial Fans)				
	1.	Bridge, Culvert, Channel, or Any Combination Request	\$ 1,360.57	\$ 1,405.61	ls
	2.	Levee, Berm, or Other Structural Measure Request	\$ 2,720.00	\$ 2,810.03	ls
	3.	As-built Information Submitted as Follow	\$ 2,040.29	\$ 2,107.82	ls
		Up to CLOMR Request			
d.	Floodplain Development Permit Fee		\$ 339.86	\$ 351.11	ls
e.	Elevation Certificate		\$ 141.22	\$ 145.90	ls
<b>G.</b>	<b>FOOD AND BEVERAGE FEES</b>				
a.	Alcoholic Beverage License	Biennially	1/2 State Fee	1/2 State Fee	ls
b.	Mobile Food Vendor Permit	180 days	\$ 121.71	\$ 125.73	ls
<b>H.</b>	<b>MISCELLANEOUS FEES</b>				
a.	Special Event / Parade Permit (Per Event)		\$ 86.11	\$ 88.96	ls
b.	Special Event / Parade Permit (Annual)		\$ 172.22	\$ 177.93	ls
c.	Peddler Permit				
	1.	1 day	\$ 11.48	\$ 11.86	ls
	2.	30 days	\$ 28.70	\$ 29.65	ls
	3	180 days	\$ 57.41	\$ 59.31	ls
d.	Blasting Permit		\$ 641.82	\$ 663.07	ls
e.	Annual Review of Blasting Permit		\$ 641.82	\$ 663.07	ls
f.	Collocation of Antennae				
	1.	Application Review	\$ 513.23	\$ 530.22	ls
	2.	Tower Construction Application Review	\$ 513.23	\$ 530.22	ls
g.	Sexually Oriented Business				
	1.	Administrative Procedures	\$ 321.49	\$ 332.13	ls
h.	Fireworks Display Permit	Per Event	\$ 57.41	\$ 59.31	ls
i.	Golf Cart Permit	365 days	\$ 28.70	\$ 29.65	ls
j.	Travel Trailer Permit	30 days	\$ 34.44	\$ 35.59	ls
k.	Softball Field Rental	League Deposit (Refundable)	\$ 230.00	\$ 237.61	ls
		Per Day (for Profit)	\$ 100.00	\$ 103.31	ls
		Per Day (Non-profit w/ IRS Determination Letter)	\$ 50.00	\$ 51.66	
	(City Officials, Appointees, and Staff exempt from fee.)	League Request for Mowing	\$ 58.00	\$ 59.92	ls
		Lost Keys	\$ 58.00	\$ 59.92	ls
l.	Memorial Park Rental	Full day (Friday thru Sunday)	\$ 115.00	\$ 118.81	ls
	(City Officials, Appointees, and Staff exempt from fee.)	Full day (Monday thru Thursday)	\$ 87.00	\$ 89.88	ls

		Hourly Rate (up to 4 hrs.)	\$ 29.00	\$ 29.96	hr.
		Deposit (Refundable)	\$ 58.00	\$ 59.92	ls
m.	Park Building Rental	Deposit (Refundable; \$15 for lost key, \$85 for cleaning)	\$ 115.00	\$ 118.81	ls
	(City Officials, Appointees, and Staff exempt from fee.)	Full day	\$ 173.00	\$ 178.73	ls
		Hourly Rate (2 hr. minimum)	\$ 41.00	\$ 42.36	hr.
		Late key pickup (after hours or on weekends)	\$ 58.00	\$ 59.92	ls
n.	Park Pavillion Rental	Full day	\$ 58.00	\$ 59.92	ls
	(City Officials, Appointees, and Staff exempt from fee.)				
o.	Johnson City Community Pool Entrance Fees	Resident per day	Free	Free	(3 and under)
	(City Officials, Appointees, and Staff exempt from fee.)	Non-resident per day	\$ 2.00	\$ 2.00	(3 and under)
		Resident per day	\$ 2.00	\$ 2.00	(4 and over)
		Non-resident per day	\$ 4.00	\$ 4.00	(4 and over)
		Resident individual child season pass	\$ 40.00	\$ 40.00	(4-11)
		Non-resident individual child season pass	\$ 45.00	\$ 45.00	(4-11)
		Resident individual teen season pass	\$ 50.00	\$ 50.00	(12-17)
		Non-resident individual teen season pass	\$ 55.00	\$ 55.00	(12-17)
		Resident individual adult season pass	\$ 60.00	\$ 60.00	(18+)
		Non-resident individual adult season pass	\$ 65.00	\$ 65.00	(18+)
		Resident family season pass	\$ 125.00	\$ 125.00	
		Non-resident family season pass	\$ 130.00	\$ 130.00	
		Resident senior season pass	\$ 45.00	\$ 45.00	(60+)
		Non-resident senior season pass	\$ 50.00	\$ 50.00	(60+)
p.	Johnson City Community Pool Rental	Deposit (Refundable)	\$ 58.00	\$ 59.92	ls
	(City Officials, Appointees, and Staff exempt from fee.)	Hourly Rate (2 hr. minimum; Includes 1 lifeguard)	\$ 41.00	\$ 42.36	hr.
		Additional lifeguards	\$ 41.00	\$ 42.36	hr. / pp
q.	Film / Video Production Permit	Application fee (non-refundable)	\$ 28.70	\$ 29.65	ls
		Use of public building, park, right of way, or public area	\$ 574.08	\$ 593.08	per day
		Total closure or obstruction of public right of way, including parking lots and on-street parking	\$ 57.41	\$ 59.31	per block per day
		Partial closure or obstruction of public right of way, including parking lots and on-street parking	\$ 28.70	\$ 29.65	per block per day
		Use of City parking lots, parking areas, and City streets	\$ 57.41	\$ 59.31	per block or lot per day
		Use of City materials and equipment, including vehicles	\$ 344.45	\$ 355.85	per day
		Use of City personnel (paid at a rate of no less than one and one-half times their hourly rate)	hourly contract rate	hourly contract rate	
r.	Cell Network Nodes				

	Application Fees	Network Node	\$ 574.08	\$ 593.08	per application (up to 5); \$296.55 for ea. addtl. node on a single application; up to 30 nodes per application.
		Node Support Pole	\$ 1,148.16	\$ 1,186.17	per application for each pole.
		Transport Facility	\$ 574.08	\$ 593.08	per application (up to 5); \$296.55 for ea. addtl. node on a single application; up to 30 nodes per application.
	Annual Public ROW Use Rate	Network Node	\$ 287.04	\$ 296.54	per node site.
		Node Support Pole	See Network Node.	See Network Node.	
		Transport Facility	\$ 32.15	\$ 33.21	monthly per site, unless an equal or greater amount is paid the City.
		Service Pole Attachment	\$ 22.96	\$ 23.72	per year to collocate a network node on a service pole in public ROW.
<b>I.</b>	<b>SIGN FEES</b>				
	(All Sign Permit Applications, Other Than Temporary Signs, Shall Pay a Non-refundable Review Fee of \$10.00 or 10% of the Sign Permit Application Fee, Whichever is Greater)				
a.	Sign Up To 10 Square Feet (SF) in Area		\$ 44.78	\$ 46.26	ls
	Other than Free-standing or Monument				
b.	Signs 10 to 20 SF in Area		\$ 83.82	\$ 86.59	ls
	Other than Free-standing or Monument				
c.	Signs 25 to 35 SF in Area		\$ 121.71	\$ 125.73	ls
	Other than Free-standing or Monument				
d.	Signs Larger than 35 SF in Area		\$ 166.48	\$ 171.99	ls
	Other than Free-standing or Monument				
e.	Free-standing or Monument Signs		\$ 166.48	\$ 171.99	ls
f.	Private Property Traffic Control Sign Plan		\$ 141.22	\$ 145.90	ls
g.	Temporary Signs		\$ 12.63	\$ 13.05	ls



h.	Handheld Signs		\$ 6.89	\$ 7.12	ls
i.	New Master Sign Program		\$ 205.52	\$ 212.32	ls
j.	Amendment to Master Sign Program		\$ 37.89	\$ 39.14	ls
k.	Appeal or Variance Request		\$ 71.19	\$ 73.54	ls
<b>J.</b>	<b>SOLID WASTE (GARBAGE) COLLECTION</b>				
a.	Late Payment Charge	After 15th of Each Month	10%	10%	ls
b.	Reinstatement Fee		\$ 35.00	\$ 35.00	ea.
c.	Residential	Residential Unit Service (RUS) 1x weekly (includes 1x biweekly recycling)	\$ 23.70	\$ 24.55	moth
		Handicapped RUS 1x weekly (includes 1x biweekly recycling)	\$ 23.70	\$ 24.55	moth
		Additional RUS Garbage Totter (Qty. 1 - 96 gal)	\$ 8.41	\$ 8.71	moth
		Additional RUS Recycling Totter (Qty. 1 - 96 gal)	\$ 3.46	\$ 3.58	moth
		RUS Extra Pickup	\$ 11.52	\$ 11.93	ea.
d.	Commercial	Commercial Hand Load Service (CHLS) 1x weekly (does not include 1x biweekly recycling)	\$ 24.94	\$ 25.83	moth
		CHLS Recycling 1x biweekly	\$ 6.19	\$ 6.41	moth
		Additional CHLS Garbage Totter (Qty. 1 - 96 gal)	\$ 11.10	\$ 11.49	moth
		Additional CHLS Recycling Totter (Qty. 1 - 96 gal)	\$ 4.55	\$ 4.72	moth
		CHLS Extra Pickup	\$ 11.52	\$ 11.93	ea.
e.	Frontload Commercial Container Trash	2 Cu. Yard / 1X Per Week	\$ 66.80	\$ 69.18	moth
		2 Cu. Yard / 2X Per Week	\$ 132.45	\$ 137.16	moth
		3 Cu. Yard / 1X Per Week	\$ 101.22	\$ 104.83	moth
		3 Cu. Yard / 2X Per Week	\$ 180.82	\$ 187.25	moth
		4 Cu. Yard / 1X Per Week	\$ 137.93	\$ 142.84	moth
		4 Cu. Yard / 2X Per Week	\$ 275.84	\$ 285.66	moth
		4 Cu. Yard / 3X Per Week	\$ 355.88	\$ 368.54	moth
		6 Cu. Yard / 1X Per Week	\$ 210.87	\$ 218.37	moth
		6 Cu. Yard / 2X Per Week	\$ 421.75	\$ 436.77	moth
		6 Cu. Yard / 3X Per Week	\$ 541.30	\$ 560.57	moth
		8 Cu. Yard / 1X Per Week	\$ 230.34	\$ 238.54	moth
		8 Cu. Yard / 2X Per Week	\$ 405.40	\$ 419.83	moth
		8 Cu. Yard / 3X Per Week	\$ 604.64	\$ 626.17	moth
		Frontload Extra Pickup	\$ 43.19	\$ 44.73	ea.
f.	Frontload Commercial Container Recycling	2 Cu. Yard / 1X Per Week	\$ 59.89	\$ 62.02	moth
		3 Cu. Yard / 1X Per Week	\$ 84.07	\$ 87.07	moth
		4 Cu. Yard / 1X Per Week	\$ 109.41	\$ 113.31	moth
		6 Cu. Yard / 1X Per Week	\$ 167.00	\$ 172.94	moth
		8 Cu. Yard / 1X Per Week	\$ 207.31	\$ 214.69	moth

g.	Roll-Off Containers	<i>Large Roll-Off Containers:</i>			
		Delivery Fee	\$ 86.38	\$ 89.45	ea.
		Relocation Fee (Truck Not Onsite)	\$ 86.38	\$ 89.45	ea.
		Rental / Day (First 30 days free)	\$ 5.76	\$ 5.96	day (after 30 days)
		20 Cu. Yard / Pull	\$ 547.06	\$ 566.53	pull (\$71.56 / Ton Disposal Fee)
		30 Cu. Yard / Pull	\$ 604.64	\$ 626.17	pull (\$71.56 / Ton Disposal Fee)
		40 Cu. Yard / Pull	\$ 662.23	\$ 685.80	pull (\$71.56 / Ton Disposal Fee)
		Dry Run Charge (Fee assessed in the event the Contractor is unable to service commercial container due to overload, other weight issues, locked gate(s), or other similar issues.)	\$ 86.38	\$ 89.45	ea.
		Mini Roll-Off Containers:			
		Relocation Fee (Truck Not Onsite)	\$ 86.38	\$ 89.45	ea.
		8 Cu. Yard / Pull	\$ 345.51	\$ 357.81	pull (No Disposal Fee)
		Dry Run Charge (Fee assessed in the event the Contractor is unable to service commercial container due to overload, other weight issues, locked gate(s), or other similar issues.)	\$ 86.38	\$ 89.45	ea.
<b>K.</b>	<b>WATER AND WASTEWATER FEES</b>				
a.	Late Payment Charge	After 15th of Each Month	10%	10%	ls
b.	After Hours Call Out (All Others Not Specified Below)		\$ 95.00	\$ 95.00	ea
c.	Water				
	1. Reconnection	During Business Hours Only	\$ 65.00	\$ 65.00	ea
		After Hours Reconnection	\$ 95.00	\$ 95.00	addtl
	2. Water Meter Deposits	Residential	\$ 150.00	\$ 150.00	plus a \$25 nonrefundable fee
		Commercial:			
		- Less than 10,000 gallons	\$ 175.00	\$ 175.00	plus a \$25 nonrefundable fee
		- 10,001 - 30,000 gallons	\$ 250.00	\$ 250.00	plus a \$25 nonrefundable fee
		- 30,001 - 50,000 gallons	\$ 350.00	\$ 350.00	plus a \$25 nonrefundable fee
		- Greater than 50,000 gallons	\$ 500.00	\$ 500.00	plus a \$25 nonrefundable fee
	3. Water Meter Transfer of Service		\$ 35.00	\$ 35.00	ea

	4. Temporary Water Cut-off	Normal Business Hours	\$ 35.00	\$ 35.00	per hr
		Afterhours	\$ 95.00	\$ 95.00	per hr
	5. Water Meter Testing / Replacement		\$ 125.00	\$ 125.00	ea, refundable if meter is faulty
	6. Tap Fee	- New 3/4" Meter w/ Up to 60 ft. of Service Line (Commercial & Residential) (Inside City Limits)	\$ 1,512.00	\$ 1,512.00	ea
		- New 1" Meter w/ Up to 60 ft. of Service Line (Commercial & Residential) (Inside City Limits)	\$ 1,935.00	\$ 1,935.00	ea
		- New 2" Meter w/ Up to 60 ft. of Service Line (Commercial & Residential) (Inside City Limits)	\$ 2,767.00	\$ 2,767.00	ea
		- New Meter >2" w/ Up to 60 ft. of Service Line (Commercial & Residential) (Inside City Limits)	Actual Cost + 10%	Actual Cost + 10%	ls
d.	Sewer				
	1. Tap Fee	- New Sewage Connection	\$ 1,299.00	\$ 1,299.00	ls
		- Labor, Materials, and Equipment Related to New Sewage Connection, including Roadway Repair	Actual Cost + 10%	Actual Cost + 10%	ls
	2. Reconnection		\$ 160.00	\$ 160.00	ls
e.	Water and Sewer				
	1. Repair of Damaged Water and Sewer Lines	- Labor (Normal Business Hours)	\$ 55.00	\$ 55.00	per hour per man
		- Labor (Afterhours)	\$ 75.00	\$ 75.00	per hour per man
		- Equipment	\$ 60.00	\$ 60.00	per hour
		- Materials	Actual Cost + 10%	Actual Cost + 10%	ls
	2. Water and Sewer Rates (Residential and Commercial)	- Joint Minimum Water and Sewer Bill	\$ 37.37	\$ 37.37	ls
	(Residential wastewater averaging is calculated from December thru February of each fiscal year when most of the water is deposited into the sanitary sewer system rather than outdoors.) (Commercial wastewater is not averaged, but rather, based on monthly water consumption.)				
		- Water Service:			
		- Residential Inside City Limits:			
	Note: Outside City Limits Rates are for grandfathered accounts only. Customers outside the City's Certificate of Convenience and Necessity (CCN) area are required to be annexed prior to connection.		\$ 17.90	\$ 18.49	ls
		- First 2,000 Gallons or Part Thereof			
		- Each Additional 1,000 Gallons or Part Thereof	\$ 6.17	\$ 6.38	per 1,000 gallons
		- Commercial Inside City Limits:			
		- First 2,000 Gallons or Part Thereof	\$ 17.90	\$ 18.49	ls
		- Each Additional 1,000 Gallons or Part Thereof	\$ 7.26	\$ 7.50	per 1,000 gallons
		- Residential Outside City Limits (1-1/2 Rate):			
		- First 2,000 Gallons or Part Thereof	\$ 25.45	\$ 25.45	ls
		- Each Additional 1,000 Gallons or Part Thereof	\$ 8.78	\$ 8.78	per 1,000 gallons
		- Commercial Outside City Limits (1-1/2 Rate):			
		- First 2,000 Gallons or Part Thereof	\$ 25.45	\$ 25.45	ls
		- Each Additional 1,000 Gallons or Part Thereof	\$ 9.90	\$ 9.90	per 1,000 gallons

		- Sewer Service:			
		- Residential Inside City Limits:			
		- First 2,000 Gallons or Part Thereof	\$ 21.54	\$ 22.25	ls
		- Each Additional 1,000 Gallons or Part Thereof	\$ 4.97	\$ 5.13	per 1,000 gallons
		- Commercial Inside City Limits:			
		- First 2,000 Gallons or Part Thereof	\$ 21.54	\$ 22.25	ls
		- Each Additional 1,000 Gallons or Part Thereof	\$ 6.38	\$ 6.60	per 1,000 gallons
		- Residential Outside City Limits (1-1/2 Rate):			
		- First 2,000 Gallons or Part Thereof	\$ 30.61	\$ 30.61	ls
		- Each Additional 1,000 Gallons or Part Thereof	\$ 7.08	\$ 7.08	per 1,000 gallons
		- Commercial Outside City Limits (1-1/2 Rate):			
		- First 2,000 Gallons or Part Thereof	\$ 30.61	\$ 30.61	ls
		- Each Additional 1,000 Gallons or Part Thereof	\$ 8.20	\$ 8.20	per 1,000 gallons
	3. Impact Fees	- 5/8" Water Meter			
		- Water	\$ 3,550.00	\$ 3,550.00	1.00 Equivalent
		- Sewer	\$ 5,091.00	\$ 5,091.00	Single Family
		- 3/4" Water Meter			
		- Water	\$ 6,035.00	\$ 6,035.00	1.7 ESFC
		- Sewer	\$ 8,654.00	\$ 8,654.00	
		- 1" Water Meter			
		- Water	\$ 9,585.00	\$ 9,585.00	2.7 ESFC
		- Sewer	\$ 13,744.00	\$ 13,744.00	
		- 1-1/4" Water Meter			
		- Water	\$ 10,650.00	\$ 10,650.00	3.0 ESFC
		- Sewer	\$ 15,272.00	\$ 15,272.00	
		- 1-1/2" Water Meter			
		- Water	\$ 11,715.00	\$ 11,715.00	3.3 ESFC
		- Sewer	\$ 16,799.00	\$ 16,799.00	
		- 2" Water Meter			
		- Water	\$ 37,985.00	\$ 37,985.00	10.7 ESFC
		- Sewer	\$ 54,468.00	\$ 54,468.00	
		- 3" Water Meter			
		- Water	\$ 75,615.00	\$ 75,615.00	21.3 ESFC
		- Sewer	\$ 108,428.00	\$ 108,428.00	
		- 4" Water Meter			
		- Water	\$ 118,215.00	\$ 118,215.00	33.3 ESFC
		- Sewer	\$ 169,514.00	\$ 169,514.00	
		- 6" Water Meter			
		- Water	\$ 236,785.00	\$ 236,785.00	66.7 ESFC
		- Sewer	\$ 339,536.00	\$ 339,536.00	
		- 8" Water Meter			
		- Water	\$ 378,785.00	\$ 378,785.00	106.7 ESFC
		- Sewer	\$ 543,156.00	\$ 543,156.00	
		- 10" Water Meter			

		- Water	\$ 544,215.00	\$ 544,215.00	
		- Sewer	\$ 780,374.00	\$ 780,374.00	153.3 ESFC
f.	Vehicle Equipment Replace Program (VERP)	Per residential utility account per month	\$ 4.00	\$ 4.00	ls
		Per commercial utility account per month	\$ 14.00	\$ 14.00	ls
L.	ZONING AND SUBDIVISION FEES				
a.	Zoning				
	1.	Zoning Change or Classification Addition Request	\$ 434.01	\$ 448.37	ls
	2.	Board of Adjustment Appeal	\$ 434.01	\$ 448.37	ls
	3.	Board of Adjustment, Refund ( <i>In the event of appeal to a Court, it is found that BOA had no jurisdiction on the issue brought forward to BOA.</i> )	\$ 124.00	\$ 128.11	ls
b.	Subdivision				
	1.	Plat/Replat Filing Fees			
	i.	Base Preliminary Platting Fee	\$ 750.90	\$ 775.75	per Plat
	ii.	Base Final Platting Fee	\$ 461.56	\$ 476.84	per Plat
	iii.	Single Family Residential Development	\$ 76.93	\$ 79.47	per Lot
	iv.	Non-single Family Residential Development	\$ 558.01	\$ 576.48	per Acre

	2.	Variance	\$ 198.63	\$ 205.21	ls
	3.	Plat Deferral	\$ 513.23	\$ 530.22	ls
	4.	Performance Agreement Time Extension	\$ 334.12	\$ 345.17	ls
	5.	Vacating Declaration	\$ 378.89	\$ 391.44	ls
	6.	Replat Involving Notification	\$ 583.27	\$ 602.57	ls
	7.	Amending Plat	\$ 667.08	\$ 689.16	ls
	8.	Plat Withdrawal	\$ 205.52	\$ 212.32	ls
	9.	Emergency Add-on	\$ 411.04	\$ 424.65	ls
	10.	Mobile Home Park Plan Processing Fee	\$ 545.38	\$ 563.43	ls
	11.	Street Name Change Application Processing	\$ 411.04	\$ 424.65	ls
	12.	Street Name Change Installation Fee Per Sign	\$ 275.56	\$ 284.68	ls
	13.	Plat Recording Fee Per Sheet	Actual Cost per Blanco County	Actual Cost per Blanco County	ls
	14.	Processing Fee	\$ 141.22	\$ 145.90	ls
	15.	Plan Review Fee	\$ 507.49	\$ 524.29	ls
	16.	Minor Plat (in any Zoning District)	Actual Cost + 10%	Actual Cost + 10%	ls

## Municipal Fee Schedule Exhibit B

Violation Code	Description	Fine Amount	Type	State Code	Statute
1000	Violation of Ordinance - General	\$0.00	City Ordinance - Non-Traffic		
1001	Violation of City Ordinance - General	\$0.00	City Ordinance - Non-Traffic		
1005	Violation of Ordinance - Junk Vehicles	\$0.00	City Ordinance - Non-Traffic	3999	
1010	Violation of Ordinance -Tractor Trailer	\$0.00	City Ordinance - Non-Traffic	3999	
1015	Violation of Ordinance - Illegal Dumping	\$0.00	City Ordinance - Non-Traffic	3999	
1020	Violation of Ordinance - Fireworks	\$0.00	City Ordinance - Non-Traffic	3999	
1025	Violation of Ordinance - Littering	\$0.00	City Ordinance - Non-Traffic	3999	
1030	Violation of Ordinance - Curfew	\$0.00	City Ordinance - Non-Traffic	3999	
1031	Violation of Ordinance - No Thru Traffic/No Truck Route	\$0.00	City Ordinance - Traffic	3999	
1032	Violation of Ordinance - Conduct Indicating a Need for Supervision	\$0.00	City Ordinance - Non-Traffic	3999	Section 51.03
1033	Violation of Ordinance - Synthetic Marijuana	\$0.00	City Ordinance - Non-Traffic	3999	
1035	Unattended Vehicle	\$0.00	Parking Traffic Misdemeanors	3999	
1040	Use of Wireless Device in School Zone	\$0.00	Non-Parking Traffic Misdemeanors	3999	
1045	Allow Dog/Animal to Run Loose	\$0.00	City Ordinance - Non-Traffic	3999	
1050	Dangerous Dog/Animal	\$0.00	Civil/Administrative Cases	3999	
1055	No Tags for Dog/Animal	\$0.00	City Ordinance - Non-Traffic	3999	
1060	Unlawful Restraint on Dog/Animal	\$0.00	City Ordinance - Non-Traffic	3999	
1061	Animal Cruelty	\$0.00	Penal Code	3999	PC 42.092
1065	Violation of Ordinance - No Rabies Vaccination	\$0.00	City Ordinance - Non-Traffic	3999	
1070	Disorderly Conduct - General	\$300.00	Penal Code	3999	
1075	Disorderly Conduct - Threat	\$0.00	Penal Code	3999	
1080	Disorderly Conduct - Loud Music/Noise	\$100.00	Penal Code	3999	
1085	Disorderly Conduct - Fighting/Assault	\$300.00	Penal Code	3999	
1090	Disorderly Conduct - Obscene Gestures or Language	\$200.00	Penal Code	3999	
1105	Criminal Mischief	\$100.00	Penal Code	3999	PC 28.03
1110	Theft Under \$20	\$0.00	Penal Code	3999	
1115	Theft Under \$50	\$0.00	Penal Code	3999	
1119	Assault - Family Violence	\$375.00	Penal Code	3999	PC 22.01(A)(2)-(3)
1120	Domestic Violence	\$0.00	Penal Code	3999	
1125	Failure to Attend School	\$0.00	Other State Law	3999	Sec. 25.094
1130	Parent Contributing to Nonattendance	\$0.00	Other State Law	3999	Sec. 25.093
1135	Distribution of Tobacco to a Minor	\$100.00	Other State Law	3999	
1140	Possession of Drug Paraphernalia	\$400.00	Other State Law	3999	
1145	Minor in Possession of Tobacco	\$75.00	Other State Law	3999	
1150	Trespass on School Grounds	\$0.00	Other State Law	3999	Sec. 37.122 E.C.
1155	Possession of Intoxicants on Public School Grounds	\$0.00	Other State Law	3999	Sec. 37.14 E.C.
1160	Disruption of Classes	\$0.00	Other State Law	3999	Sec. 37.126 E.C.
1165	Disruption of Transportation	\$0.00	Other State Law	3999	Sec. 37.126 E.C.
1169	Smoking in Prohibited Area	\$0.00	Penal Code	3999	PC 48.01
1170	Consumption of Alcohol on Licensed Premises	\$0.00	Other State Law	3999	
1175	Issuance of Bad Check	\$50.00	Other State Law	3999	
1180	Violation of Ordinance - Burn Ban	\$0.00	City Ordinance - Non-Traffic	3999	
1185	Violation of Ordinance - Dog/Cat/Animals More than 2 in 12 months	\$0.00	City Ordinance - Non-Traffic	3999	
1190	Violation of Ordinance - Animal at Large	\$0.00	City Ordinance - Non-Traffic	3999	
1195	Violation of Ordinance - Animal at Large 2nd Offense	\$0.00	City Ordinance - Non-Traffic	3999	
1200	Violation of Ordinance - Permit Required	\$0.00	City Ordinance - Non-Traffic	3999	
1205	Quarantine Animal	\$0.00	City Ordinance - Non-Traffic	3999	
1210	Fail to Provide Rabies Record	\$0.00	City Ordinance - Non-Traffic	3999	
1215	Possession in Tobacco Free Zone	\$0.00	Other State Law	3999	
1220	Violation of Ordinance - Park in Front Yard	\$0.00	City Ordinance - Non-Traffic	3999	
1225	Occupancy Permit Business and Residential Ordinance	\$0.00	City Ordinance - Non-Traffic	3999	
1230	Contempt of Court (Juvenile)	\$0.00	Other State Law	3999	
1235	Violation of Ordinance - Loitering	\$0.00	City Ordinance - Non-Traffic	3999	
1240	No Parking Zone	\$0.00	Other State Law	3999	
1245	Leaving Child Unattended in Vehicle	\$0.00	Penal Code	3999	
1250	Reckless Damage	\$0.00	Penal Code	3999	
1255	Travel Permit Restriction/Oversized Items	\$0.00	City Ordinance - Traffic	3999	
1260	Violation of Ordinance - Trespassing	\$50.00	Penal Code	3999	PC 30.05
1265	Violation of Ordinance - Discharge Firearm	\$300.00	City Ordinance - Non-Traffic	3999	
1270	Violation of Ordinance - Barking Dog	\$0.00	City Ordinance - Non-Traffic	3999	
1275	Health and Safety Code	\$0.00	Other State Law	3999	
1280	Theft Over \$20 and Under \$500	\$0.00	Penal Code	3999	PC 31.03 (e)(2)(A)(i)
1285	Theft Over \$50 and Under \$500	\$0.00	Penal Code	3999	PC 31.03 (e)(2)(A)(ii)
1290	Operate ATV on Public Street, Road or Highway	\$0.00	Non-Parking Traffic Misdemeanors	3999	TC 663.037
1295	Violation of Ordinance - Building Code	\$0.00	City Ordinance - Non-Traffic	3999	
1300	Violation of Ordinance - Driveway/Easement/Culvert	\$0.00	City Ordinance - Traffic	3999	
1305	Gambling	\$0.00	Penal Code	3999	47.02
1310	Promoting Gang Activity	\$0.00	Other State Law	3999	EC 37.121
1315	Violation of Ordinance - Graffiti	\$0.00	City Ordinance - Non-Traffic	3999	
1320	Violation of Ordinance - High Grass and Weeds	\$0.00	City Ordinance - Non-Traffic	3999	

Violation Code	Description	Fine Amount	Type	State Code	Statute
1325	Violation of Ordinance - High Grass and Weeds 2nd Offense	\$0.00	City Ordinance - Non-Traffic	3999	
1330	Violation of Ordinance - Inhumane Treatment of Animals	\$0.00	City Ordinance - Non-Traffic	3999	
1335	Violation of Ordinance - Mobile Home Regulations	\$0.00	City Ordinance - Non-Traffic	3999	
1345	Violation of Ordinance - Window Peeping	\$100.00	City Ordinance - Non-Traffic	3999	
1350	Violation of Ordinance - Trash and Debris	\$0.00	City Ordinance - Non-Traffic	3999	
1355	Violation of Ordinance - Water Usage/Discharge	\$0.00	City Ordinance - Non-Traffic	3999	
1360	Academic Product: Deceptive Marketing/Preparation	\$0.00	Penal Code	3999	32.5
1365	Sell Motor Vehicle with Overlay Place on Center High Mounted Stop Lamp	\$0.00	Other State Law	3999	35.46
1370	False Report/Missing Child/Missing Person/ to Peace Officer	\$0.00	Penal Code	3999	37.08, 37.081
1375	Contraband in Correctional Facility	\$0.00	Penal Code	3999	38.114
1380	Interference with Public Servant	\$0.00	Penal Code	3999	38.15
1385	Civil Process, Preventing Execution	\$0.00	Penal Code	3999	38.16
1390	Use of Laser Pointers at Uniformed Safety Officer	\$0.00	Penal Code	3999	42.13
1395	Possession of Marihuana Two Ounces or Less	\$0.00	Other State Law	3999	HSC 481.421 (b)(1)
1400	Possession of Marihuana Four Ounces or Less but More than Two ounces	\$0.00	Other State Law	3999	HSC 481.421 (b)(2)
1405	False Statement	\$0.00	Other State Law	3999	101.69
1410	Report of Seizure	\$0.00	Other State Law	3999	103.05
1415	Violation of Ordinance - Appliance/Furniture	\$0.00	City Ordinance - Non-Traffic	3999	
1420	Violation of Ordinance - Lake Regulations	\$0.00	City Ordinance - Non-Traffic	3999	
1425	Violation of Ordinance - False Reports	\$0.00	City Ordinance - Non-Traffic	3999	
1430	Violation of Ordinance - Indecent Exposure/Lewd Behavior	\$200.00	City Ordinance - Non-Traffic	3999	
1435	Violation of Ordinance - More than 4 Animals Per Household in City Limits	\$0.00	City Ordinance - Non-Traffic	3999	
1440	Violation of Ordinance - Parking Regulations	\$0.00	City Ordinance - Non-Traffic	3999	
1445	Unknown for Conversion	\$0.00	Non-Parking Traffic Misdemeanors		
1450	Juvenile Offense	\$0.00	Other State Law	3999	
1455	Abuse of Official Capacity	\$0.00	Penal Code	3999	39.02(c)(1)
1460	Actions of Employee	\$0.00	Other State Law	3999	106.14
1465	Allow Dangerous Driver to Borrow Vehicle	\$0.00	Non-Parking Traffic Misdemeanors	3999	TC 705.001
1470	Arrest of Person in Possession	\$0.00	Other State Law	3999	103.04
1475	Beverages Made from Certain Materials/Alcohol Content Prohibited	\$0.00	Other State Law	3999	101.65, 101.66
1480	Bond, Motor Transportation Broker	\$0.00	Non-Parking Traffic Misdemeanors	3999	TC 646.004
1485	Charges Fee Greater than Authorized	\$0.00	Non-Parking Traffic Misdemeanors	3999	TC 643.253(d)
1490	Deceptive Business Practice: Criminal Neg. - No Prior Conviction	\$0.00	Non-Parking Traffic Misdemeanors	3999	32.42(c)(1)
1495	Dog Fighting: Spectator	\$0.00	Other State Law	3999	42.20(a)(6)
1500	Electronic Transmission of Certain Visual Material Depicting Minor	\$0.00	Penal Code	3999	43.261
1505	Electronically Readable Information on DL: Compiles Database	\$0.00	Non-Parking Traffic Misdemeanors	3999	TC 521.126(c)
1510	Electronically Readable Information on DL:Sold or Disseminated to Third Party	\$0.00	Other State Law	3999	161.0825
1515	Employment of Minors	\$0.00	Other State Law	3999	106.09
1520	Equipment or Material for Manufacture of Illicit Beverages	\$0.00	Other State Law	3999	103.02
1525	Expungement of Conviction for Consumption on Premises Licensed for Off-Premises Consumption	\$0.00	Other State Law	3999	101.73
1530	Expungement of Conviction of a Minor	\$0.00	Other State Law	3999	106.12
1535	Fail to Comply with Regulations Transporting Hazardous Materials	\$0.00	Non-Parking Traffic Misdemeanors	3999	TC 644.151
1540	Fail to Display Certificate/Properly Identify Vehicle Hauling Citrus Fruits	\$0.00	Other State Law	3999	102.104
1545	Fail to Display Receipt for Certified Mail/Letter of Acknowledgment	\$0.00	Non-Parking Traffic Misdemeanors	3999	TC 641.025 (d) (1) (2)
1550	Fail to Display Registration - Commercial Motor Vehicles	\$0.00	Non-Parking Traffic Misdemeanors	3999	TC 502.151; TC 502.401
1555	Failure to Carry Copy of Bond in Vehicle	\$0.00	Non-Parking Traffic Misdemeanors	3999	TC 622.013-7; TC 622.134-6; TC 623.163-5
1560	Failure to Pay or Satisfy a Judgement Ordering the Payment of a Fine	\$0.00	Non-Parking Traffic Misdemeanors	3999	TC 706.004
1565	Failure to Stop/Permit Inspection, Petroleum Product Transport Vehicle	\$0.00	Other State Law	3999	115.047
1570	False Statement for Property or Credit - Property or Credit is	\$0.00	Penal Code	3999	32.32(c)(1)
1575	Federal Standard Compliance	\$0.00	Non-Parking Traffic Misdemeanors	3999	TC 547.3215
1580	Firearm, Accessible to a Child	\$0.00	Penal Code	3999	46.13(d)
1585	Hazard Lamps, Public Transportation	\$0.00	Non-Parking Traffic Misdemeanors	3999	TC 547.7011
1586	Bicycle-Safety Equipment	\$0.00	Non-Parking Traffic Misdemeanors	3999	TC 551.104
1590	Proceeds from Sale	\$0.00	Penal Code	3999	32.33(e)(1)



Violation Code	Description	Fine Amount	Type	State Code	Statute
1595	Hindering Secured Creditors if Value of Property	\$0.00	Penal Code	3999	32.33(d)(1)
1600	Hours of Sale: Liquor, Mixed Beverages, Beer, Consumption	\$0.00	Other State Law	3999	105.01, 105.03, 105.05, 105.06
1605	Illicit Beverages Prohibited	\$0.00	Other State Law	3999	103.01
1610	Importation by a Minor	\$0.00	Other State Law	3999	106.08
1615	Improper/No Identifying Markings - Commercial Vehicle	\$0.00	Non-Parking Traffic Misdemeanors	3999	TC 642.002
1630	Indecent Graphic Material	\$0.00	Other State Law	3999	101.64
1635	Inspection of Premises (Vehicle)	\$0.00	Non-Parking Traffic Misdemeanors	3999	TC 644.151
1640	Inspection of Vehicle	\$0.00	Non-Parking Traffic Misdemeanors	3999	101.71
1645	Interference with Police Service Animals: Taunts, Torments, Strikes	\$0.00	Penal Code	3999	38.151(c)(1)
1650	Mobile Home: Compensation for Unlawful Movement	\$0.00	Non-Parking Traffic Misdemeanors	3999	TC 623.105
1655	No Copy of Lease in Cab of Leased Motor Vehicle	\$0.00	Non-Parking Traffic Misdemeanors	3999	TC 631.025(a) (1)
1660	No Escort Vehicle/No Red Flags/No Wide Load Signs - Mobile Home	\$0.00	Non-Parking Traffic Misdemeanors	3999	TC 623.099
1665	No Lease on File	\$0.00	Non-Parking Traffic Misdemeanors	3999	TC 641.021
1670	No Lease Signs	\$0.00	Non-Parking Traffic Misdemeanors	3999	TC 641.041; 641.042
1675	No Placard - or other Marking as Required	\$0.00	Non-Parking Traffic Misdemeanors	3999	TC 644.151
1680	No Receipt for Certified Mail/No Letter of Acknowledgment/Transmittal	\$0.00	Non-Parking Traffic Misdemeanors	3999	TC 641.025
1685	Offenses Relating to Bingo	\$0.00	Other State Law	3999	101.74
1690	Operate All-Terrain Vehicle with Passenger on Public Property (Unless Equipped for Passengers)	\$0.00	Non-Parking Traffic Misdemeanors	3999	TC 663.036
1695	Operate All-Terrain Vehicle without Safety Certificate	\$0.00	Non-Parking Traffic Misdemeanors	3999	TC 663.031; TC 663.032
1700	Operate Motor Vehicle on Dune Seaward of Dune Protection Line	\$0.00	Non-Parking Traffic Misdemeanors	3999	TC 750.003
1705	Operate Motor Vehicle with Restrictions: Including Wireless Communications Device	\$0.00	Non-Parking Traffic Misdemeanors	3999	TC 545.424
1710	Operate Motorcycle/Moped by Person	\$0.00	Non-Parking Traffic Misdemeanors	3999	TC 545.424
1715	Operation Motor Vehicle Protected Freshwater Area	\$0.00	Other State Law	3999	90.002
1720	Owner Fail to Mark Special Mobile Equipment	\$0.00	Non-Parking Traffic Misdemeanors	3999	TC 622.072
1725	Personal Property on Roadway: Reimburse for Removal	\$0.00	Non-Parking Traffic Misdemeanors	3999	TC 545.3051
1730	Plea of Guilty by Minor	\$0.00	Other State Law	3999	ABC 106.1
1735	Port Authority Permitted Vehicle	\$0.00	Non-Parking Traffic Misdemeanors	3999	TC 623.217
1740	Prima Facie Evidence of Intent to Sell	\$0.00	Other State Law	3999	101.32
1745	Prior Approval of Malt Beverages	\$0.00	Other State Law	3999	ABC 101.67
1750	Prohibited Activities by Persons Younger than 18	\$0.00	Other State Law	3999	106.15
1755	Public Comm., Illegal Divulgence	\$0.00	Penal Code	3999	16.05(e)(2)
1760	Punishment for Alcohol Related Offense By Minor	\$0.00	Other State Law	3999	106.071
1765	Railroad Property, Interference, Enters w/out Consent	\$0.00	Penal Code	3999	28.07(b)(2)(A)
1770	Recruitment of Athlete, Illegal Benefit	\$0.00	Penal Code	3999	32.441(e)(1)
1775	Repeat Offender - Educational Program Completed	\$0.00	Other State Law	3999	CCP 42.12
1780	Reports of Court to Commission/Department of Public Safety	\$0.00	Other State Law	3999	ABC 106.116, ABC 106.117
1785	Sale to Certain Persons	\$0.00	Other State Law	3999	ABC 101.63
1790	Sale to Minors	\$0.00	Other State Law	3999	ABC 106.03
1795	Sanctions Against Retailer	\$0.00	Other State Law	3999	ABC 106.13
1800	School Bus Driver, Unauthorized	\$0.00	Non-Parking Traffic Misdemeanors	3999	TC 521.022
1805	Seizure of Illicit Beverages, Etc.	\$0.00	Other State Law	3999	ABC 103.03
1810	Soil Conservation Equipment Operated on Highway - Failure to Register	\$0.00	Non-Parking Traffic Misdemeanors	3999	TC 502.188(e)
1815	Stay at Rest Area Longer than Permitted	\$0.00	Non-Parking Traffic Misdemeanors	3999	TC 545.411
1820	Surcharge on DL Violation, Failure to Pay	\$0.00	Non-Parking Traffic Misdemeanors	3999	TC 708.152
1825	Tampering w/Govt Record - School Enrollment	\$0.00	Penal Code	3999	PC 37.10(c)(3)
1830	Throwing Injurious Substance on Highway	\$0.00	Other State Law	3999	TC 365.014
1835	Tow Trucks - Permit not Required to Exceed Weight Limitations	\$0.00	Non-Parking Traffic Misdemeanors	3999	TC 622.954
1840	Traffic-Control Signal Preemption Device: Uses, Sells, Offers for Sale, Purchases or Possesses for Use or Sale	\$0.00	Non-Parking Traffic Misdemeanors	3999	TC 544.0055
1845	Transponder, Insufficiently Funded: Seizure by Peace Officer	\$0.00	Non-Parking Traffic Misdemeanors	3999	TC 284.213(b)
1850	Transport Animals without Permit or with Fraudulent Permit	\$0.00	Other State Law	3999	TC 146.008
1855	Transport Unmarked Special Mobile Equipment(Documented)/(Undocumented)	\$0.00	Non-Parking Traffic Misdemeanors	3999	TC 622.073
1860	Victoria County Navigation District: Overweight Permits	\$0.00	Non-Parking Traffic Misdemeanors	3999	TC 623.23

Violation Code	Description	Fine Amount	Type	State Code	Statute
1865	Violate Motor Carrier Regulations Registration	\$0.00	Non-Parking Traffic Misdemeanors	3999	TC 643.252, TC 643.253
1870	Violate Motor Carrier Safety Standards	\$0.00	Non-Parking Traffic Misdemeanors	3999	TC 644.001 et seq
1875	Violation of Code or Rule	\$0.00	Other State Law	3999	Sec. 101.61
1880	Operate Unlicensed Vehicle Storage Facility	\$0.00	Other State Law	3999	Occ Ch.2303
1894	Theft of Service	\$0.00	Penal Code	3999	PC 31.04
1895	Theft of Service >= \$20 and	\$100.00	Penal Code	3999	PC 31.04 (e)(2)
1900	Fail to Display Inspection Certificate	\$0.00	Non-Parking Traffic Misdemeanors	3999	TC 548.602
1905	Fail to Display Valid Cab Card - Commercial Vehicle	\$0.00	Non-Parking Traffic Misdemeanors	3999	TC 643.059
1910	Racing-Drag Racing: DL Suspension	\$0.00	Non-Parking Traffic Misdemeanors	3999	TC 521.35
1915	Government Code	\$0.00	Other State Law	3999	
1920	Penal Code	\$0.00	Other State Law	3999	
1925	Violation of Ordinance - Park Regulations	\$0.00	City Ordinance - Non-Traffic	3999	
1930	Violation of Ordinance - Motor Engine Brakes / No Jake Brakes	\$0.00	City Ordinance - Traffic	3999	
1935	Contempt of Court	\$0.00	Other State Law	3999	Sec. 21.002
1940	Violation of Ordinance - Destruction of Local Govt Property	\$0.00	City Ordinance - Non-Traffic	3999	
1945	Violation of Ordinance - Urinating in Public Place	\$100.00	City Ordinance - Non-Traffic	3999	
1950	Violation of Ordinance - Noxious/Unreasonable Odor	\$50.00	City Ordinance - Non-Traffic	3999	
1955	Violation of Ordinance - E-Cigarette	\$0.00	City Ordinance - Non-Traffic	3999	
2000	Operating Vehicle with Unauthorized Temporary Tag	\$375.00	Non-Parking Traffic Misdemeanors	3999	TC 503.067
2005	Improperly Secured Temporary Tag	\$150.00	Non-Parking Traffic Misdemeanors	3999	
3001	Speeding	\$0.00	Non-Parking Traffic Misdemeanors	3001	TC 545.361
3002	Unsafe Speed	\$150.00	Non-Parking Traffic Misdemeanors	3002	TC 545.351
3003	Impeding Traffic	\$0.90	Non-Parking Traffic Misdemeanors	3003	TC 545.363
3004	Racing	\$100.00	Non-Parking Traffic Misdemeanors	3004	TC 545.42
3005	Failed To Yield Right of Way	\$180.00	Non-Parking Traffic Misdemeanors	3005	TC 545.151
3006	Ran Stop Sign	\$180.00	Non-Parking Traffic Misdemeanors	3006	TC 545.151
3007	Ran Red Light	\$180.00	Non-Parking Traffic Misdemeanors	3007	TC 544.007
3008	Disregarded Flashing Yellow Signal	\$51.00	Non-Parking Traffic Misdemeanors	3008	TC 544.008
3009	Changed Lane When Unsafe	\$51.00	Non-Parking Traffic Misdemeanors	3009	TC 545.06
3010	Speeding - Fuel Conservation Roadway	\$0.00	Non-Parking Traffic Misdemeanors	3010	TC 545.3625
3011	Turned Left from Wrong Lane	\$51.00	Non-Parking Traffic Misdemeanors	3011	TC 545.101
3012	Turned Right from Wrong Lane	\$51.00	Non-Parking Traffic Misdemeanors	3012	TC 545.101
3013	Cut Corner Left Turn	\$26.00	Non-Parking Traffic Misdemeanors	3013	TC 545.101
3014	Improper Turn	\$51.00	Non-Parking Traffic Misdemeanors	3014	TC 545.103
3015	Wrong Side of Road	\$29.00	Non-Parking Traffic Misdemeanors	3015	TC 545.051
3016	Drove Wrong Way on One-Way Roadway	\$76.00	Non-Parking Traffic Misdemeanors	3016	TC 545.059
3017	Following Too Closely	\$51.00	Non-Parking Traffic Misdemeanors	3017	TC 545.062
3018	Passed - Insufficient Clearance	\$51.00	Non-Parking Traffic Misdemeanors	3018	TC 545.054
3019	Disregarded No Passing Zone	\$26.00	Non-Parking Traffic Misdemeanors	3019	TC 545.055
3020	Illegal Pass on Right/Improved Shoulder	\$150.00	Non-Parking Traffic Misdemeanors	3020	TC 545.057
3021	Failed to Stop for School Bus/Passing School Bus	\$204.00	Non-Parking Traffic Misdemeanors	3021	TC 545.066
3022	Improper Passing	\$50.00	Non-Parking Traffic Misdemeanors	3022	TC 545.057
3023	Boating While Intoxicated	\$0.00	Penal Code	3023	PC 49.06
3024	Unsafe Start Parked, Stopped, Standing/Exhibition of Acceleration	\$50.00	Non-Parking Traffic Misdemeanors	3024	TC 545.402
3025	Failure to Maintain Financial Responsibility - 2nd Offense	\$350.00	Non-Parking Traffic Misdemeanors	3025	TC 601.191
3026	Parking on Roadway	\$70.00	Parking Traffic Misdemeanors	3026	TC 545.301
3027	Flying While Intoxicated	\$0.00	Penal Code	3027	PC 49.05
3028	Crossing Physical Barrier	\$0.00	Non-Parking Traffic Misdemeanors	3028	TC 545.063
3029	Amusement Ride Intoxication	\$0.00	Penal Code	3029	PC 49.065
3031	Unrestrained Child - Safety Seat Violation	\$250.00	Non-Parking Traffic Misdemeanors	3031	TC 545.412
3032	No Seat Belt - Driver	\$30.00	Non-Parking Traffic Misdemeanors	3032	TC 545.413
3033	No Seat Belt - Passenger	\$0.00	Non-Parking Traffic Misdemeanors	3033	TC 545.413
3034	Child Not Secured by Seat Belt	\$0.00	Non-Parking Traffic Misdemeanors	3034	TC 545.413(b)
3035	Consume Alcohol While Driving	\$275.00	Penal Code	3035	PC 49.03
3036	False Swearing DL Application	\$0.00	Non-Parking Traffic Misdemeanors	3036	TC 521.454
3037	Use of Illegally Obtained DL/ID	\$0.00	Non-Parking Traffic Misdemeanors	3037	TC 521.455
3038	Operate Vehicle with Child in Open Bed	\$50.00	Non-Parking Traffic Misdemeanors	3038	TC 545.414
3039	Speeding 15 Miles or More Over Posted Limit	\$0.00	Non-Parking Traffic Misdemeanors	3039	TC 545.352
3040	Aggravated Assault with Motor Vehicle	\$0.00	Penal Code	3040	PC 22.02
3041	Criminal Negligent Homicide	\$0.00	Penal Code	3041	PC19.05
3042	Driving While Intoxicated	\$65.00	Penal Code	3042	PC 49.04
3043	Driving Under Influence of Drugs	\$208.00	Penal Code	3043	PC 49.01
3044	Murder with Motor Vehicle	\$0.00	Penal Code	3044	PC 49.08
3045	Fail to Stop and Render Aid	\$25.00	Non-Parking Traffic Misdemeanors	3045	TC 550.023
3046	Involuntary Manslaughter	\$0.00	Penal Code	3046	PC 49.08
3047	Driving While Intoxicated - Probated	\$0.00	Non-Parking Traffic Misdemeanors	3047	Art 42.12(1)
3048	DWI Bond Forfeiture	\$0.00	Non-Parking Traffic Misdemeanors	3048	
3049	Failure to Maintain Financial Responsibility	\$260.00	Non-Parking Traffic Misdemeanors	3049	TC 601.191
3050	Fail to Control Speed	\$200.00	Non-Parking Traffic Misdemeanors	3050	TC 545.351
3051	Speed under Minimum	\$0.00	Non-Parking Traffic Misdemeanors	3051	TC 545.363

Violation Code	Description	Fine Amount	Type	State Code	Statute
3052	Failed to Yield at Stop Intersection	\$180.00	Non-Parking Traffic Misdemeanors	3052	TC 545.151
3053	Failed to Yield at Yield Intersection	\$180.00	Non-Parking Traffic Misdemeanors	3053	TC 545.151
3054	Failed to Yield Right of Way at Open Intersection	\$180.00	Non-Parking Traffic Misdemeanors	3054	TC 545.151
3055	Failed to Yield Right of Way - Turn Left	\$180.00	Non-Parking Traffic Misdemeanors	3055	TC 545.152
3056	Failed to Yield ROW Leaving Private Dr., Alley, Etc.	\$180.00	Non-Parking Traffic Misdemeanors	3056	TC 545.155
3057	Failed to Yield ROW to Emergency Vehicle	\$180.00	Non-Parking Traffic Misdemeanors	3057	TC 545.156
3058	Failed to Yield Right of Way - on Green Signal	\$180.00	Non-Parking Traffic Misdemeanors	3058	TC 544.007
3059	Disregarded Traffic Control Device	\$180.00	Non-Parking Traffic Misdemeanors	3059	TC 544.004
3060	Fail to Stop-Designated Point - Stop Sign	\$25.00	Non-Parking Traffic Misdemeanors	3060	TC 544.01
3061	Fail to Stop-Designated Point - Yield Sign	\$0.00	Non-Parking Traffic Misdemeanors	3061	TC 544.01
3062	Lack of Caution on Green Arrow Signal	\$0.00	Non-Parking Traffic Misdemeanors	3062	TC 544.007
3063	Fail to Stop Proper Place - Traffic Light	\$50.00	Non-Parking Traffic Misdemeanors	3063	TC 544.007
3064	Fail to Stop Proper Place - Not Intersect	\$0.00	Non-Parking Traffic Misdemeanors	3064	TC 544.007
3065	Disregarded Warning Sign at Construction	\$25.00	Non-Parking Traffic Misdemeanors	3065	TC 472.022
3066	Drove through Safety Zone	\$0.00	Non-Parking Traffic Misdemeanors	3066	TC 545.403
3067	Disregarded Flashing Red Signal	\$50.00	Non-Parking Traffic Misdemeanors	3067	TC 544.008
3068	Fail Stop Proper Place - Flash Red Signal	\$50.00	Non-Parking Traffic Misdemeanors	3068	TC 544.008
3069	Disregarded Lane Control Signal	\$25.00	Non-Parking Traffic Misdemeanors	3069	TC 544.009
3070	Failed to Drive in Single Lane	\$50.00	Non-Parking Traffic Misdemeanors	3070	TC 545.06
3071	Disregarded No Lane Change Sign	\$50.00	Non-Parking Traffic Misdemeanors	3071	TC 545.06
3072	Disregarded Signal at Rail Road Crossing	\$100.00	Non-Parking Traffic Misdemeanors	3072	TC 545.251
3073	Disregarded Rail Road Crossing Gate or Flagman	\$0.00	Non-Parking Traffic Misdemeanors	3073	TC 545.251
3074	Failed to Stop at Marked Rail Road Crossing	\$75.00	Non-Parking Traffic Misdemeanors	3074	TC 545.252
3075	Heavy Equipment Disregarded Signal of Train	\$0.00	Non-Parking Traffic Misdemeanors	3075	TC 545.255
3076	Turned Across Dividing Section	\$0.00	Non-Parking Traffic Misdemeanors	3076	TC 545.063
3077	Turned Right Too Wide	\$0.00	Non-Parking Traffic Misdemeanors	3077	TC 545.101
3078	Disregarded Turn Marks at Intersection	\$0.00	Non-Parking Traffic Misdemeanors	3078	TC 545.101
3079	Made U-Turn on Curve or Hill	\$0.00	Non-Parking Traffic Misdemeanors	3079	TC 545.102
3080	Turned When Unsafe	\$50.00	Non-Parking Traffic Misdemeanors	3080	TC 545.103
3081	Cut Across Driveway to Make Turn	\$0.00	Non-Parking Traffic Misdemeanors	3081	TC 545.423
3082	Failed to Yield Right of Way on Left at Obstruction	\$0.00	Non-Parking Traffic Misdemeanors	3082	TC 545.051
3083	Slower Vehicle Failed to Keep to Right	\$0.00	Non-Parking Traffic Misdemeanors	3083	TC 545.051
3084	Failed to Signal Lane Change	\$0.00	Non-Parking Traffic Misdemeanors	3084	TC 545.104
3085	Failed to Give One - Half of Roadway	\$25.00	Non-Parking Traffic Misdemeanors	3085	TC 545.052
3086	Failed to Pass Met Vehicle to Right	\$0.00	Non-Parking Traffic Misdemeanors	3086	TC 545.052
3087	Drove to Left of Rotary Traffic Island	\$0.00	Non-Parking Traffic Misdemeanors	3087	TC 545.059
3088	Drove on Wrong Side - Divided Highway	\$50.00	Non-Parking Traffic Misdemeanors	3088	TC 545.063
3089	Drove Center Lane - Not Pass or Left Turn	\$150.00	Non-Parking Traffic Misdemeanors	3089	TC 545.06
3090	Drove Wrong Way in Designated Lane	\$50.00	Non-Parking Traffic Misdemeanors	3090	TC 545.06
3091	Wrong Side Road - Not Passing	\$75.00	Non-Parking Traffic Misdemeanors	3091	TC 545.055
3092	Cut in after Passing	\$50.00	Non-Parking Traffic Misdemeanors	3092	TC 545.053
3093	Passed Vehicle Stopped for Pedestrian	\$0.00	Non-Parking Traffic Misdemeanors	3093	TC 552.003
3094	Illegally Passed Streetcar	\$0.00	Non-Parking Traffic Misdemeanors	3094	TC 545.201
3095	Failed to Stop for Streetcar or Stop Wrong Location	\$0.00	Non-Parking Traffic Misdemeanors	3095	TC 545.202
3096	Failed to Signal Turn	\$29.00	Non-Parking Traffic Misdemeanors	3096	TC 545.104
3097	Failed to Signal Distance before Turn	\$0.00	Non-Parking Traffic Misdemeanors	3097	TC 545.104
3098	Failed to Signal - for Stop	\$0.00	Non-Parking Traffic Misdemeanors	3098	TC 545.105
3099	Improper Turn or Stop Signal	\$50.90	Non-Parking Traffic Misdemeanors	3099	TC 545.106
3101	Driving While License Invalid	\$500.00	Non-Parking Traffic Misdemeanors	3101	TC 521.457
3103	No Driver License/No Valid DL	\$200.00	Non-Parking Traffic Misdemeanors	3103	TC 521.021
3104	Disregard School Crossing Guard	\$0.00	Non-Parking Traffic Misdemeanors	3104	
3105	Fraudulent Government Record	\$0.00	Non-Parking Traffic Misdemeanors	3105	TC 502.41
3106	Violate Driver License Restriction	\$81.00	Non-Parking Traffic Misdemeanors	3106	TC 521.221
3107	Permit Unlawful Use of Driver License	\$0.00	Non-Parking Traffic Misdemeanors	3107	TC 521.451
3108	Refuse to Surrender Driver License - Suspended	\$0.00	Non-Parking Traffic Misdemeanors	3108	TC 521.315
3109	False Statement on Driver License Application	\$0.00	Non-Parking Traffic Misdemeanors	3109	TC 521.451
3110	Display Altered Driver License	\$100.00	Non-Parking Traffic Misdemeanors	3110	TC 521.451
3111	Present Driver License Issued to Another Person	\$0.00	Non-Parking Traffic Misdemeanors	3111	TC 521.451
3112	No Motorcycle License	\$50.00	Non-Parking Traffic Misdemeanors	3112	TC 521.221
3113	Failed to Sound Horn - Mountain Road	\$0.00	Non-Parking Traffic Misdemeanors	3113	TC 545.405
3114	Failed to Yield Row to Pedestrian at Signal Intersect	\$0.00	Non-Parking Traffic Misdemeanors	3114	TC 544.007
3115	Failed to Yield Right of Way to Pedestrian on Sidewalk	\$0.00	Non-Parking Traffic Misdemeanors	3115	TC 552.006
3116	Failed Yield ROW to Pedestrian in Crosswalk - No Signal	\$0.00	Non-Parking Traffic Misdemeanors	3116	TC 552.003
3117	Failed to Use Due Care for Pedestrian	\$0.00	Non-Parking Traffic Misdemeanors	3117	TC 552.008
3118	Failed Yield ROW for Blind or Incapacitated Person	\$0.00	Non-Parking Traffic Misdemeanors	3118	TC 552.003
3119	Too Many Riders on Motorcycle	\$0.00	Non-Parking Traffic Misdemeanors	3119	TC 545.416
3120	Carry Passenger without Helmet	\$0.00	Non-Parking Traffic Misdemeanors	3120	TC 661.003
3121	Disregard Police Officer or Crossing Guard	\$25.00	Non-Parking Traffic Misdemeanors	3121	TC 542.501
3122	Fleeing from Police Officer	\$0.00	Non-Parking Traffic Misdemeanors	3122	TC 545.421

Violation Code	Description	Fine Amount	Type	State Code	Statute
3123	Reckless Driving	\$0.00	Non-Parking Traffic Misdemeanors	3123	TC 545.401
3124	Failed to Give Way When Overtaken	\$0.90	Non-Parking Traffic Misdemeanors	3124	TC 545.053
3125	Increased Speed While Being Overtaken	\$0.00	Non-Parking Traffic Misdemeanors	3125	TC 545.053
3126	Did Not Use Designated Lane or Direction	\$0.00	Non-Parking Traffic Misdemeanors	3126	TC 545.064
3127	Drove onto Controlled Access Hwy Where Prohibited	\$0.90	Non-Parking Traffic Misdemeanors	3127	TC 545.064
3128	Prohibited Motor Vehicle on Control Access Highway	\$200.00	Non-Parking Traffic Misdemeanors	3128	TC 545.065
3129	Drove on Streetcar Tracks Where Prohibited	\$0.00	Non-Parking Traffic Misdemeanors	3129	TC 545.203
3130	Interfere with Streetcar	\$0.00	Non-Parking Traffic Misdemeanors	3130	TC 545.203
3131	Failed to Stop for Approaching Train	\$0.90	Non-Parking Traffic Misdemeanors	3131	TC 545.251
3132	Bus Failed to Stop at Rail Road Crossing	\$0.00	Non-Parking Traffic Misdemeanors	3132	TC 545.253
3133	Bus Shifting Gears While Cross Rail Road Tracks	\$0.00	Non-Parking Traffic Misdemeanors	3133	TC 545.253
3134	Vehicle Haul Explosive Fail Reduce Speed RR Crossing	\$0.00	Non-Parking Traffic Misdemeanors	3134	TC 545.254
3135	Vehicle Haul Explosive Fail Stop at RR Crossing	\$0.00	Non-Parking Traffic Misdemeanors	3135	TC 545.254
3136	Cross RR with Heavy Equipment without Notice	\$0.00	Non-Parking Traffic Misdemeanors	3136	TC 545.255
3137	Crossing RR with Heavy Equipment w/out Stop/Safety	\$0.00	Non-Parking Traffic Misdemeanors	3137	TC 545.255
3138	Fail to Stop from Alley Driveway or Building	\$0.90	Non-Parking Traffic Misdemeanors	3138	TC 545.256
3139	Failed to Keep to Right of Mountain Road	\$0.00	Non-Parking Traffic Misdemeanors	3139	TC 545.405
3140	Unlawful Display/Possession DL/ID	\$150.00	Non-Parking Traffic Misdemeanors	3140	TC 521.451
3141	Lend/Permit Use Driver License/Identification Card	\$0.00	Non-Parking Traffic Misdemeanors	3141	TC 521.451
3142	Display DL/ID Issued to Another	\$0.00	Non-Parking Traffic Misdemeanors	3142	TC 521.451
3143	Refuse to Surrender DL/ID	\$0.00	Non-Parking Traffic Misdemeanors	3143	TC 521.451
3144	Possess More than One Valid DL/ID (TX)	\$0.00	Non-Parking Traffic Misdemeanors	3144	TC 521.451
3145	False Statement DL/ID Application	\$208.00	Non-Parking Traffic Misdemeanors	3145	TC 521.451
3146	Sell/Distribute Deceptive DL/ID	\$0.00	Non-Parking Traffic Misdemeanors	3146	TC 521.456
3147	Possess Deceptive DL/ID	\$0.00	Non-Parking Traffic Misdemeanors	3147	TC 521.453
3148	Driving While License Invalid - Bond Forfeiture	\$0.00	Non-Parking Traffic Misdemeanors	3148	TC 521.347
3149	Fictitious License Plate/Registration/Safety Inspection	\$100.00	Non-Parking Traffic Misdemeanors	3149	TC 502.409
3150	Improper Use of Auxiliary Passing Lamps	\$0.00	Non-Parking Traffic Misdemeanors	3150	TC 547.329
3151	Too Many Auxiliary Passing Lamps	\$0.00	Non-Parking Traffic Misdemeanors	3151	TC 547.329
3152	Improper Use of Auxiliary Driving Lamps	\$0.00	Non-Parking Traffic Misdemeanors	3152	TC 547.33
3153	Too Many Auxiliary Driving Lamps	\$0.00	Non-Parking Traffic Misdemeanors	3153	TC 547.33
3154	Failed to Use Proper Headlight Beam	\$0.00	Non-Parking Traffic Misdemeanors	3154	TC 547.333
3155	Failed to Dim Headlights - Meeting	\$25.90	Non-Parking Traffic Misdemeanors	3155	TC 547.333
3156	Failed to Dim Headlights - Following	\$25.00	Non-Parking Traffic Misdemeanors	3156	TC 547.333
3157	More than 4 Driving Lamps Lighted	\$0.00	Non-Parking Traffic Misdemeanors	3157	TC 547.302
3158	Unauthorized Use of Siren, Bell, Whistle	\$0.00	Non-Parking Traffic Misdemeanors	3158	TC 547.501
3159	Warning Devices Not Displayed	\$0.00	Non-Parking Traffic Misdemeanors	3159	TC 547.503
3160	Passengers/Load Obstruct Driver's View or Control	\$0.00	Non-Parking Traffic Misdemeanors	3160	TC 545.417
3161	No Head Lamps - When Not Equipped	\$0.00	Non-Parking Traffic Misdemeanors	3161	TC 545.321
3162	Defective Head Lamps	\$150.00	Non-Parking Traffic Misdemeanors	3162	TC 545.321
3163	Headlamps Glaring Not Adjusted	\$0.00	Non-Parking Traffic Misdemeanors	3163	TC 547.333
3164	No Multiple-Beam Road lighting Equipment	\$0.00	Non-Parking Traffic Misdemeanors	3164	TC 547.333
3165	Improperly Directed Lamps	\$0.00	Non-Parking Traffic Misdemeanors	3165	TC 547.305
3166	No Tail Lamps	\$0.00	Non-Parking Traffic Misdemeanors	3166	TC 547.322
3167	Defective Tail Lamps	\$150.00	Non-Parking Traffic Misdemeanors	3167	TC 547.322
3168	Tail Lamp Improperly Located	\$0.00	Non-Parking Traffic Misdemeanors	3168	TC 547.322
3169	No Stop Lamps	\$0.00	Non-Parking Traffic Misdemeanors	3169	TC 547.323
3170	Defective Stop Lamps	\$0.00	Non-Parking Traffic Misdemeanors	3170	TC 547.323
3171	No Turn Signal Lamps - When Required	\$0.00	Non-Parking Traffic Misdemeanors	3171	TC 545.106
3172	Defective Turn Signal Lamps	\$0.00	Non-Parking Traffic Misdemeanors	3172	TC 547.324
3173	No Parking Lamps	\$0.00	Non-Parking Traffic Misdemeanors	3173	TC 547.383
3174	Defective Parking Lamps	\$0.00	Non-Parking Traffic Misdemeanors	3174	TC 547.383
3175	Improper Use of Back-Up Lamp	\$0.00	Non-Parking Traffic Misdemeanors	3175	TC 547.332
3176	No Reflectors When Required	\$0.00	Non-Parking Traffic Misdemeanors	3176	TC 547.325
3177	No Clearance Lamps	\$0.00	Non-Parking Traffic Misdemeanors	3177	TC 547.352
3178	Reflectors Improperly Mounted	\$0.00	Non-Parking Traffic Misdemeanors	3178	TC 547.325
3179	Clearance Lamps Improperly Mounted	\$0.00	Non-Parking Traffic Misdemeanors	3179	TC 547.354
3180	Wrong Color Clearance Lights	\$0.00	Non-Parking Traffic Misdemeanors	3180	TC 547.353
3181	Wrong Color Side Marker	\$0.00	Non-Parking Traffic Misdemeanors	3181	TC 547.353
3182	Wrong Color ID Lamp	\$0.00	Non-Parking Traffic Misdemeanors	3182	TC 547.353
3183	Wrong Color Reflectors	\$0.00	Non-Parking Traffic Misdemeanors	3183	TC 547.353
3184	Wrong Color Spotlight	\$0.00	Non-Parking Traffic Misdemeanors	3184	TC 547.303
3185	Wrong Color License Plate Light	\$0.00	Non-Parking Traffic Misdemeanors	3185	TC 547.303
3186	Wrong Color Backup Light	\$0.00	Non-Parking Traffic Misdemeanors	3186	TC 547.303
3187	Wrong Color Signal Device	\$0.00	Non-Parking Traffic Misdemeanors	3187	TC 547.303
3188	Reflectors Not Visible Sufficient Distance	\$0.00	Non-Parking Traffic Misdemeanors	3188	TC 547.355
3189	Clearance Lights Not Visible Sufficient Distance	\$0.00	Non-Parking Traffic Misdemeanors	3189	TC 547.355
3190	ID Lamps Not Visible Sufficient Distance	\$0.00	Non-Parking Traffic Misdemeanors	3190	TC 547.355

Violation Code	Description	Fine Amount	Type	State Code	Statute
3191	Side Marker Lamps Not Visible Sufficient Distance	\$0.00	Non-Parking Traffic Misdemeanors	3191	TC 547.355
3194	Coasting	\$0.00	Non-Parking Traffic Misdemeanors	3194	TC 545.406
3196	Drawbar Over 15 Feet	\$0.00	Non-Parking Traffic Misdemeanors	3196	TC 545.409
3197	No Tow Chain/White Flag/Cable	\$0.00	Non-Parking Traffic Misdemeanors	3197	TC 545.409
3198	Drove without Lights When Required	\$0.00	Non-Parking Traffic Misdemeanors	3198	TC 547.302
3199	Parked without Lights	\$0.00	Non-Parking Traffic Misdemeanors	3199	TC 547.383
3201	Operate Vehicle More than One Pass - Minor	\$0.00	Non-Parking Traffic Misdemeanors	3201	TC 545.424
3202	Violate Operating Hours - Minor	\$0.00	Non-Parking Traffic Misdemeanors	3202	TC 545.424
3204	Passing Authorized Emergency Vehicle	\$0.00	Non-Parking Traffic Misdemeanors	3204	TC 545.157
3205	MVI Inspection/Expired Inspection	\$0.00	Non-Parking Traffic Misdemeanors	3205	TC 548.051
3206	Motor Vehicle Fuel Theft	\$0.00	Penal Code	3206	PC 31.03
3207	Operate Motorcycle w/o Approved Headgear	\$50.00	Non-Parking Traffic Misdemeanors	3207	TC 661.003
3208	Parked with Head Lamps Not Dimmed	\$25.00	Non-Parking Traffic Misdemeanors	3208	TC 547.383
3209	Improper Use of Spot Lamps	\$0.00	Non-Parking Traffic Misdemeanors	3209	TC 547.327
3210	Too Many Spot Lamps	\$0.00	Non-Parking Traffic Misdemeanors	3210	TC 547.327
3211	Improper Use of Fog Lamps	\$0.00	Non-Parking Traffic Misdemeanors	3211	TC 547.328
3212	Too Many Fog Lamps	\$0.00	Non-Parking Traffic Misdemeanors	3212	TC 547.328
3213	Defective Brakes	\$50.00	Non-Parking Traffic Misdemeanors	3213	TC 547.401
3214	None or Defective Parking Brakes	\$0.00	Non-Parking Traffic Misdemeanors	3214	TC 547.404
3215	Brakes Not on All Wheels When Required	\$0.00	Non-Parking Traffic Misdemeanors	3215	TC 547.402
3216	No Auto Brake Apply on Breakaway Trailers	\$0.00	Non-Parking Traffic Misdemeanors	3216	TC 547.405
3217	Tractor Brakes Not Pro Case Breakaway	\$0.00	Non-Parking Traffic Misdemeanors	3217	TC 547.405
3218	No Two Means Emergency Brake Operation	\$0.00	Non-Parking Traffic Misdemeanors	3218	TC 547.405
3219	No Single Control to Operate All Brakes	\$0.00	Non-Parking Traffic Misdemeanors	3219	TC 547.403
3220	Inadequate Brake Reservoir	\$0.00	Non-Parking Traffic Misdemeanors	3220	TC 547.406; TC 547.506(a)
3221	Inadequate Reservoir Safeguard	\$0.00	Non-Parking Traffic Misdemeanors	3221	TC 547.406
3222	No Warning Signal for Brakes	\$0.00	Non-Parking Traffic Misdemeanors	3222	TC 547.407
3223	No Lamps or Reflectors on Load at Night	\$0.00	Non-Parking Traffic Misdemeanors	3223	TC 547.382
3224	No Flags on Projecting Load Daytime	\$0.00	Non-Parking Traffic Misdemeanors	3224	TC 547.382
3225	Horn Violation	\$10.00	Non-Parking Traffic Misdemeanors	3225	TC 547.501
3226	Unauthorized Siren or Bell or Whistle	\$10.00	Non-Parking Traffic Misdemeanors	3226	TC 547.501
3227	Muffler Violation	\$0.00	Non-Parking Traffic Misdemeanors	3227	TC 547.604
3228	Removed Original Equip Exhaust Emission System	\$0.00	Non-Parking Traffic Misdemeanors	3228	TC 547.605
3229	Defective Exhaust Emission System	\$47.00	Non-Parking Traffic Misdemeanors	3229	TC 547.605
3230	Mirror Violation	\$0.00	Non-Parking Traffic Misdemeanors	3230	TC 547.602
3231	Obstructed View Through Windshield	\$0.00	Non-Parking Traffic Misdemeanors	3231	TC 547.613
3232	No Windshield Wiper	\$0.00	Non-Parking Traffic Misdemeanors	3232	TC 547.603
3233	Defective Windshield Wiper	\$0.00	Non-Parking Traffic Misdemeanors	3233	TC 547.603
3234	Defective Safety Glazing Material	\$0.00	Non-Parking Traffic Misdemeanors	3234	TC 547.608
3235	Warning Devices Not Installed or Defect	\$0.00	Non-Parking Traffic Misdemeanors	3235	TC 547.502
3236	Vehicle Emblem Violation	\$0.00	Non-Parking Traffic Misdemeanors	3236	TC 547.005
3237	Hazard Material Placard Violation	\$0.00	Non-Parking Traffic Misdemeanors	3237	TC 549.101 (repealed)
3238	No Mud flaps or Improper Mud flaps	\$0.00	Non-Parking Traffic Misdemeanors	3238	TC 547.606
3239	Unsafe Air Condition Equipment	\$0.00	Non-Parking Traffic Misdemeanors	3239	TC 547.61
3240	Drug Offense	\$0.00	Non-Parking Traffic Misdemeanors	3240	TC 521.372
3241	Alcohol Beverage Code Offense	\$0.00	Non-Parking Traffic Misdemeanors	3241	TC 521.342(a)(2)
3242	Driving While Intoxicated - under 21	\$0.00	Non-Parking Traffic Misdemeanors	3242	TC 521.342(a)(1)
3243	Dangerous Drug Act Offense	\$0.00	Non-Parking Traffic Misdemeanors	3243	TC 521.342(a)(3)
3244	Volatile Chemical Act Offense	\$0.00	Non-Parking Traffic Misdemeanors	3244	TC 521.342(a)(4)
3245	Controlled Substance Act Offense	\$0.00	Non-Parking Traffic Misdemeanors	3245	TC 521.342(a)(5)
3246	Driving While Intoxicated 0.16 or Greater	\$0.00	Penal Code	3246	PC 49.01
3247	Driving While Intoxicated W/Child Under 15 YOA	\$0.00	Penal Code	3247	PC 49.045
3248	Drug Offense - Bond Forfeiture	\$0.00	Non-Parking Traffic Misdemeanors	3248	TC 521.372
3250	Television Improper Located in Vehicle	\$0.00	Non-Parking Traffic Misdemeanors	3250	TC 547.611
3251	No Front Seat Belts When Required	\$0.00	Non-Parking Traffic Misdemeanors	3251	TC 547.601
3252	Parked within An Intersection	\$0.00	Parking Traffic Misdemeanors	3252	TC 545.302
3253	Parked on Crosswalk	\$0.00	Parking Traffic Misdemeanors	3253	TC 545.302
3254	Parked Upon A Bridge or in Tunnel	\$0.00	Parking Traffic Misdemeanors	3254	TC 545.302
3255	Parked on Grade - Failed to Turn Wheels	\$0.00	Parking Traffic Misdemeanors	3255	TC 545.404
3256	Parked and Failed to Set Brakes	\$0.00	Parking Traffic Misdemeanors	3256	TC 545.404
3257	Parked Fail to Stop Engine	\$0.00	Parking Traffic Misdemeanors	3257	TC 545.404
3259	Expired Driver License	\$136.00	Non-Parking Traffic Misdemeanors	3259	TC 521.021
3260	Expired Commercial Driver License	\$0.00	Non-Parking Traffic Misdemeanors	3260	TC 522.051
3263	Fail to Display Driver License	\$45.00	Non-Parking Traffic Misdemeanors	3263	TC 521.025
3264	Fail to Report Change of Address or Name	\$45.00	Non-Parking Traffic Misdemeanors	3264	TC 521.054
3265	Display Fictitious Driver License	\$0.00	Non-Parking Traffic Misdemeanors	3265	TC 521.451
3266	Fictitious Driver License in Possession	\$0.00	Non-Parking Traffic Misdemeanors	3266	TC 521.451
3267	Driving While License Suspended	\$500.00	Non-Parking Traffic Misdemeanors	3267	TC 521.241
3270	More than One Valid DL in Possession	\$0.00	Non-Parking Traffic Misdemeanors	3270	TC 521.451
3271	False Affidavit - Felony	\$0.00	Non-Parking Traffic Misdemeanors	3271	TC 521.454
3272	Fail Comply Req Striking Unattended Vehicle	\$25.00	Non-Parking Traffic Misdemeanors	3272	TC 550.024
3273	Fail Comply Striking Fixtures on Highway	\$0.00	Non-Parking Traffic Misdemeanors	3273	TC 550.025
3274	No License Plate Light	\$45.00	Non-Parking Traffic Misdemeanors	3274	TC 547.322
3275	No Beam Indicator	\$0.00	Non-Parking Traffic Misdemeanors	3275	TC 547.333
3276	Red Light on Front	\$0.00	Non-Parking Traffic Misdemeanors	3276	TC 547.305
3277	Improper Flashing Lights	\$0.00	Non-Parking Traffic Misdemeanors	3277	TC 547.305
3278	No Fire Extinguisher	\$0.00	Non-Parking Traffic Misdemeanors	3278	TC 547.607

Violation Code	Description	Fine Amount	Type	State Code	Statute
3279	Over Width	\$0.00	Non-Parking Traffic Misdemeanors	3279	TC 621.201
3280	Over Height	\$0.00	Non-Parking Traffic Misdemeanors	3280	TC 621.207
3281	Over Length Vehicle	\$0.00	Non-Parking Traffic Misdemeanors	3281	TC 621.203
3282	Pull More than One Trailer or Vehicle	\$0.00	Non-Parking Traffic Misdemeanors	3282	TC 545.409
3283	Illegal Load Extension	\$0.00	Non-Parking Traffic Misdemeanors	3283	TC 621.206
3284	Parked Double	\$0.00	Parking Traffic Misdemeanors	3284	TC 545.302
3285	Violate DL Restriction on Occupational License	\$0.00	Non-Parking Traffic Misdemeanors	3285	TC 521.253
3286	Fail to Report Accident Safety Responsibility Law	\$0.00	Non-Parking Traffic Misdemeanors	3286	TC 601.004
3287	Failed to Yield Turn Right on Red Signal	\$0.00	Non-Parking Traffic Misdemeanors	3287	TC 544.007
3288	Failed to Yield When Changing Lanes	\$0.00	Non-Parking Traffic Misdemeanors	3288	TC 545.061
3298	Insufficient Clearance Railroad Xing	\$0.00	Non-Parking Traffic Misdemeanors	3298	TC 545.251
3300	More than One DL in Possession - CMV	\$0.00	Non-Parking Traffic Misdemeanors	3300	TC 522.026
3301	No Commercial Driver License	\$0.00	Non-Parking Traffic Misdemeanors	3301	TC 522.011
3302	Failed to Report Change of Address or Name - CDL	\$15.00	Non-Parking Traffic Misdemeanors	3302	TC 522.032
3303	No Texas CDL - Domiciled Over 30 Days	\$0.00	Non-Parking Traffic Misdemeanors	3303	TC 522.015
3304	False Statement on CDL Application or Cert	\$0.00	Non-Parking Traffic Misdemeanors	3304	TC 522.021
3305	Endorsement Violation - CMV	\$0.00	Non-Parking Traffic Misdemeanors	3305	TC 522.042
3306	Restriction Violation - CMV	\$0.00	Non-Parking Traffic Misdemeanors	3306	TC 522.043
3307	Use Wireless Device While Driving - Minor	\$0.00	Non-Parking Traffic Misdemeanors	3307	TC 545.424a
3308	Use Wireless Device While Driving Bus	\$0.00	Non-Parking Traffic Misdemeanors	3308	TC 545.425c
3309	Open Container in Motor Vehicle - Driver	\$500.00	Penal Code	3309	PC 49.031
3311	Handicap Parking Violation	\$0.00	Non-Parking Traffic Misdemeanors	3311	TC 681.011
3312	Negligent Collision	\$0.00	Non-Parking Traffic Misdemeanors	3312	TC 545.401
3313	Careless Driving	\$0.00	Non-Parking Traffic Misdemeanors	3313	TC 552.008
3314	Interfere with Funeral Procession	\$75.00	Penal Code	3314	PC 42.05
3315	Drove on Sidewalk	\$0.00	Non-Parking Traffic Misdemeanors	3315	TC 545.422
3316	Illegal Backing	\$0.00	Non-Parking Traffic Misdemeanors	3316	TC 545.415
3317	Improper Lookout	\$0.00	Non-Parking Traffic Misdemeanors	3317	TC 545.417
3319	Leaving Scene of Accident	\$50.00	Non-Parking Traffic Misdemeanors	3319	TC 550.021
3320	Obstructing Traffic	\$0.00	Non-Parking Traffic Misdemeanors	3320	TC 545.363
3321	Driver Opened Door in Moving Traffic	\$0.00	Non-Parking Traffic Misdemeanors	3321	TC 545.418
3322	Operating Vehicle Where Prohibited	\$200.00	Non-Parking Traffic Misdemeanors	3322	TC 545.064
3323	Open Container in Motor Vehicle - Passenger	\$375.00	Penal Code	3323	PC 49.031
3324	Boating While Intoxicated - Probated	\$0.00	Penal Code	3324	PC 49.09
3327	Flying While Intoxicated - Probated	\$0.00	Penal Code	3327	PC 49.05
3329	Amusement Ride Intoxicated - Probated	\$0.00	Penal Code	3329	PC 49.09
3330	Fail to Report Injury Accident at Once	\$50.00	Non-Parking Traffic Misdemeanors	3330	TC 550.026
3331	Fail to Make Written Report Accident to DPS	\$0.00	Non-Parking Traffic Misdemeanors	3331	TC 550.061
3332	Fail to Surrender License Plates and/or DL	\$0.00	Non-Parking Traffic Misdemeanors	3332	TC 601.373
3333	Violate Promise to Appear	\$200.00	Other State Law	3333	TC 543.009
3334	Unauthorized Glass Coating Material	\$0.00	Non-Parking Traffic Misdemeanors	3334	TC 547.608
3335	Driving While Impaired	\$0.00	Non-Parking Traffic Misdemeanors	3335	
3336	Driving Under Influence	\$0.00	Non-Parking Traffic Misdemeanors	3336	
3337	Failure to Appear	\$500.00	Penal Code	3337	PC 38.10
3338	Failure to Identify	\$0.00	Penal Code	3338	PC 38.02
3340	Ride in Semi Trailer	\$0.00	Non-Parking Traffic Misdemeanors	3340	TC 545.4191
3341	Driving Around Barricades	\$100.00	Non-Parking Traffic Misdemeanors	3341	TC 472.022
3342	Disregard Warning Signs or Barricades	\$100.00	Non-Parking Traffic Misdemeanors	3342	TC 472.022
3344	Felony - Use of CMV	\$0.00	Non-Parking Traffic Misdemeanors	3344	TC 522.081
3346	Felony - Use of CMV - Controlled Substance	\$0.00	Non-Parking Traffic Misdemeanors	3346	TC 522.081
3347	Driving While License Disqualified - CMV	\$0.00	Non-Parking Traffic Misdemeanors	3347	TC 522.071
3348	Violated Out of Service Order	\$0.00	Non-Parking Traffic Misdemeanors	3348	TC 522.101
3349	Violate Out of Service Order Hazmat and/or Pass	\$0.00	Non-Parking Traffic Misdemeanors	3349	TC 522.071
3353	Coroner Fail to Report to DPS	\$45.00	Non-Parking Traffic Misdemeanors	3353	TC 550.081
3354	Display Traffic Sign/Signal W/Advertising	\$0.00	Non-Parking Traffic Misdemeanors	3354	TC 544.006
3355	Employ Unlicensed Commercial Driver	\$0.00	Non-Parking Traffic Misdemeanors	3355	TC 521.459
3356	Fail to Remove Injurious Material - HWY	\$0.00	Other State Law	3356	TC 600.001
3357	Judge/Clerk Fail to Report Convictions	\$0.00	Non-Parking Traffic Misdemeanors	3357	TC 543.203
3358	Leave Refuse on Highway	\$0.00	Other State Law	3358	TC 600.001
3359	Owner/Guardian Permit Hazard Violation	\$0.00	Non-Parking Traffic Misdemeanors	3359	TC 542.302
3360	Owner Permit Non-Hazard Violation	\$0.00	Non-Parking Traffic Misdemeanors	3360	TC 542.302
3361	Passenger Interfere W/Driver View/Control	\$0.00	Non-Parking Traffic Misdemeanors	3361	TC 545.417
3362	Unauthorized Traffic Device Local Authority	\$0.00	Non-Parking Traffic Misdemeanors	3362	TC 544.002
3363	Permit Livestock to Roam	\$0.00	Other State Law	3363	AC 143.108
3364	Permit Unlicensed Minor to Drive - Guardian	\$50.00	Non-Parking Traffic Misdemeanors	3364	TC 521.458
3365	Permit Unlic Oper to Driver / Non-Guardian	\$50.00	Non-Parking Traffic Misdemeanors	3365	TC 521.458
3366	Open Door in Lane of Traffic /Non-Driver	\$0.00	Non-Parking Traffic Misdemeanors	3366	TC 545.418
3367	Rent Motor Vehicle to Unlicensed Person	\$0.00	Non-Parking Traffic Misdemeanors	3367	TC 521.46
3368	Riding in House Trailer	\$0.00	Non-Parking Traffic Misdemeanors	3368	TC 545.419
3369	Train Obstructing Crossing	\$0.00	Parking Traffic Misdemeanors	3369	TC 471.007
3370	Wrecker Driver Fail to Remove Glass - Hwy	\$0.00	Other State Law	3370	TC 600.001
3371	Fail to Pay Toll	\$0.00	Other State Law	3371	TC 224.155
3376	Deposited Glass/Other Debris on Highway	\$0.00	Other State Law	3376	TC 600.001
3377	Flash Light/Sign within 1000 Ft Intersection	\$0.00	Non-Parking Traffic Misdemeanors	3377	TC 544.006
3378	Obscure/Interfere Traffic Control Device	\$0.00	Non-Parking Traffic Misdemeanors	3378	TC 544.006
3379	Place/Maintain Unauthorized Sign/Device	\$0.00	Non-Parking Traffic Misdemeanors	3379	TC 544.006

Violation Code	Description	Fine Amount	Type	State Code	Statute
3380	Tampering with Barricade	\$0.00	Non-Parking Traffic Misdemeanors	3380	TC 472.022
3381	Graffiti Offense	\$0.00	Penal Code	3381	PC 28.08
3388	Intoxication Assault Motor Vehicle	\$0.00	Penal Code	3388	PC 49.07
3389	Intoxication Manslaughter Motor Vehicle	\$0.00	Penal Code	3389	PC 49.08
3390	Intoxication Manslaughter	\$0.00	Penal Code	3390	PC 49.08
3391	Intoxication Assault	\$0.00	Penal Code	3391	PC 49.07
3392	Evade Arrest/Detention	\$0.00	Penal Code	3392	PC 38.04
3401	Driving Safety Course	\$0.00	Penal Code	3401	CCP 45.0511
3402	DWI Education Program Required	\$0.00	Penal Code	3402	CCP 42.12
3404	DWI Education Program Waived	\$0.00	Penal Code	3404	CCP 42.12
3405	Completed Teen Court Program	\$0.00	Penal Code	3405	CCP 45.052
3406	Repeat Offender Education Program Required	\$0.00	Penal Code	3406	CCP 42.12
3408	Repeat Offender Education Program Waived	\$0.00	Penal Code	3408	CCP 42.12
3409	Motorcycle Safety Course	\$0.00	Penal Code	3409	CCP 45.0511
3410	Safety Seat Course	\$0.00	Non-Parking Traffic Misdemeanors	3410	
3501	Articles Interfered with Handling Bike	\$0.00	Other State Law	3501	TC 551.102
3502	Clung to Vehicle	\$0.00	Other State Law	3502	TC 551.102
3503	Fail to Keep Bike on Right Side of Road	\$0.00	Other State Law	3503	TC 551.103
3504	No/Defective Brake on Bike or Motor-Bike	\$0.00	Other State Law	3504	TC 551.104
3505	No/Defective Light Front Bike/Motor-Bike	\$0.00	Other State Law	3505	TC 551.104
3506	Bike Rider - Hazardous Traffic Violation	\$0.00	Other State Law	3506	TC 551.101
3507	Bike Rider - Fail to Use Due Care-Passing	\$0.00	Other State Law	3507	TC 551.103
3508	Rode Improperly on Bicycle	\$0.00	Other State Law	3508	TC 551.102
3509	Rode Improperly on Bicycle -Too Many	\$0.00	Other State Law	3509	TC 551.102
3510	Rode More than Two Bicycles Abreast	\$0.00	Other State Law	3510	TC 551.103
3516	Pedestrian - Use Left Half of Crosswalk	\$0.00	Other State Law	3516	TC 552.004
3517	Ped Cross Between Intersection Where Prohibited	\$0.00	Other State Law	3517	TC 552.005
3518	Pedestrian Disobeyed Police Officer	\$25.00	Non-Parking Traffic Misdemeanors	3518	TC 542.501
3519	Jaywalking - Cross Intersection Diagonally	\$0.00	Other State Law	3519	TC 552.005
3520	Non-Motorized Vehicle on Prohibited Roadway	\$0.00	Non-Parking Traffic Misdemeanors	3520	TC 545.065
3521	Pedestrian Entering Path of Vehicle	\$0.00	Other State Law	3521	TC 552.003
3522	Pedestrian Fail Yield Row -Tunnel / Cross Provide	\$0.00	Other State Law	3522	TC 552.005
3523	Pedestrian Fail Yield Row When Not in Crosswalk	\$0.00	Other State Law	3523	TC 552.005
3524	Pedestrian on Prohibited Roadway	\$0.00	Other State Law	3524	TC 545.065
3525	Public Intoxication	\$400.00	Penal Code	3525	PC 49.02
3526	Stood Roadway to Solicit Ride/Contr/Employ	\$0.00	Other State Law	3526	TC 552.007
3527	Stood on/Near Street/HWY - Solicit Guard Vehicle	\$0.00	Other State Law	3527	TC 552.007
3528	Walked on HWY with Traffic - No Sidewalk	\$0.00	Other State Law	3528	TC 552.006
3529	Walk on Roadway Where Sidewalk Provided	\$0.00	Other State Law	3529	TC 552.006
3550	Park Along/Opposite Street Excavation	\$0.00	Parking Traffic Misdemeanors	3550	TC 545.302
3551	Park/Stand/Stop Between Safety Zone and Curb	\$0.00	Parking Traffic Misdemeanors	3551	TC 545.302
3552	Park/Stand in Front of Public/Private Drive	\$50.00	Parking Traffic Misdemeanors	3552	TC 545.302
3553	Parking in Prohibited Area	\$0.00	Parking Traffic Misdemeanors	3553	TC 545.302
3554	Standing in Prohibited Area	\$0.00	Parking Traffic Misdemeanors	3554	TC 545.302
3555	Stopping in Prohibited Area	\$0.00	Parking Traffic Misdemeanors	3555	TC 545.302
3556	Park/Stop/Stand on A Sidewalk	\$0.00	Parking Traffic Misdemeanors	3556	TC 545.302
3557	Park/Stop/Stand on A Railroad	\$0.00	Parking Traffic Misdemeanors	3557	TC 545.302
3558	Park/Stop/Stand Prohibited Area - HWY Sign	\$0.00	Parking Traffic Misdemeanors	3558	TC 545.303
3559	Parked All Night Where Prohibited	\$0.00	Parking Traffic Misdemeanors	3559	TC 545.301
3560	Parked at Angle - Not Permitted	\$0.00	Parking Traffic Misdemeanors	3560	TC 545.303
3561	Parked Facing Traffic	\$0.00	Parking Traffic Misdemeanors	3561	TC 545.303
3562	Parked in Prohibited Military Zone	\$0.00	Parking Traffic Misdemeanors	3562	TC 545.303
3563	Parked Overtime	\$0.00	Parking Traffic Misdemeanors	3563	TC 545.301
3564	Park - Wheel Over 18 in from Curb/Road Edge	\$0.00	Parking Traffic Misdemeanors	3564	TC 545.303
3565	Parked within 50 Ft of Railroad Crossing	\$0.00	Parking Traffic Misdemeanors	3565	TC 545.302
3566	Park without Locking Ignition/Remove Key	\$0.00	Parking Traffic Misdemeanors	3566	TC 545.404
3567	Parking Meter Violation	\$0.00	Parking Traffic Misdemeanors	3567	TC 545.301
3568	Parking Unlawfully - Unauthorized	\$77.00	Parking Traffic Misdemeanors	3568	TC 545.304
3569	Park/Stand within 15 Ft of Fire Hydrant	\$25.00	Parking Traffic Misdemeanors	3569	TC 545.302
3570	Park/Stand w/in 20 Ft Crosswalk at Intersection	\$0.00	Parking Traffic Misdemeanors	3570	TC 545.302
3571	Park/Stan w/in 20 Ft Fire Station Driveway	\$0.00	Parking Traffic Misdemeanors	3571	TC 545.302
3572	Park Stand w/in 30 Ft Traffic Control Device	\$0.00	Parking Traffic Misdemeanors	3572	TC 545.302
3581	Disregard Sole Green Turn Signal Arrow	\$0.00	Non-Parking Traffic Misdemeanors	3581	TC 544.007
3582	Disregarded Pedestrian Control Signal	\$0.00	Other State Law	3582	TC 552.002
3583	Pedestrian Disregarded Red Signal - Regular Light	\$0.00	Other State Law	3583	TC 552.001
3584	Pedestrian Disregarded Yellow Signal - Regular Light	\$0.00	Other State Law	3584	TC 552.001
3585	Drove on Wrong Side of Rail Road Crossing	\$0.00	Non-Parking Traffic Misdemeanors	3585	TC 545.056
3586	Speeding Equal to or > 10% Above Posted Limit	\$0.00	Non-Parking Traffic Misdemeanors	3586	TC 545.351
3589	Crossing Fire Hose without Permission	\$0.00	Non-Parking Traffic Misdemeanors	3589	TC 545.205
3590	Drive into Block Where Fire Engine Stopped	\$0.00	Non-Parking Traffic Misdemeanors	3590	TC 545.407
3591	Following Fire Apparatus	\$30.00	Non-Parking Traffic Misdemeanors	3591	TC 545.407
3592	Modified or Weighted Motor Vehicle	\$0.00	Non-Parking Traffic Misdemeanors	3592	TC 727.001
3593	Overcrowded School Bus	\$0.00	Non-Parking Traffic Misdemeanors	3593	TC 750.001

Violation Code	Description	Fine Amount	Type	State Code	Statute
3594	Parked in Block Where Fire Engine Stopped	\$0.00	Parking Traffic Misdemeanors	3594	TC 545.407
3595	Use School Bus Signal for Wrong Purpose	\$0.00	Non-Parking Traffic Misdemeanors	3595	TC 547.701
3596	Speeding in School Zone	\$0.00	Non-Parking Traffic Misdemeanors	3596	TC 545.351
3602	No Defective Lamp or Reflectors-Farm Equipment	\$0.00	Non-Parking Traffic Misdemeanors	3602	TC 547.371
3603	No Light on Animal-Drawn Vehicle	\$0.00	Non-Parking Traffic Misdemeanors	3603	TC 547.326
3604	No Vehicle Hazmat Warning Light on Farm Equipment	\$0.00	Non-Parking Traffic Misdemeanors	3604	TC 547.371
3611	Failed to Conceal Signs on School Bus	\$0.00	Penal Code	3611	EC 34.002
3612	Illegal Cleats	\$0.00	Non-Parking Traffic Misdemeanors	3612	TC 547.612
3613	Illegal Use of Metal Tires	\$0.00	Non-Parking Traffic Misdemeanors	3613	TC 547.612
3614	Improper Signs on School Bus	\$0.00	Non-Parking Traffic Misdemeanors	3614	EC 34.002
3615	No Front and Rear Signs on School Bus	\$0.00	Other State Law	3615	EC 34.002
3621	Improper Loading	\$0.00	Non-Parking Traffic Misdemeanors	3621	TC 725.003
3622	Improperly Secured Tailgate	\$35.00	Non-Parking Traffic Misdemeanors	3622	TC 725.003
3623	Inadequate or Defective Bed	\$0.00	Non-Parking Traffic Misdemeanors	3623	TC 725.003
3624	Inadequate Bed - Sideboard Front/Rear	\$0.00	Non-Parking Traffic Misdemeanors	3624	TC 725.003; TC 725.021
3625	Loose Material Not Removed - Loaded Vehicle	\$0.00	Non-Parking Traffic Misdemeanors	3625	TC 725.003
3626	Loose Material Not Remove - Unloaded Vehicle	\$0.00	Non-Parking Traffic Misdemeanors	3626	TC 725.003
3627	Vehicle w/out Required Equip or in Unsafe Condition	\$25.00	Non-Parking Traffic Misdemeanors	3627	TC 547.004
3628	Use Equipment Not Approved	\$0.00	Non-Parking Traffic Misdemeanors	3628	TC 547.004
3629	Transport Loose Materials	\$0.00	Non-Parking Traffic Misdemeanors	3629	TC 725.021
3650	Alter/Change/Mutilate Transfer Papers	\$0.00	Non-Parking Traffic Misdemeanors	3650	TC 520.035(b)(2)
3651	Alter Vehicle Identification Number	\$0.00	Non-Parking Traffic Misdemeanors	3651	TC 501.151
3652	Alter or Forge Certificate of Title	\$0.00	Non-Parking Traffic Misdemeanors	3652	TC 501.154
3653	Apply for Registration W/O Motor Number	\$0.00	Non-Parking Traffic Misdemeanors	3653	TC 520.012
3654	Buyer Accepts Papers Wholly/Part Blank	\$0.00	Non-Parking Traffic Misdemeanors	3654	TC 520.035
3655	Dealers License Violation	\$81.00	Non-Parking Traffic Misdemeanors	3655	TC 503.068
3656	Expired Registration	\$100.00	Non-Parking Traffic Misdemeanors	3656	TC 502.407
3657	Display Fictitious License Plate	\$100.00	Non-Parking Traffic Misdemeanors	3657	TC 502.409
3658	Display Unclean License Plates	\$25.90	Non-Parking Traffic Misdemeanors	3658	TC 502.409
3659	Fail Delete Certificate of Title at Time of Sale	\$0.00	Non-Parking Traffic Misdemeanors	3659	TC 520.022
3660	Fail to Display License Receipts - CMV	\$0.00	Non-Parking Traffic Misdemeanors	3660	TC 502.151(c)
3661	Fail Present New Motor Number Rec/Tax Collector	\$0.00	Non-Parking Traffic Misdemeanors	3661	TC 520.013
3662	Fail Surrender Cert of Title - Vehicle Junked	\$0.00	Non-Parking Traffic Misdemeanors	3662	TC 501.091
3663	Farm License Violation	\$0.00	Non-Parking Traffic Misdemeanors	3663	TC 502.478
3664	No In-Transit License	\$81.00	Non-Parking Traffic Misdemeanors	3664	TC 503.094
3665	Obtain Unauthorized License Plate	\$0.00	Non-Parking Traffic Misdemeanors	3665	TC 502.945
3666	Operate Motor Vehicle with Fictitious Plate	\$150.00	Non-Parking Traffic Misdemeanors	3666	TC 502.408
3667	Operate Vehicle with No License Plates/One License Plate	\$184.00	Non-Parking Traffic Misdemeanors	3667	TC 504.943
3668	Operate Unregistered Motor Vehicle	\$150.00	Non-Parking Traffic Misdemeanors	3668	TC 502.402
3669	Operate with License for Other Class Vehicle	\$150.00	Non-Parking Traffic Misdemeanors	3669	TC 521.085
3670	Unauthorized Motor Number on Motor Vehicle	\$0.00	Non-Parking Traffic Misdemeanors	3670	TC 501.151
3671	Possess/Sell Vehicle W/Vin Removed/Altered	\$0.00	Non-Parking Traffic Misdemeanors	3671	TC 501.158
3672	Shop Fail Keep Repair Rec - Vehicle Bought/Sold	\$0.00	Non-Parking Traffic Misdemeanors	3672	
3673	Sell Imitation License Plate	\$0.00	Non-Parking Traffic Misdemeanors	3673	TC 502.409
3674	Sell Unregistered Secondhand Vehicle	\$0.00	Non-Parking Traffic Misdemeanors	3674	TC 520.021
3675	Tax Collector Register Vehicle W/O Number	\$0.00	Non-Parking Traffic Misdemeanors	3675	TC 520.014
3676	Transfer Vehicle - Papers Blank / Part Blank	\$0.00	Non-Parking Traffic Misdemeanors	3676	TC 520.035
3701	Overweight Group of Axles (B-Bridge Law)	\$0.00	Non-Parking Traffic Misdemeanors	3701	TC 621.101
3702	Over Gross Weight	\$0.00	Non-Parking Traffic Misdemeanors	3702	TC 621.101
3703	Over 20,000 Single Axle	\$0.00	Non-Parking Traffic Misdemeanors	3703	TC 621.101
3704	Over Tire Size Limitation	\$0.00	Non-Parking Traffic Misdemeanors	3704	TC 621.101
3705	Over Permissible Wheel Weight	\$0.00	Non-Parking Traffic Misdemeanors	3705	TC 621.101
3706	Over 34,000 Lbs. Tandem Axle	\$0.00	Non-Parking Traffic Misdemeanors	3706	TC 621.101
3707	Over Gross (zoned)	\$0.00	Non-Parking Traffic Misdemeanors	3707	TC 621.301
3708	Over Axle Load (zoned)	\$0.00	Non-Parking Traffic Misdemeanors	3708	TC 621.101
3709	Over Tandem Load (zoned)	\$0.00	Non-Parking Traffic Misdemeanors	3709	TC 621.102
3710	Over Wheel Load (zoned)	\$0.00	Non-Parking Traffic Misdemeanors	3710	TC 621.102
3711	Over 44,000lbs. Tandem - Cement	\$0.00	Non-Parking Traffic Misdemeanors	3711	TC 622.012
3712	Over 64,000lbs Gross Weight - Cement	\$0.00	Non-Parking Traffic Misdemeanors	3712	TC 622.012
3713	Over 44,000lbs. Tandem - Solid Waste	\$0.00	Non-Parking Traffic Misdemeanors	3713	TC 623.162
3714	Over 64,000lbs. Gross Weight - Solid Waste	\$0.00	Non-Parking Traffic Misdemeanors	3714	TC 623.162
3715	Over Weight Group of Axles	\$0.00	Non-Parking Traffic Misdemeanors	3715	TC 621.101
3716	Aid and Abet - Over Gross Wt. 15% or Over	\$0.00	Non-Parking Traffic Misdemeanors	3716	TC 621.503
3717	Aid and Abet - Over Gross Wt. Under 15%	\$0.00	Non-Parking Traffic Misdemeanors	3717	TC 621.503
3718	Weight Violation - 2nd Offense	\$0.00	Non-Parking Traffic Misdemeanors	3718	TC 621.506
3719	Weight Violation - 3rd Offense	\$0.00	Non-Parking Traffic Misdemeanors	3719	TC 621.506
3720	Fail to Reduce/Shift Load	\$0.00	Non-Parking Traffic Misdemeanors	3720	TC 621.007
3721	Overweight Group of Axles Bridge LW Permit BP	\$0.00	Non-Parking Traffic Misdemeanors	3721	TC 623.011
3722	Over Allowable Gross Weight - Permit Violation	\$0.00	Non-Parking Traffic Misdemeanors	3722	TC 623.011
3723	Over 20,000lbs. Single Axle - Permit Violation	\$0.00	Non-Parking Traffic Misdemeanors	3723	TC 623.011
3724	Over 34,000lbs. Tandem Axle - Permit Violation	\$0.00	Non-Parking Traffic Misdemeanors	3724	TC 623.011
3725	Overweight Group of Axles - Permit Violation	\$0.00	Non-Parking Traffic Misdemeanors	3725	TC 623.011



Violation Code	Description	Fine Amount	Type	State Code	Statute
3740	No Record of Duty Status	\$0.00	Non-Parking Traffic Misdemeanors	3740	Fed Reg 395.8
3741	Improper Log (Form of Log)	\$0.00	Non-Parking Traffic Misdemeanors	3741	Fed Reg 395.8
3742	Required Information Not Shown on Log	\$0.00	Non-Parking Traffic Misdemeanors	3742	Fed Reg 395.8
3743	Duty Status Not Retained - Previous 7 Days	\$0.00	Non-Parking Traffic Misdemeanors	3743	Fed Reg 395.8
3744	False Log - Making False Report	\$0.00	Non-Parking Traffic Misdemeanors	3744	Fed Reg 395.8
3745	Duty Status Not Current	\$0.00	Non-Parking Traffic Misdemeanors	3745	Fed Reg 395.8
3746	Improper Time Base - 24 Hour Period	\$0.00	Non-Parking Traffic Misdemeanors	3746	Fed Reg 395.8
3747	Orig. Log Not Sent to Carrier in 13 Days	\$0.00	Non-Parking Traffic Misdemeanors	3747	Fed Reg 395.8
3748	Log Not Sent/More than One Carrier	\$0.00	Non-Parking Traffic Misdemeanors	3748	Fed Reg 395.8
3749	No Motor Vehicle Liability Insurance - SR 22 Not Required	\$0.00	Non-Parking Traffic Misdemeanors	3749	TC 601.051
3800	Minor in Possession	\$375.00	Other State Law	3800	ABC 106.05
3801	Attempt to Purchase Alcohol - Minor	\$50.00	Other State Law	3801	ABC 106.025
3802	Purchase of Alcohol - Minor	\$0.00	Other State Law	3802	ABC 106.02
3803	Consumption of Alcohol - Minor	\$100.00	Other State Law	3803	ABC 106.04
3804	Misrepresentation of Age - Minor	\$0.00	Other State Law	3804	ABC 106.07
3805	Public Intoxication - Minor	\$250.00	Penal Code	3805	PC 49.02
3806	Driving Under Influence - Minor	\$250.90	Other State Law	3806	ABC 106.041
3807	Purchase/Furnish Alcohol to Minor	\$0.00	Other State Law	3807	TC 521.351
3811	Driving While Intoxicated > 0.16 Probated	\$0.00	Non-Parking Traffic Misdemeanors	3811	49.09
3812	Driving While Intoxicated W/Child Under 15 YOA Probated	\$0.00	Non-Parking Traffic Misdemeanors	3812	49.045
3813	DWI Education Program Extended	\$0.00	Other State Law	3813	
3900	Minor in Possession - Deferred	\$250.00	Other State Law	3900	
3901	Attempt to Purchase Alcohol - Minor-Deferred	\$50.00	Other State Law	3901	
3902	Purchase of Alcohol - Minor - Deferred	\$0.00	Other State Law	3902	
3903	Consumption of Alcohol - Minor - Deferred	\$250.00	Other State Law	3903	
3904	Misrepresentation of Age - Minor - Deferred	\$0.00	Other State Law	3904	
3905	Public Intoxication - Minor - Deferred	\$250.00	Other State Law	3905	
3906	Driving Under Influence - Minor - Deferred	\$200.00	Other State Law	3906	
9999	Invalid Violation Code	\$0.00	Parking Traffic Misdemeanors	3999	

Water Fees By Population Category  
Summary  
2024

Population Group	No. of Cities Reporting	Avg. Total Customers	Residential Water		Commercial Water
			Average Usage	Average Fee For 5,000 Gal.	Average Fee For 50,000 Gal.
<b>2,000 OR LESS</b>	<b>104</b>	426	5,047	51.75	361.59
<b>2,001 - 5,000</b>	<b>39</b>	1,410	5,921	44.18	325.33
<b>5,001 - 10,000</b>	<b>38</b>	2,914	6,251	43.37	331.44
<b>10,001 - 15,000</b>	<b>14</b>	3,870	5,679	42.22	423.02
<b>15,001 - 20,000</b>	<b>11</b>	6,459	5,330	37.02	329.13
<b>20,001 - 25,000</b>	<b>5</b>	8,083	5,735	41.11	324.64
<b>25,001 - 30,000</b>	<b>4</b>	8,687	5,794	40.85	308.17
<b>30,001 - 50,000</b>	<b>8</b>	13,833	5,002	36.93	315.39
<b>50,001 - 75,000</b>	<b>4</b>	14,775	8,021	40.78	349.11
<b>75,001 - 100,000</b>	<b>3</b>	25,817	6,978	44.47	488.77
<b>100,001 - 200,000</b>	<b>4</b>	37,291	7,180	40.04	432.25
<b>200,001 - 350,000</b>	<b>2</b>	89,007	7,748	30.16	291.06
<b>350,001 - 500,000</b>	<b>1</b>	107,599	7,447	24.33	300.65
<b>Total / Averages</b>	237	4,644	5,611	46.23	351.14

# Residential and Commercial Water Costs

## Details

2024

			Residential Water		Commercial Water
Population Group	City Population	Total Customers	Average Usage	<u>Fee For</u> 5,000 Gal.	<u>Fee For</u> 50,000 Gal.
350,001 - 500,000					
Arlington	398,864	107,599	7,447	24.33	300.65
350,001 - 500,000	Averages	107,599	7,447	24.33	300.65
200,001 - 350,000					
Lubbock	264,000	105,722	6,750	35.15	344.81
Amarillo	201,291	72,291	8,745	25.16	237.31
200,001 - 350,000	Averages	89,007	7,748	30.16	291.06
100,001 - 200,000					
Mesquite	150,184	43,124	5,567	48.36	459.67
Abilene	127,385	43,270	6,353	37.50	413.50
Allen	111,551	33,655	10,000	38.20	372.58
Conroe	101,405	29,114	6,800	36.11	483.25
100,001 - 200,000	Averages	37,291	7,180	40.04	432.25
75,001 - 100,000					
Baytown	84,324	23,719	6,000	36.96	467.26
Cedar Park	83,000	22,840	6,157	36.36	371.68
Leander	81,806	30,891	8,777	60.10	627.38
75,001 - 100,000	Averages	25,817	6,978	44.47	488.77
50,001 - 75,000					
Eules	61,480	14,952	5,970	44.29	370.51
Wylie	60,943	13,225	7,100	49.23	422.40
Grapevine	55,780	15,004	11,913	29.07	228.18
Burleson	53,381	15,918	7,100	40.53	375.35
50,001 - 75,000	Averages	14,775	8,021	40.78	349.11
30,001 - 50,000					
Cedar Hill	49,148	16,657	4,010	49.30	412.80
Huntsville	47,351	10,765	6,200	25.86	394.31
Waxahachie	46,526	16,065	3,000	39.40	329.09
Sherman	45,264	15,959	6,091	36.32	339.12
Copperas Cove	37,964	14,894	3,714	43.60	94.08
Prosper	37,746	13,469	6,200	34.15	427.95
Harker Heights	34,102	12,061	5,799	30.78	199.53
Deer Park	33,931	10,792	5,000	36.02	326.27
30,001 - 50,000	Averages	13,833	5,002	36.93	315.39
25,001 - 30,000					
Big Spring	28,862	8,673	7,133	46.80	270.00
Balch Springs	27,160	6,789	7,500	37.56	332.40
Denison	26,328	11,650	6,544	46.37	373.32
San Benito	25,391	7,636	2,000	32.65	256.95
25,001 - 30,000	Averages	8,687	5,794	40.85	308.17

			Residential Water		Commercial Water
Population Group	City Population	Total Customers	Average Usage	<u>Fee For</u> 5,000 Gal.	<u>Fee For</u> 50,000 Gal.
20,001 - 25,000					
Watauga	24,629	8,368	5,273	34.47	344.89
Belton	24,610	8,000	7,500	28.10	236.97
Marshall	23,935	9,327	4,000	31.31	280.82
Universal City	21,007	6,565	6,000	42.40	348.55
Boerne	20,707	8,156	5,900	69.28	411.95
20,001 - 25,000	Averages	8,083	5,735	41.11	324.64
15,001 - 20,000					
Crowley	19,478	7,020	4,700	37.75	331.00
Brownwood	19,288	7,468	7,480	49.73	313.20
Brenham	18,469	8,638	5,300	33.06	222.22
Nederland	18,331	7,587	4,900	21.91	178.11
Gainesville	17,912	6,478	5,569	40.46	389.79
Bay City	17,882	6,489	4,700	38.02	452.87
Donna	17,548	5,738	4,100	32.29	403.11
Groves	16,915	7,050	7,590	26.80	193.30
Live Oak	16,661	2,864	5,652	24.70	268.84
Hewitt	16,431	6,232	3,000	43.40	511.15
Canyon	16,387	5,487	5,634	59.15	356.88
15,001 - 20,000	Averages	6,459	5,330	37.02	329.13
10,001 - 15,000					
Lockhart	14,985	3,259	5,589	42.03	566.78
Manvel	14,803	1,785	4,000	42.61	199.43
Beeville	14,164	4,768	10,070	61.32	516.19
Forest Hill	14,000	4,768	0	32.01	455.49
Port Neches	13,614	5,312	7,747	22.50	203.75
Athens	13,121	5,066	4,400	31.45	280.32
Robinson	12,923	4,978	7,854	66.50	407.68
Leon Valley	12,306	2,500	6,000	38.36	286.28
Burkburnett	11,405	4,557	4,300	47.63	433.03
Galena Park	11,178	3,381	4,700	14.46	482.94
Fair Oaks Ranch	11,104	3,255	5,700	56.59	221.44
Bellmead	10,835	3,592	4,700	33.71	405.57
Bonham	10,746	3,842	3,133	65.03	808.38
Roanoke	10,628	3,123	5,630	36.87	654.97
10,001 - 15,000	Averages	3,870	5,679	42.22	423.02
5,001 - 10,000					
Brownfield	9,779	2,941	9,356	34.75	194.95
Lago Vista	9,692	5,685	3,300	52.27	642.18
Bridge City	9,574	4,457	5,000	23.50	181.00
Liberty	9,506	3,113	5,000	50.33	320.15
Hondo	9,492	2,377	2,254	38.89	318.00
Dayton	9,375	3,168	4,347	53.19	62.91
Lucas	9,020	2,905	16,117	49.29	581.43
Aransas Pass	8,960	4,760	5,423	15.65	72.15
Northlake	8,827	7,349	10,757	51.00	583.00
Cuero	8,524	2,949	4,421	25.47	221.57
Los Fresnos	8,215	2,137	6,100	38.32	257.77
Lampasas	8,119	3,628	3,600	52.75	276.50
Hitchcock	7,914	2,731	3,828	58.80	698.78

Population Group	City Population	Total Customers	Residential Water		Commercial Water
			Average Usage	<u>Fee For</u>	<u>Fee For</u>
				5,000 Gal.	50,000 Gal.
Jasper	7,714	3,954	3,759	39.94	192.54
Crystal City	7,513	2,492	3,000	27.25	139.75
Marble Falls	7,423	3,834	5,000	56.32	56.32
Elsa	7,174	2,167	4,529	14.90	330.00
Burnet	7,100	2,828	4,470	44.64	359.68
Silsbee	7,072	3,340	3,500	28.25	167.25
Dripping Springs	7,057	67	6,042	47.75	465.50
Kermit	6,856	5,755	7,000	18.00	180.00
Carthage	6,851	3,681	7,112	39.75	302.10
Wilmer	6,690	1,295	7,200	33.18	445.65
Carrizo Springs	5,958	2,046	6,466	34.05	289.99
Luling	5,954	2,576	2,000	29.70	246.15
Brady	5,946	2,394	6,000	53.60	346.90
Alvarado	5,910	1,780	4,899	70.16	688.59
Littlefield	5,871	2,248	7,000	51.25	202.50
Breckenridge	5,868	2,310	3,990	64.38	509.75
Aledo	5,864	1,950	10,500	50.81	488.50
Livingston	5,829	2,675	4,000	40.00	242.00
McGregor	5,763	2,146	3,800	60.40	627.64
Cameron	5,565	2,022	6,000	61.89	271.82
Center	5,401	2,419	2,300	32.90	276.50
Mabank	5,301	4,748	4,500	44.36	253.25
Garden Ridge	5,100	1,693	30,000	44.10	397.60
Richwood	5,100	1,438	8,775	55.95	0.00
Pilot Point	5,047	2,357	6,200	60.40	372.73
<hr/>					
<b>5,001 - 10,000</b>	Averages	2,914	6,251	43.37	331.44
<hr/>					
<b>2,001 - 5,000</b>					
Denver City	4,911	2,039	9,425	22.25	211.80
Edcouch	4,625	1,058	4,500	23.00	283.75
Madisonville	4,564	1,984	0	33.00	72.50
Canton	4,561	2,371	5,000	46.75	289.00
Caldwell	4,495	2,147	5,000	19.82	21.02
Colorado City	4,391	1,659	4,800	41.25	347.75
Dimmitt	4,375	1,739	4,000	27.52	154.07
Bullard	4,232	1,965	7,826	36.45	438.45
Clyde	3,945	1,826	4,000	42.50	204.50
Ballinger	3,774	1,871	8,950	60.04	438.94
Llano	3,537	1,842	10,000	59.52	441.24
Caddo Mills	3,502	2,300	5,000	45.50	420.00
Chandler	3,476	1,726	4,240	39.45	343.41
Needville	3,467	1,361	5,000	30.11	277.66
Big Lake	3,367	1,376	7,046	29.40	407.40
Magnolia	3,349	3,038	0	58.18	578.74
Annetta	3,319	803	10,897	85.70	433.58
Bishop	3,305	1,209	5,500	33.04	201.97
Bishop	3,305	1,209	5,500	33.04	201.97
Castroville	3,199	1,408	4,000	56.75	378.70
Brazoria	3,112	1,465	1,800	49.25	50.47
Lytle	3,066	1,588	3,800	23.60	335.10
Stanton	3,056	1,086	6,000	38.71	258.93
Floydada	3,038	1,286	6,000	34.00	208.25
Vinton	2,780	456	5,001	61.90	0.00
George West	2,631	876	7,281	26.75	124.00
Lyford	2,611	796	5,922	34.86	462.21

Population Group	City Population	Total Customers	Residential Water		Commercial Water
			Average Usage	<u>Fee For</u>	<u>Fee For</u>
				5,000 Gal.	50,000 Gal.
Daingerfield	2,560	1,056	4,425	41.56	318.36
Mart	2,553	888	3,100	56.51	586.78
Blue Mound	2,500	807	5,000	81.50	591.25
Dalworthington Gardens	2,454	1,074	7,500	50.70	330.10
Malakoff	2,358	1,013	4,008	44.40	257.13
Mason	2,347	1,302	13,809	34.00	106.00
Elmendorf	2,264	1,285	4,330	78.87	585.00
Yorktown	2,264	937	5,497	27.92	204.26
Briarcliff	2,231	1,023	5,427	40.00	0.00
Kountze	2,163	1,035	3,785	35.17	253.33
Blanco	2,156	1,111	0	93.94	858.70
Cooper	2,005	965	9,800	46.00	361.00
<b>2,001 - 5,000</b>	Averages	1,410	5,921	44.18	325.33
<b>2,000 OR LESS</b>					
Linden	1,988	930	2,800	42.12	312.69
Eldorado	1,951	837	6,000	42.00	55.00
Jefferson	1,849	1,177	0	55.00	327.50
Brackettville	1,800	760	3,000	20.25	194.50
Lorena	1,800	1,046	4,800	68.67	237.38
Westlake	1,793	908	46,000	75.42	602.27
Holliday	1,758	827	3,310	69.75	518.75
Asherton	1,608	450	3,623	42.03	451.58
Bangs	1,603	882	6,620	75.00	440.00
Bartlett	1,600	704	4,693	60.63	336.25
Wheeler	1,592	760	4,200	24.00	250.00
Booker	1,587	653	0	23.75	0.00
Bruceville-Eddy	1,568	2,056	6,206	61.01	660.45
Franklin	1,560	795	6,200	35.00	1,000.00
Flatonia	1,455	816	6,000	27.00	181.50
Sundown	1,397	595	4,500	32.30	147.80
Roscoe	1,388	511	3,000	63.84	246.54
Somerville	1,376	898	5,201	36.00	36.00
Elkhart	1,371	870	5,000	41.52	310.00
Big Sandy	1,343	801	4,326	34.25	203.00
Thorndale	1,336	702	4,000	43.92	0.00
Lorenzo	1,327	435	4,000	55.50	188.75
Spur	1,318	500	3,000	157.60	328.90
Valley Mills	1,302	591	6,473	36.50	299.75
Boyd	1,250	942	5,706	71.64	834.94
Kemp	1,240	777	4,000	60.50	279.25
Alto	1,225	565	3,000	59.00	462.55
Cut and Shoot	1,222	2,219	6,000	37.40	351.20
Tioga	1,190	637	4,800	54.00	276.50
Lindsay	1,176	518	8,340	18.49	289.68
Bogata	1,153	526	2,000	29.50	299.50
Anton	1,126	427	5,000	62.50	188.75
Oyster Creek	1,111	599	3,080	29.73	237.45
New Summerfield	1,111	493	4,079	55.85	468.95
Lakeside City	1,082	509	6,000	55.37	100.60
Earth	1,065	426	6,000	34.13	141.00
Runge	1,031	500	8,009	28.55	207.70
Lakewood Village	1,026	330	8,500	46.50	0.00
Newark	1,011	389	4,827	58.00	589.00
Maypearl	992	385	3,702	37.50	285.00

Population Group	City Population	Total Customers	Residential Water		Commercial Water
			Average Usage	<u>Fee For</u>	<u>Fee For</u>
				5,000 Gal.	50,000 Gal.
Eustace	991	562	5,000	48.00	415.00
Berryville	981	590	0	60.50	341.75
Daisetta	966	374	3,359	32.50	275.00
Calvert	962	542	5,600	32.11	171.74
Sudan	958	464	5,300	37.60	124.35
New London	955	839	10,000	26.54	167.96
Bremond	949	500	2,000	28.75	229.50
Crowell	948	508	4,000	43.50	0.00
Bronte	933	547	6,000	34.50	220.20
Celeste	923	385	1,500	47.10	438.70
Arp	911	501	4,000	66.00	223.50
Thrall	896	404	5,000	59.15	466.40
East Tawakoni	883	992	3,500	45.66	83.62
Coolidge	848	345	6,780	68.00	588.00
Blooming Grove	847	425	3,300	63.73	467.77
Coahoma	847	1,207	5,000	58.85	633.18
New Deal	794	309	5,299	54.25	403.00
Amherst	791	296	6,500	77.50	360.50
Beckville	783	375	6,000	38.25	0.00
Lott	775	400	2,500	83.13	555.63
Hilshire Village	742	326	10,921	42.50	425.00
Como	702	325	3,000	32.00	334.00
Big Wells	700	360	4,465	40.00	260.00
Ector	695	337	4,691	50.50	163.00
Loraine	676	223	4,332	44.00	382.00
Lovelady	649	397	3,400	38.00	0.00
Beasley	641	400	4,500	39.00	264.00
Bardwell	603	238	3,095	50.00	90.00
Newcastle	597	285	2,500	80.00	250.00
Groom	574	390	3,000	26.10	150.60
Matador	570	374	5,000	40.00	180.75
Bryson	561	245	5,117	76.76	538.00
Brazos Country	550	191	10,000	31.50	144.00
Colmesneil	542	530	4,800	40.50	153.00
Balmorhea	520	161	4,350	48.00	472.00
Buckholts	515	179	3,000	65.03	0.00
Highland Haven	509	407	3,500	52.36	500.00
Paradise	500	323	5,000	70.84	646.80
Lefors	497	302	3,000	64.00	271.50
Liverpool	495	230	3,000	40.00	100.00
Lipan	435	429	5,000	48.00	518.00
Blanket	402	170	2,800	59.50	473.00
Iredell	367	162	6,000	50.00	0.00
Higgins	352	208	3,000	33.50	112.25
Dell City	336	222	2,000	56.20	1,612.91
Dickens	332	102	3,370	110.00	1,100.00
Trent	325	252	4,000	122.50	910.00
Marquez	313	189	0	34.50	435.00
Nazareth	311	171	7,500	95.00	0.00
Darrouzett	303	176	5,436	28.00	122.00
Burton	300	240	2,500	54.20	199.20
Cranfills Gap	281	161	3,500	44.00	452.00
Benjamin	264	130	4,186	58.10	365.50
Goldsmith	256	216	4,000	61.85	635.60
Fayetteville	246	295	7,490	47.00	317.00
Ackerly	245	161	5,000	64.50	64.50

Population Group	City Population	Total Customers	Residential Water		Commercial Water
			Average Usage	<u>Fee For</u>	<u>Fee For</u>
				5,000 Gal.	50,000 Gal.
Carmine	230	250	2,000	29.50	0.00
Bynum	222	108	0	65.50	492.00
Barry	215	100	5,236	62.50	0.00
Broadbuss	207	160	2,850	65.50	645.00
Megargel	204	137	3,000	101.50	512.00
Carl's Corner	193	70	7,000	59.00	0.00
Austwell	146	134	2,000	60.62	0.00
Springlake	110	58	4,466	32.15	107.15
<b>2,000 OR LESS</b>	Averages	426	5,047	51.75	361.59

**Total Number of Cities Reporting** 237



Wastewater Fees By Population Category  
Summary  
2024

Population Group	No. of Cities Reporting	Avg. Total Customers	Residential Sewer	Commercial Sewer
			<u>Average Fee For</u> 5,000 Gal.	<u>Average Fee For</u> 50,000 Gal.
<b>2,000 OR LESS</b>	<b>104</b>	376	33.22	143.02
<b>2,001 - 5,000</b>	<b>40</b>	1,191	37.17	258.62
<b>5,001 - 10,000</b>	<b>39</b>	2,534	41.78	243.08
<b>10,001 - 15,000</b>	<b>14</b>	3,575	40.15	310.55
<b>15,001 - 20,000</b>	<b>11</b>	6,174	34.02	280.41
<b>20,001 - 25,000</b>	<b>5</b>	7,631	39.24	361.43
<b>25,001 - 30,000</b>	<b>4</b>	8,067	53.57	480.97
<b>30,001 - 50,000</b>	<b>8</b>	12,626	40.55	303.20
<b>50,001 - 75,000</b>	<b>4</b>	15,817	41.69	281.99
<b>75,001 - 100,000</b>	<b>3</b>	24,192	34.40	293.01
<b>100,001 - 200,000</b>	<b>4</b>	35,468	46.40	295.75
<b>200,001 - 350,000</b>	<b>2</b>	85,950	30.49	191.84
<b>350,001 - 500,000</b>	<b>1</b>	105,701	42.97	394.61
<b>Total / Averages</b>	239	4,311	36.83	222.95

# Residential and Commercial Wastewater Costs

## Details

2024

			Residential Sewer	Commercial Sewer
<u>Population Group</u> <u>City Name</u>	City Population	Total Customers	<u>Fee For</u>  5,000 Gal.	<u>Fee For</u>  50,000 Gal.
<b>350,001 - 500,000</b>				
Arlington	398,864	105,701	42.97	394.61
<b>350,001 - 500,000</b>	Averages	105,701	42.97	394.61
<b>200,001 - 350,000</b>				
Lubbock	264,000	100,602	35.10	225.47
Amarillo	201,291	71,298	25.88	158.21
<b>200,001 - 350,000</b>	Averages	85,950	30.49	191.84
<b>100,001 - 200,000</b>				
Mesquite	150,184	41,403	47.33	372.69
Abilene	127,385	41,635	30.50	161.00
Allen	111,551	32,350	53.33	345.11
Conroe	101,405	26,483	54.42	304.21
<b>100,001 - 200,000</b>	Averages	35,468	46.40	295.75
<b>75,001 - 100,000</b>				
Baytown	84,324	22,296	38.22	405.99
Cedar Park	83,000	22,192	36.20	190.52
Leander	81,806	28,089	28.78	282.52
<b>75,001 - 100,000</b>	Averages	24,192	34.40	293.01
<b>50,001 - 75,000</b>				
Eules	61,480	14,308	37.95	262.50
Wylie	60,943	18,449	57.91	344.46
Grapevine	55,780	13,868	23.78	227.26
Burleson	53,381	16,643	47.13	293.73
<b>50,001 - 75,000</b>	Averages	15,817	41.69	281.99
<b>30,001 - 50,000</b>				
Cedar Hill	49,148	15,412	57.30	507.30
Huntsville	47,351	9,219	35.13	316.23
Waxahachie	46,526	13,703	43.94	259.49
Sherman	45,264	14,359	23.11	200.86
Copperas Cove	37,964	14,045	45.60	270.60
Prosper	37,746	12,720	52.90	328.60
Harker Heights	34,102	10,679	28.93	192.28
Deer Park	33,931	10,873	37.52	350.27
<b>30,001 - 50,000</b>	Averages	12,626	40.55	303.20
<b>25,001 - 30,000</b>				
Big Spring	28,862	8,080	59.40	972.00
Balch Springs	27,160	6,193	38.12	291.64
Denison	26,328	10,360	47.03	378.07
San Benito	25,391	7,636	69.72	282.18

<u>Population Group</u> <u>City Name</u>	City Population	Total Customers	Residential Sewer	Commercial Sewer
			<u>Fee For</u>	<u>Fee For</u>
			5,000 Gal.	50,000 Gal.
<b>25,001 - 30,000</b>	Averages	8,067	53.57	480.97
<b>20,001 - 25,000</b>				
Watauga	24,629	8,368	21.18	211.88
Belton	24,610	7,450	41.38	401.38
Marshall	23,935	8,342	40.07	317.72
Universal City	21,007	6,565	41.90	356.50
Boerne	20,707	7,430	51.65	519.68
<b>20,001 - 25,000</b>	Averages	7,631	39.24	361.43
<b>15,001 - 20,000</b>				
Crowley	19,478	6,834	34.24	239.99
Brownwood	19,288	7,027	31.28	261.36
Brenham	18,469	7,524	26.94	227.19
Nederland	18,331	7,821	28.76	281.16
Gainesville	17,912	6,063	54.19	321.80
Bay City	17,882	6,199	51.94	495.43
Donna	17,548	5,347	23.54	283.28
Groves	16,915	6,050	33.30	258.30
Live Oak	16,661	5,036	31.71	336.50
Hewitt	16,431	4,941	30.00	266.25
Canyon	16,387	5,069	28.35	113.28
<b>15,001 - 20,000</b>	Averages	6,174	34.02	280.41
<b>10,001 - 15,000</b>				
Lockhart	14,985	3,259	48.03	312.15
Manvel	14,803	1,623	49.13	205.95
Beeville	14,164	4,498	35.40	250.00
Forest Hill	14,000	4,689	39.95	341.50
Port Neches	13,614	5,306	23.05	111.55
Athens	13,121	4,634	45.88	381.58
Robinson	12,923	4,062	53.45	159.84
Leon Valley	12,306	2,500	40.04	327.08
Burkburnett	11,405	4,338	24.64	141.84
Galena Park	11,178	3,360	14.46	482.94
Fair Oaks Ranch	11,104	2,005	65.76	335.76
Bellmead	10,835	3,485	32.65	263.40
Bonham	10,746	3,403	29.19	470.60
Roanoke	10,628	2,887	60.45	563.50
<b>10,001 - 15,000</b>	Averages	3,575	40.15	310.55
<b>5,001 - 10,000</b>				
Brownfield	9,779	2,904	20.62	59.33
Lago Vista	9,692	5,082	72.75	556.50
Bridge City	9,574	4,413	24.60	188.85
Liberty	9,506	2,898	48.31	309.91
Hondo	9,492	2,303	31.32	139.96
Dayton	9,375	2,274	53.19	62.91
Lucas	9,020	28	55.44	463.24
Aransas Pass	8,960	3,558	14.61	64.17
Northlake	8,827	6,603	82.50	833.00
Cuero	8,524	2,909	44.03	296.93

<u>Population Group</u> <u>City Name</u>	City Population	Total Customers	Residential Sewer	Commercial Sewer
			<u>Fee For</u>	<u>Fee For</u>
			5,000 Gal.	50,000 Gal.
Los Fresnos	8,215	2,081	39.88	239.23
Lampasas	8,119	2,901	41.75	205.50
Lavon	7,940	2,560	53.00	305.28
Hitchcock	7,914	2,567	55.85	288.50
Jasper	7,714	2,976	38.62	204.56
Crystal City	7,513	2,499	15.25	70.00
Marble Falls	7,423	3,010	59.61	159.14
Elsa	7,174	2,397	9.50	64.80
Burnet	7,100	2,541	55.00	322.50
Silsbee	7,072	2,868	30.25	169.25
Dripping Springs	7,057	2,471	63.57	433.54
Kermit	6,856	2,726	12.92	17.42
Carthage	6,851	3,318	38.05	247.30
Wilmer	6,690	1,108	25.29	312.48
Carrizo Springs	5,958	1,861	20.45	113.20
Luling	5,954	2,285	27.52	158.78
Brady	5,946	2,138	40.10	276.30
Alvarado	5,910	1,906	56.88	352.08
Littlefield	5,871	2,126	30.50	53.00
Breckenridge	5,868	2,005	51.80	337.28
Aledo	5,864	1,842	70.60	316.56
Livingston	5,829	2,358	27.50	225.00
McGregor	5,763	2,080	63.81	255.06
Argyle	5,615	2,322	51.30	289.25
Cameron	5,565	1,939	38.50	101.50
Center	5,401	2,036	31.95	156.25
Mabank	5,301	2,473	36.01	207.54
Richwood	5,100	1,281	42.27	0.00
Pilot Point	5,047	1,168	54.36	380.86
<b>5,001 - 10,000</b>	Averages	2,534	41.78	243.08

<b>2,001 - 5,000</b>
----------------------

Denver City	4,911	1,732	15.70	116.20
Edcouch	4,625	1,058	33.75	347.00
Madisonville	4,564	1,621	30.73	29.77
Canton	4,561	1,815	41.45	205.95
Caldwell	4,495	1,996	21.99	83.25
Colorado City	4,391	1,579	32.00	232.00
Dimmitt	4,375	1,550	16.01	17.46
Bullard	4,232	1,314	32.40	336.50
Clyde	3,945	1,826	7.50	87.50
Ballinger	3,774	1,570	31.50	31.50
Llano	3,537	1,588	77.29	323.14
Caddo Mills	3,502	1,969	41.50	266.50
Chandler	3,476	1,377	29.15	70.64
Needville	3,467	1,361	18.53	183.40
West Lake Hills	3,396	555	141.09	1,963.17
Big Lake	3,367	1,265	25.00	128.00
Magnolia	3,349	3,038	24.95	370.18
Annetta	3,319	548	55.00	597.50
Bishop	3,305	1,209	22.00	92.00
Bishop	3,305	1,209	22.00	92.00
Castroville	3,199	1,244	80.00	835.06
Brazoria	3,112	1,465	35.83	36.77
Lytle	3,066	929	24.20	204.20
Stanton	3,056	1,167	26.77	87.00

<u>Population Group</u> <u>City Name</u>	City Population	Total Customers	Residential Sewer	Commercial Sewer
			<u>Fee For</u>	<u>Fee For</u>
			5,000 Gal.	50,000 Gal.
Floydada	3,038	1,209	28.74	34.15
Vinton	2,780	112	34.85	0.00
George West	2,631	967	29.00	36.25
Lyford	2,611	716	27.30	196.54
Daingerfield	2,560	1,045	31.93	229.93
Mart	2,553	744	30.77	188.72
Blue Mound	2,500	807	54.00	174.25
Dalworthington Gardens	2,454	983	44.35	282.70
Malakoff	2,358	1,004	42.48	299.32
Mason	2,347	1,248	24.00	50.00
Elmendorf	2,264	292	22.70	453.50
Yorktown	2,264	882	21.33	36.50
Briarcliff	2,231	101	45.00	0.00
Kountze	2,163	882	35.17	253.33
Blanco	2,156	841	84.65	451.70
Cooper	2,005	829	44.00	404.00
<b>2,001 - 5,000</b>	Averages	1,191	37.17	258.62

<b>2,000 OR LESS</b>
----------------------

Linden	1,988	866	35.65	245.94
Eldorado	1,951	763	28.00	31.00
Ingram	1,857	700	55.00	0.00
Jefferson	1,849	1,039	41.50	313.00
Brackettville	1,800	701	22.25	18.75
Lorena	1,800	617	79.40	343.55
Westlake	1,793	677	69.85	791.14
Holliday	1,758	534	20.00	206.00
Asherton	1,608	403	23.50	146.50
Bangs	1,603	565	23.54	113.54
Bartlett	1,600	704	32.50	32.50
Wheeler	1,592	750	15.00	15.00
Booker	1,587	580	15.25	25.00
Franklin	1,560	721	28.00	0.00
Flatonia	1,455	683	24.20	123.70
Sundown	1,397	595	28.91	41.21
Roscoe	1,388	530	50.00	50.00
Somerville	1,376	674	36.00	36.00
Elkhart	1,371	445	35.62	285.00
Big Sandy	1,343	680	34.25	203.00
Thorndale	1,336	702	20.00	0.00
Lorenzo	1,327	435	29.75	29.75
Spur	1,318	450	24.00	38.00
Valley Mills	1,302	519	24.00	168.20
Boyd	1,250	926	37.36	350.99
Kemp	1,240	476	40.57	202.50
Alto	1,225	469	44.40	172.65
Martindale	1,192	203	39.50	213.00
Martindale	1,192	180	40.50	261.00
Tioga	1,190	559	53.92	276.22
Ames	1,187	465	44.00	44.00
Lindsay	1,176	516	35.92	225.55
Bogata	1,153	514	14.75	71.00
Anton	1,126	434	13.00	13.00
Oyster Creek	1,111	595	23.78	189.96
New Summerfield	1,111	241	43.64	290.02
Lakeside City	1,082	461	30.00	30.00

<u>Population Group</u> <u>City Name</u>	City Population	Total Customers	Residential Sewer	Commercial Sewer
			<u>Fee For</u>	<u>Fee For</u>
			5,000 Gal.	50,000 Gal.
Earth	1,065	415	23.25	23.25
Runge	1,031	485	24.70	160.80
Lakewood Village	1,026	270	49.50	0.00
Newark	1,011	371	42.00	318.00
Maypearl	992	357	26.50	49.00
Eustace	991	435	55.00	340.00
Lakeport	990	299	23.00	83.00
Daisetta	966	367	30.00	30.00
Calvert	962	537	30.88	171.74
Sudan	958	398	19.42	60.94
New London	955	341	22.77	66.40
Bremond	949	500	20.00	20.00
Crowell	948	396	18.00	0.00
Bronte	933	403	13.00	33.00
Celeste	923	385	28.60	243.85
Arp	911	321	34.30	73.30
Thrall	896	374	30.50	188.00
East Tawakoni	883	448	28.74	59.69
Coolidge	848	296	25.80	130.00
Blooming Grove	847	351	29.40	125.40
Coahoma	847	419	25.00	150.00
Garrett	806	211	33.50	0.00
New Deal	794	283	15.00	150.00
Amherst	791	280	23.00	99.00
Beckville	783	325	29.50	0.00
Lott	775	300	26.10	279.60
Hilshire Village	742	314	44.50	300.00
Como	702	325	32.00	334.00
Big Wells	700	360	24.00	29.00
Ector	695	274	34.00	34.00
Loraine	676	211	25.00	302.00
Lovelady	649	266	28.50	0.00
Beasley	641	400	38.00	263.00
Bardwell	603	238	50.00	55.00
Hawk Cove	600	189	121.00	0.00
Newcastle	597	285	20.00	25.00
Groom	574	341	17.00	21.00
Matador	570	317	10.00	11.00
Bryson	561	188	13.50	28.50
Colmesneil	542	215	14.50	59.50
Balmorhea	520	160	22.00	37.00
Buckholts	515	175	63.16	0.00
Mount Enterprise	505	136	44.00	82.00
Lefors	497	302	67.00	87.00
Lipan	435	222	48.00	518.00
Blanket	402	167	95.00	565.00
Bloomburg	376	168	22.00	27.00
Iredell	367	156	25.00	40.00
Higgins	352	200	28.00	28.00
Dell City	336	222	19.00	19.00
Angus	334	44	35.00	156.00
Dickens	332	93	25.00	50.00
Marquez	313	179	34.00	54.00
Nazareth	311	165	11.00	0.00
Darrouzett	303	157	23.00	28.00
Burton	300	227	38.00	193.00
Cranfills Gap	281	159	40.00	70.00

<u>Population Group</u> <u>City Name</u>	City Population	Total Customers	Residential Sewer	Commercial Sewer
			<u>Fee For</u>	<u>Fee For</u>
			5,000 Gal.	50,000 Gal.
Benjamin	264	91	11.00	109.00
Goldsmith	256	150	11.00	162.50
Fayetteville	246	275	30.00	30.00
Carmine	230	200	27.60	0.00
Bynum	222	87	35.00	50.00
Barry	215	93	31.00	0.00
Broaddus	207	118	28.70	165.00
Megargel	204	130	101.50	462.00
Austwell	146	134	60.62	0.00
Springlake	110	54	22.48	26.08
<b>2,000 OR LESS</b>	Averages	376	33.22	143.02

**Total Number of Cities Reporting**      239