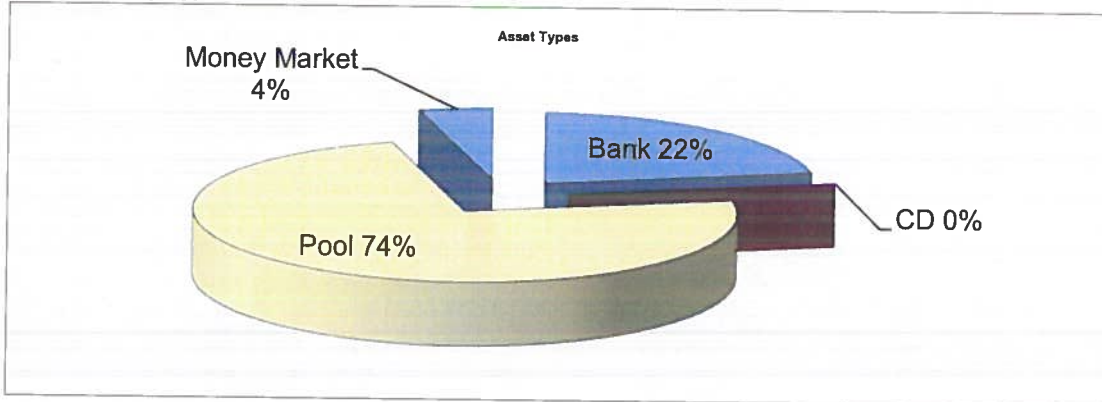


6

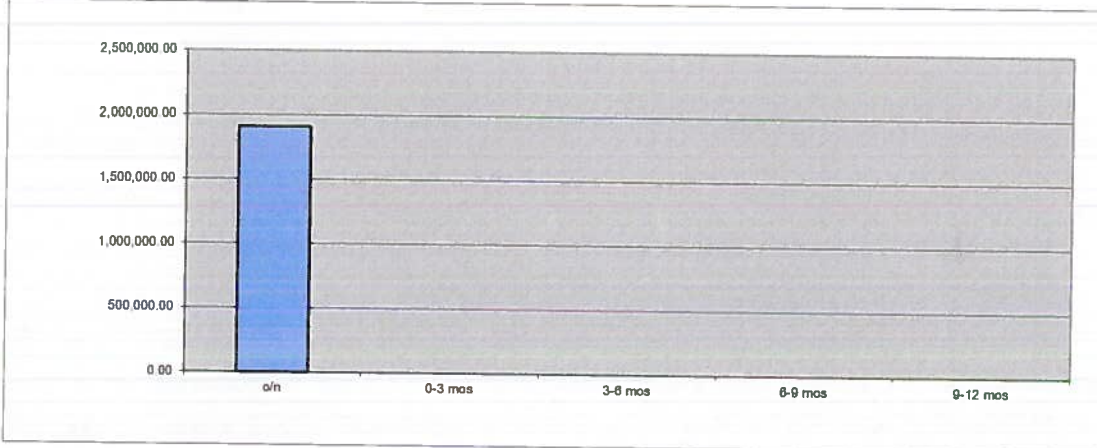
CITY OF JOHNSON CITY, TEXAS
QUARTERLY INVESTMENT REPORT SUMMARY
 period ending 9/30/2024

Beginning Book Value	\$ 3,276,889.39
Beginning Market Value	\$ 3,276,889.39
Beginning Weighted Average Maturity	1 days
Beginning Yield	4.6234%
Ending Book Value	\$ 1,905,817.03
Ending Market Value	\$ 1,905,817.03
Ending Weighted Average Maturity	1 days
Ending Yield	4.5626%
Unrealized Gain/(Loss)	\$ -
Change in Market Value	\$ (1,371,072.36)
Benchmark Yield (6 Mth. T-Bill)	4.4000%

Allocation by Type of Investment



Allocation by Maturity Date



**CITY OF JOHNSON CITY, TEXAS
QUARTERLY INVESTMENT REPORT**

as of
09/30/24


Purchase Date	Security	Coupon or Avg. Rate	Maturity Date	Yield	Par	Price	Days to Maturity	Beginning Book	Beginning Market	Ending Book	Ending Market	Change in Market	Period Earnings
Bank Checking Accounts													
N/a	LSCB General (Consolidated) Fund	0.0500%	10/01/24	0.0500%	\$ 75,002.85	100.000	1	\$ 75,002.58	\$ 75,002.58	\$ 75,002.85	\$ 75,002.85	\$ 0.27	\$ 8.72
N/a	Intrafi Cash Service General (Consolidated) Fund	4.0500%	10/01/24	4.0500%	\$ 261,779.16	100.000	1	\$ 324,930.48	\$ 324,930.48	\$ 261,779.16	\$ 261,779.16	\$ (63,151.32)	\$ 2,555.66
N/a	LSCB Interest & Sinking Fund	0.0000%	10/01/24	0.0000%	\$ 46,951.47	100.000	1	\$ 256,106.95	\$ 256,106.95	\$ 46,951.47	\$ 46,951.47	\$ (209,155.48)	\$ -
N/a	LSCB Capital Replacement Fund	0.0500%	10/01/24	0.0500%	\$ 34,503.52	100.000	1	\$ 20,466.65	\$ 20,466.65	\$ 34,503.52	\$ 34,503.52	\$ 14,036.87	\$ 4.06
N/a	Intrafi Cash Service Capital Replacement Fund	3.5670%	10/01/24	3.5670%	\$ 34.18	100.000	1	\$ 42.88	\$ 42.88	\$ 34.18	\$ 34.18	\$ (8.70)	\$ 777.49
Subtotal Checking Accounts					\$ 418,271.18			\$ 676,549.54	\$ 676,549.54	\$ 418,271.18	\$ 418,271.18	\$ (258,278.36)	\$ 3,345.93
Bank Money Market Accounts													
N/a	LSCB Impact Fee Fund	1.5300%	10/01/24	1.5300%	\$ 82,851.08	100.000	1	\$ 73,579.09	\$ 73,579.09	\$ 82,851.08	\$ 82,851.08	\$ 9,271.99	\$ 292.19
Subtotal Money Market Accounts					\$ 82,851.08			\$ 73,579.09	\$ 73,579.09	\$ 82,851.08	\$ 82,851.08	\$ 9,271.99	\$ 292.19
Certificates of Deposit													
N/a		0.0000%	10/01/24	0.0000%	\$ -	100.000	1	\$ -	\$ -	\$ -	\$ -	\$ -	\$ -
Subtotal CDs					\$ -			\$ -	\$ -	\$ -	\$ -	\$ -	\$ -
Pools													
N/a	TexPool Capital Replacement Fund	5.2596%	10/01/24	5.2596%	\$ 551,677.22	100.000	1	\$ 1,685,239.41	\$ 1,685,239.41	\$ 551,677.22	\$ 551,677.22	\$ (1,133,562.19)	\$ 9,548.94
N/a	TexPool Prime General (Consolidated) Fund	5.3942%	10/01/24	5.3942%	\$ 853,017.55	100.000	1	\$ 841,521.35	\$ 841,521.35	\$ 853,017.55	\$ 853,017.55	\$ 11,496.20	\$ 11,496.20
N/a	TexPool Prime Water & Wastewater Utility Fund	5.3942%	10/01/24	5.3942%	\$ -	100.000	1	\$ -	\$ -	\$ -	\$ -	\$ -	\$ -
Subtotal Pools					\$ 1,404,694.77			\$ 2,526,760.76	\$ 2,526,760.76	\$ 1,404,694.77	\$ 1,404,694.77	\$ (1,122,065.99)	\$ 21,045.14
TOTALS					\$ 1,905,817.03			\$ 3,276,889.39	\$ 3,276,889.39	\$ 1,905,817.03	\$ 1,905,817.03	\$ (1,371,072.36)	\$ 24,683.26
								Average Weighted Maturity				1 days	
								Average Weighted Yield				4.5626%	
								Average Portfolio Benchmark (6 Mth. T-Bill)				4.4000%	

This quarterly report has been prepared in compliance with the Public Funds Investment Act and the City's Investment Policy.

Note: Funds are left in the bank depository to pay for bank fees. Bank fees are charged based upon an Earnings Credit Rate (ECR) equal to the prior month's average 90-day T-bill. The ECR is paid directly to the bank depository. Approx. average July ECR = 1%; Aug. ECR = 1%; Sept. ECR = 1%


Investment Officer Rick Schroder

10/2/2024 Date


Investment Officer Whitney Walston

10/2/2024 Date