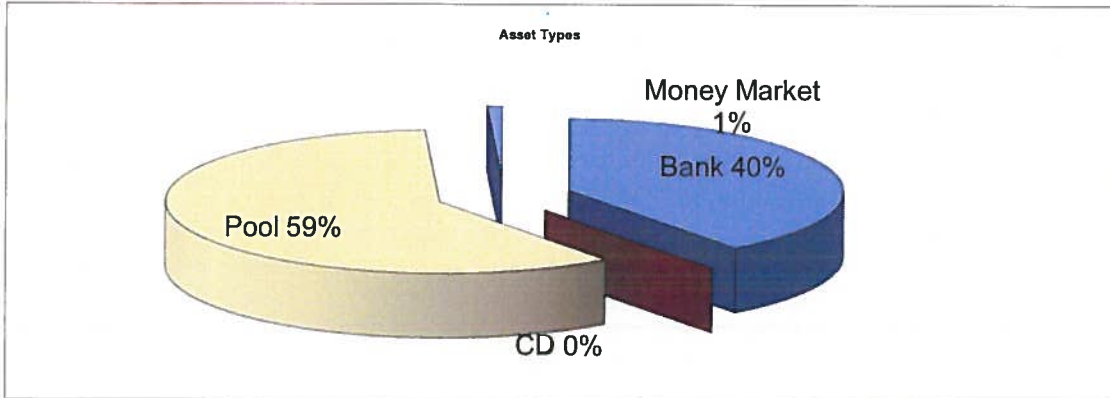


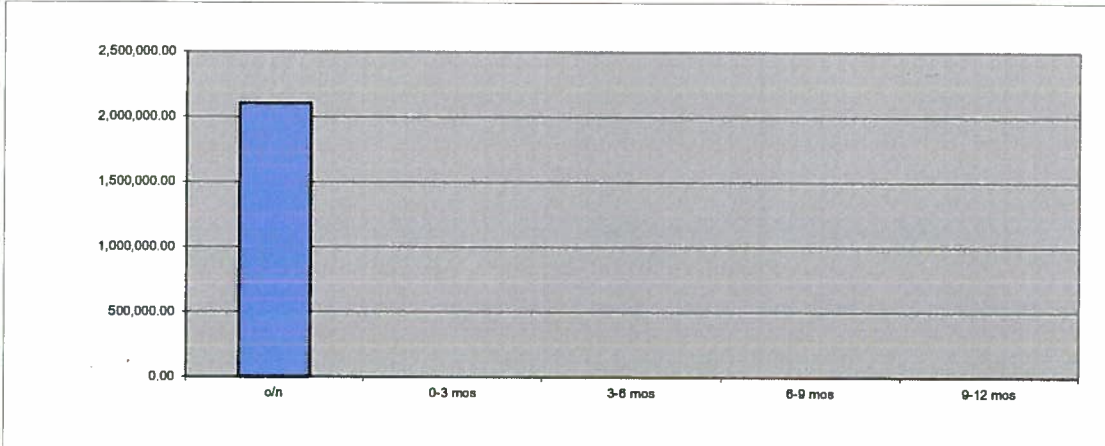
**CITY OF JOHNSON CITY, TEXAS
 QUARTERLY INVESTMENT REPORT SUMMARY
 period ending 12/31/2022**

Beginning Book Value	\$ 1,448,883.84
Beginning Market Value	\$ 1,448,883.84
Beginning Weighted Average Maturity	1 days
Beginning Yield	0.0014%
Ending Book Value	\$ 2,103,087.25
Ending Market Value	\$ 2,103,087.25
Ending Weighted Average Maturity	1 days
Ending Yield	2.1945%
Unrealized Gain/(Loss)	\$ -
Change in Market Value	\$ 654,203.41
Benchmark Yield (6 Mth. T-Bill)	4.4061%

Allocation by Type of Investment



Allocation by Maturity Date



**CITY OF JOHNSON CITY, TEXAS
QUARTERLY INVESTMENT REPORT**


as of
12/31/22

Purchase Date	Security	Coupon or Avg. Rate	Maturity Date	Yield	Par	Price	Days to Maturity	Beginning Book	Beginning Market	Ending Book	Ending Market	Change in Market	Period Earnings
Bank Checking Accounts													
N/A	LSCB General (Consolidated) Fund	0.0000%	01/01/23	0.00%	\$ 680,023.15	100.000	1	\$ 194,862.52	\$ 194,862.52	\$ 680,023.15	\$ 680,023.15	\$ 485,160.63	\$ -
N/A	LSCB Hotel Occupancy Fund	0.0000%	01/01/23	0.00%	\$ -	100.000	1	\$ 105,267.00	\$ 105,267.00	\$ -	\$ -	\$ (105,267.00)	\$ -
N/A	LSCB Water & Wastewater Utility Fund	0.0000%	01/01/23	0.00%	\$ -	100.000	1	\$ 227,809.35	\$ 227,809.35	\$ -	\$ -	\$ (227,809.35)	\$ -
N/A	LSCB Interest & Sinking Fund	0.0000%	01/01/23	0.00%	\$ 53,805.89	100.000	1	\$ 16,227.84	\$ 16,227.84	\$ 53,805.89	\$ 53,805.89	\$ 37,578.05	\$ -
N/A	LSCB VERP Fund	0.0000%	01/01/23	0.00%	\$ -	100.000	1	\$ 89,888.66	\$ 89,888.66	\$ -	\$ -	\$ (89,888.66)	\$ -
N/A	LSCB Capital Replacement Fund	0.0000%	01/01/23	0.00%	\$ 100,200.00	100.000	1	\$ 807,514.94	\$ 807,514.94	\$ 100,200.00	\$ 100,200.00	\$ (707,314.94)	\$ -
N/A	LSCB Court Technology Fund	0.0000%	01/01/23	0.00%	\$ -	100.000	1	\$ 1,521.52	\$ 1,521.52	\$ -	\$ -	\$ (1,521.52)	\$ -
N/A	LSCB Court Security Fund	0.0000%	01/01/23	0.00%	\$ -	100.000	1	\$ 1,631.95	\$ 1,631.95	\$ -	\$ -	\$ (1,631.95)	\$ -
N/A	LSCB Parks & Recreation Fund	0.0000%	01/01/23	0.00%	\$ -	100.000	1	\$ 2,194.41	\$ 2,194.41	\$ -	\$ -	\$ (2,194.41)	\$ -
N/A	LSCB Court LTP Fund	0.0000%	01/01/23	0.00%	\$ -	100.000	1	\$ 1,003.43	\$ 1,003.43	\$ -	\$ -	\$ (1,003.43)	\$ -
N/A	LSCB Court Jury Fund	0.0000%	01/01/23	0.00%	\$ -	100.000	1	\$ 22.54	\$ 22.54	\$ -	\$ -	\$ (22.54)	\$ -
Subtotal Checking Accounts					\$ 834,029.04			\$ 1,447,944.16	\$ 1,447,944.16	\$ 834,029.04	\$ 834,029.04	\$ (613,915.12)	\$ -
Bank Money Market Accounts													
N/A	LSCB Impact Fee Fund	0.3500%	01/01/23	0.3500%	\$ 18,724.83	100.000	1	\$ -	\$ -	\$ 18,724.83	\$ 18,724.83	\$ 18,724.83	\$ 22.98
Subtotal Money Market Accounts					\$ 18,724.83			\$ -	\$ -	\$ 18,724.83	\$ 18,724.83	\$ 18,724.83	\$ 22.98
Certificates of Deposit													
N/A	N/A	0.0000%	01/01/23	0.0000%	\$ -	100.000	1	\$ -	\$ -	\$ -	\$ -	\$ -	\$ -
Subtotal CDs					\$ -			\$ -	\$ -	\$ -	\$ -	\$ -	\$ -
Pools													
N/A	TexPool Capital Replacement Fund	3.5082%	01/01/23	3.5082%	\$ 498,920.26	100.000	1	\$ -	\$ -	\$ 498,920.26	\$ 498,920.26	\$ 498,920.26	\$ 285.47
N/A	TexPool Prime General Fund	3.8040%	01/01/23	3.8040%	\$ 751,413.12	100.000	1	\$ 76.07	\$ 76.07	\$ 751,413.12	\$ 751,413.12	\$ 751,337.05	\$ 468.20
N/A	TexPool Prime Water & Wastewater Utility Fund	3.8040%	01/01/23	3.8040%	\$ -	100.000	1	\$ 863.61	\$ 863.61	\$ -	\$ -	\$ (863.61)	\$ 5.24
Subtotal Pools					\$ 1,250,333.38			\$ 939.68	\$ 939.68	\$ 1,250,333.38	\$ 1,250,333.38	\$ 1,249,393.70	\$ 758.91
TOTALS					\$ 2,103,087.25			\$ 1,448,883.84	\$ 1,448,883.84	\$ 2,103,087.25	\$ 2,103,087.25	\$ 654,203.41	\$ 781.89
<p>This quarterly report has been prepared in compliance with the Public Funds Investment Act and the City's Investment Policy.</p> <p>Average Weighted Maturity: 1 days</p> <p>Average Weighted Yield: 2.1945%</p> <p>Average Portfolio Benchmark (6 Mth. T-Bill): 4.4061%</p>													

Note: Funds are left in the bank depository to pay for bank fees. Bank fees are charged based upon an Earnings Credit Rate (ECR) equal to the prior month's average 90-day T-bill. The ECR is paid directly to the bank depository. Approx. average Oct. ECR = 0.35%; Nov. ECR = 0.35%; Dec. ECR = 0.35%



1/13/2023
Investment Officer Rick Schroder Date



1/13/2023
Investment Officer Whitney Walston Date