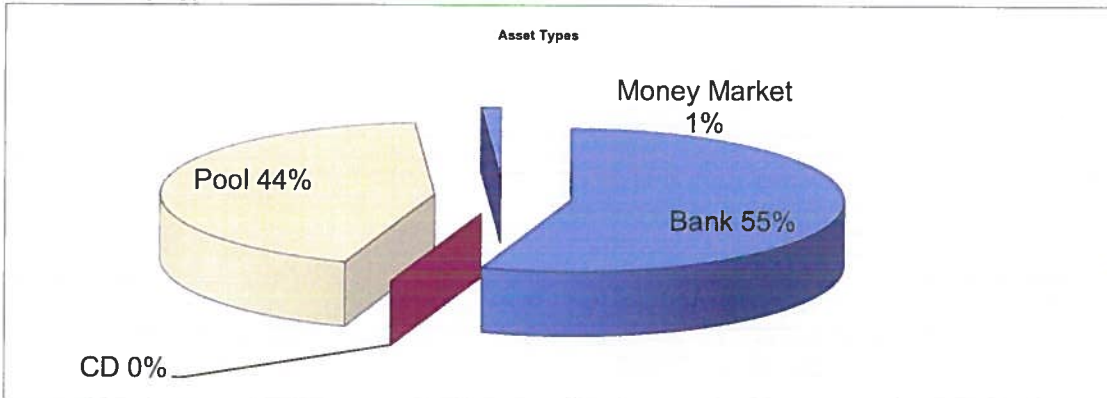


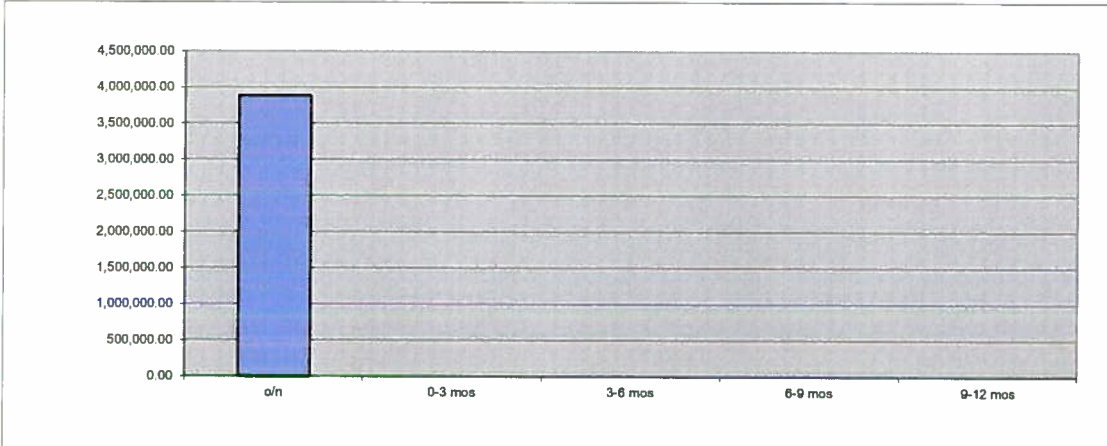
**CITY OF JOHNSON CITY, TEXAS**  
**QUARTERLY INVESTMENT REPORT SUMMARY**  
period ending 6/30/2023

<b>Beginning Book Value</b>	\$ 2,663,322.07
<b>Beginning Market Value</b>	\$ 2,663,322.07
<b>Beginning Weighted Average Maturity</b>	1 days
<b>Beginning Yield</b>	3.6125%
<b>Ending Book Value</b>	\$ 3,879,206.86
<b>Ending Market Value</b>	\$ 3,879,206.86
<b>Ending Weighted Average Maturity</b>	1 days
<b>Ending Yield</b>	3.9675%
<b>Unrealized Gain/(Loss)</b>	\$ -
<b>Change in Market Value</b>	\$ 1,215,884.79
<b>Benchmark Yield (6 Mth. T-Bill)</b>	5.2221%

**Allocation by Type of Investment**



**Allocation by Maturity Date**



**CITY OF JOHNSON CITY, TEXAS  
QUARTERLY INVESTMENT REPORT**

as of  
06/30/23


Purchase Date	Security	Coupon or Avg. Rate	Maturity Date	Yield	Par	Price	Days to Maturity	Beginning Book	Beginning Market	Ending Book	Ending Market	Change in Market	Period Earnings
<b>Bank Checking Accounts</b>													
N/a	LSCB General (Consolidated) Fund	0.0500%	07/01/23	0.0500%	\$ 75,002.77	100.000	1	\$ 75,000.61	\$ 75,000.61	\$ 75,002.77	\$ 75,002.77	\$ 2.16	\$ 8.57
N/a	Intrafi Cash Service General (Consolidated) Fund	3.8167%	07/01/23	3.8167%	\$ 119,539.62	100.000	1	\$ 357,014.76	\$ 357,014.76	\$ 119,539.62	\$ 119,539.62	\$ (237,475.14)	\$ 2,714.57
N/a	LSCB Interest & Sinking Fund	0.0000%	07/01/23	0.0000%	\$ 221,556.23	100.000	1	\$ 241,761.72	\$ 241,761.72	\$ 221,556.23	\$ 221,556.23	\$ (20,205.49)	\$ -
N/a	LSCB Capital Replacement Fund	0.0500%	07/01/23	0.0500%	\$ 75,003.08	100.000	1	\$ 75,053.05	\$ 75,053.05	\$ 75,003.08	\$ 75,003.08	\$ (49.97)	\$ 9.35
N/a	Intrafi Cash Service Capital Replacement Fund	3.7833%	07/01/23	3.7833%	\$ 1,652,113.46	100.000	1	\$ 222,276.36	\$ 222,276.36	\$ 1,652,113.46	\$ 1,652,113.46	\$ 1,429,837.10	\$ 1,871.38
	<b>Subtotal Checking Accounts</b>				<b>\$ 2,143,215.16</b>			<b>\$ 971,106.50</b>	<b>\$ 971,106.50</b>	<b>\$ 2,143,215.16</b>	<b>\$ 2,143,215.16</b>	<b>\$ 1,172,108.66</b>	<b>\$ 4,603.87</b>
<b>Bank Money Market Accounts</b>													
N/a	LSCB Impact Fee Fund	1.3000%	07/01/23	1.3000%	\$ 44,789.35	100.000	1	\$ 22,320.63	\$ 22,320.63	\$ 44,789.35	\$ 44,789.35	\$ 22,468.72	\$ 95.72
	<b>Subtotal Money Market Accounts</b>				<b>\$ 44,789.35</b>			<b>\$ 22,320.63</b>	<b>\$ 22,320.63</b>	<b>\$ 44,789.35</b>	<b>\$ 44,789.35</b>	<b>\$ 22,468.72</b>	<b>\$ 95.72</b>
<b>Certificates of Deposit</b>													
N/a	N/a	0.0000%	07/01/23	0.0000%	\$ -	100.000	1	\$ -	\$ -	\$ -	\$ -	\$ -	\$ -
	<b>Subtotal CDs</b>				<b>\$ -</b>			<b>\$ -</b>	<b>\$ -</b>	<b>\$ -</b>	<b>\$ -</b>	<b>\$ -</b>	<b>\$ -</b>
<b>Pools</b>													
N/a	TexPool Capital Replacement Fund	4.9521%	07/01/23	4.9521%	\$ 559,212.02	100.000	1	\$ 552,363.59	\$ 552,363.59	\$ 559,212.02	\$ 559,212.02	\$ 6,848.43	\$ 6,848.43
N/a	TexPool Prime General (Consolidated) Fund	5.1669%	07/01/23	5.1669%	\$ 1,131,990.33	100.000	1	\$ 1,117,531.35	\$ 1,117,531.35	\$ 1,131,990.33	\$ 1,131,990.33	\$ 14,458.98	\$ 14,458.98
N/a	TexPool Prime Water & Wastewater Utility Fund	5.1669%	07/01/23	5.1669%	\$ -	100.000	1	\$ -	\$ -	\$ -	\$ -	\$ -	\$ -
	<b>Subtotal Pools</b>				<b>\$ 1,691,202.35</b>			<b>\$ 1,669,894.94</b>	<b>\$ 1,669,894.94</b>	<b>\$ 1,691,202.35</b>	<b>\$ 1,691,202.35</b>	<b>\$ 21,307.41</b>	<b>\$ 21,307.41</b>
	<b>TOTALS</b>				<b>\$ 3,879,206.86</b>			<b>\$ 2,663,322.07</b>	<b>\$ 2,663,322.07</b>	<b>\$ 3,879,206.86</b>	<b>\$ 3,879,206.86</b>	<b>\$ 1,215,884.79</b>	<b>\$ 26,007.00</b>
								<b>Average Weighted Maturity</b>				<b>1 days</b>	
								<b>Average Weighted Yield</b>				<b>3.9675%</b>	
								<b>Average Portfolio Benchmark (6 Mth. T-Bill)</b>				<b>5.2221%</b>	

This quarterly report has been prepared in compliance with the Public Funds Investment Act and the City's Investment Policy.

Note: Funds are left in the bank depository to pay for bank fees. Bank fees are charged based upon an Earnings Credit Rate (ECR) equal to the prior month's average 90-day T-bill. The ECR is paid directly to the bank depository. Approx. average April ECR = 0.80%; May ECR = 1.00%; June ECR = 1.00%



7/6/2023  
Investment Officer Rick Schroder Date



7/6/2023  
Investment Officer Whitney Walston Date