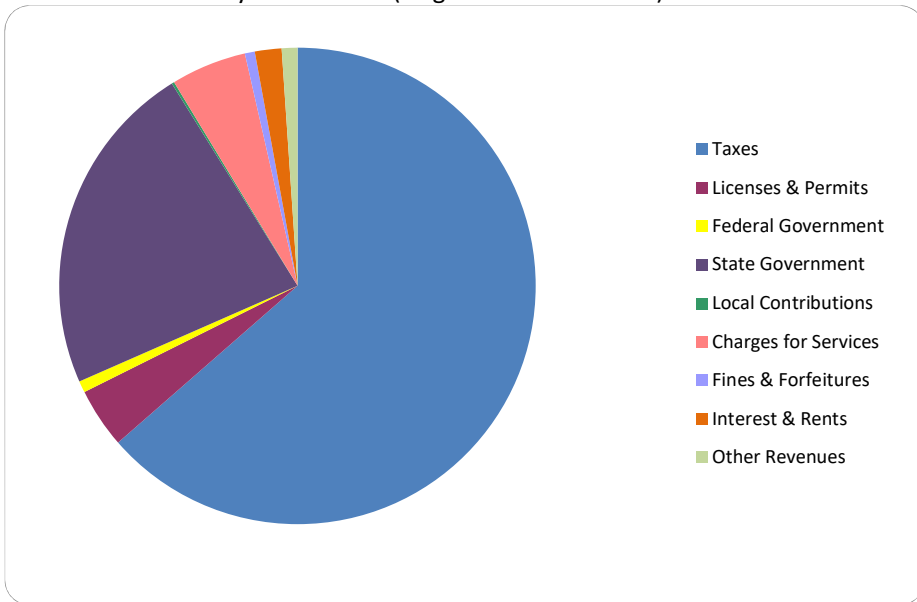


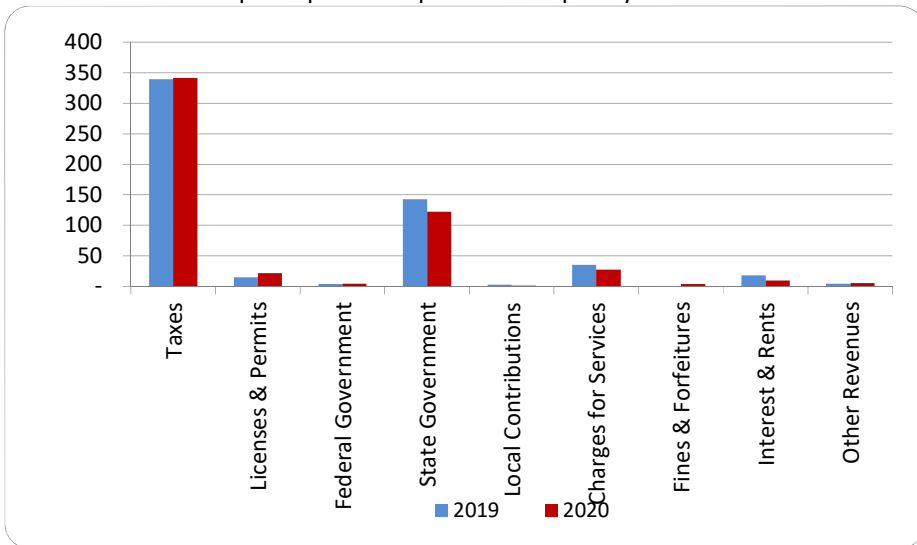
1. Where our money comes from (all governmental funds)



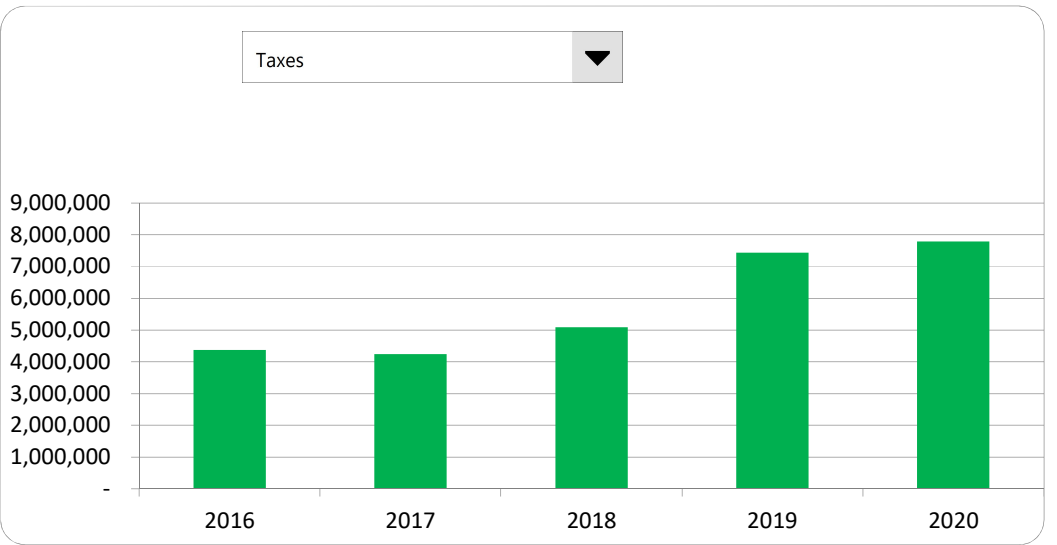
2. Compared to the prior year

	<u>2019</u>	<u>2020</u>	<u>% change</u>
Taxes	\$ 7,442,207	\$ 7,784,036	4.59%
Licenses & Permits	327,187	497,745	52.13%
Federal Government	82,170	95,094	15.73%
State Government	3,128,313	2,782,286	-11.06%
Local Contributions	59,579	21,023	-64.71%
Charges for Services	776,862	628,664	-19.08%
Fines & Forfeitures	9,331	83,464	794.48%
Interest & Rents	384,508	220,339	-42.70%
Other Revenues	98,790	130,779	32.38%
<b>Total Revenues</b>	<b>\$ 12,308,947</b>	<b>\$ 12,243,430</b>	<b>-0.53%</b>

3. Revenue sources per capita - compared to the prior year



4. Historical trends of individual sources



Commentary:

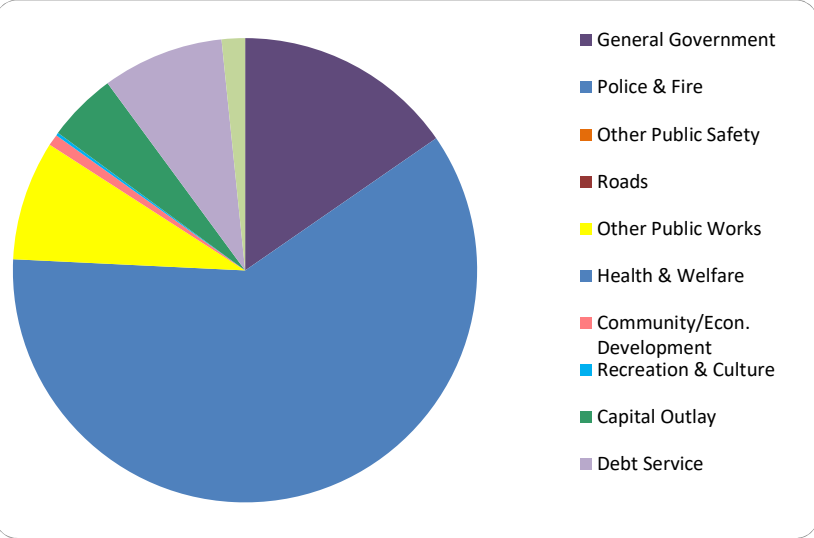
For more information on our unit's finances, contact NANCY DESAI at (269) 381-8080.

**CITIZEN'S GUIDE TO LOCAL UNIT FINANCES - CHARTER TOWNSHIP OF KALAMAZOO (39-1070)**

**EXPENDITURES**

1. Where we spend our money (all governmental funds)

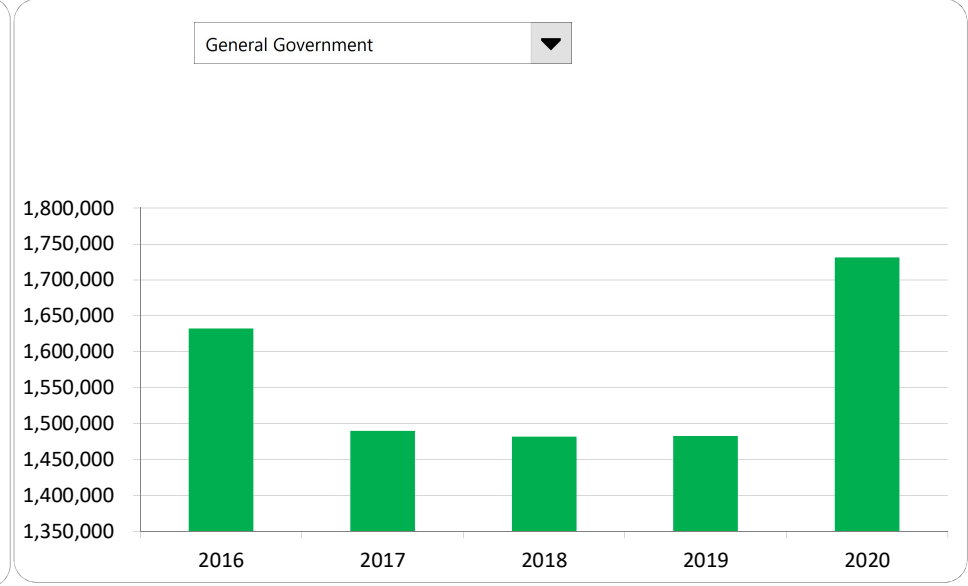
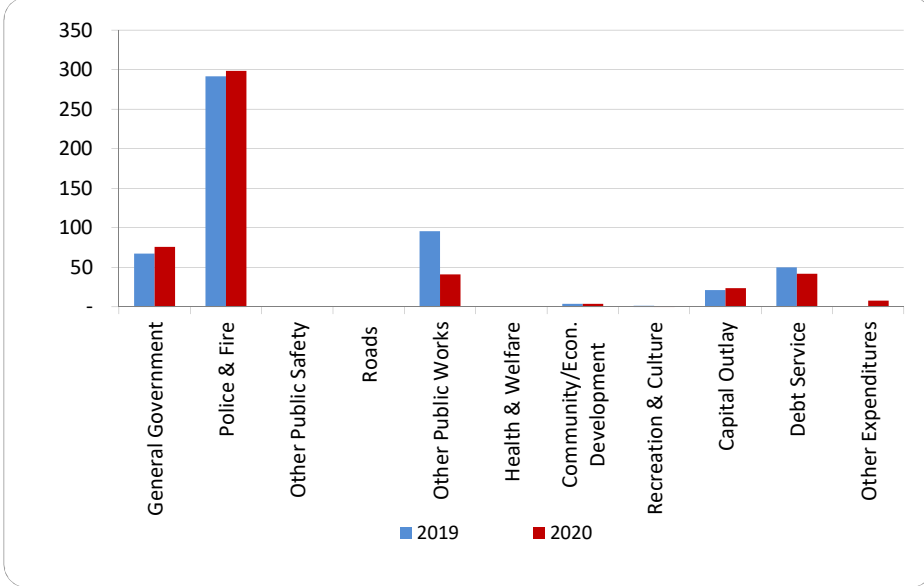
2. Compared to the prior year



	2019	2020	% change
General Government	\$ 1,482,382	\$ 1,731,468	16.80%
Police & Fire	6,393,277	6,797,334	6.32%
Other Public Safety	-	-	N/A
Roads	-	-	N/A
Other Public Works	2,102,944	938,336	-55.38%
Health & Welfare	-	-	N/A
Community/Econ. Development	89,898	88,758	-1.27%
Recreation & Culture	34,615	21,907	-36.71%
Capital Outlay	466,684	544,025	16.57%
Debt Service	1,100,580	952,817	-13.43%
Other Expenditures	-	183,739	N/A
<b>Total Expenditures</b>	<b>\$ 11,670,380</b>	<b>\$ 11,258,384</b>	<b>-3.53%</b>

3. Spending per capita - compared to the prior year

4. Historical trends of individual departments:



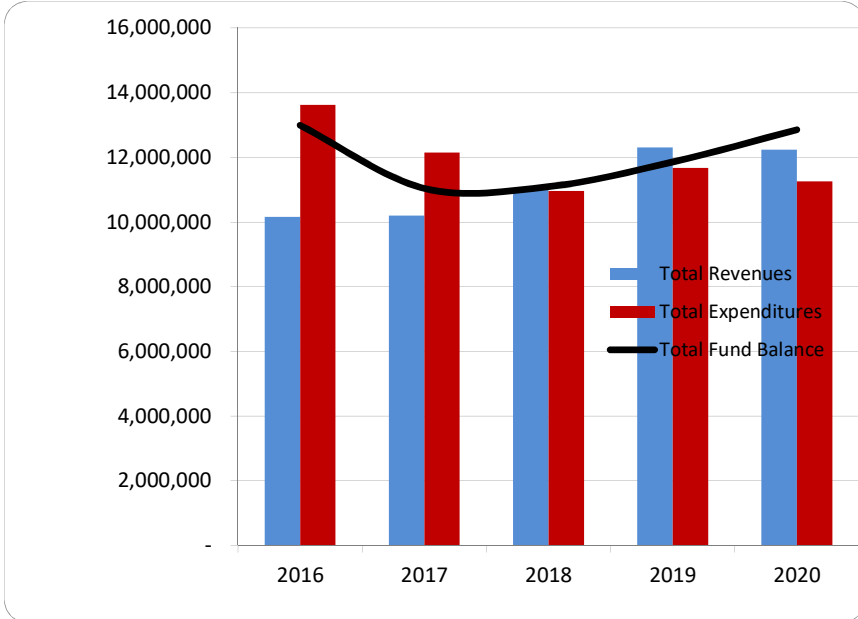
Commentary:

For more information on our unit's finances, contact NANCY DESAI at (269) 381-8080.

**CITIZEN'S GUIDE TO LOCAL UNIT FINANCES - CHARTER TOWNSHIP OF KALAMAZOO (39-1070)**

**FINANCIAL POSITION**

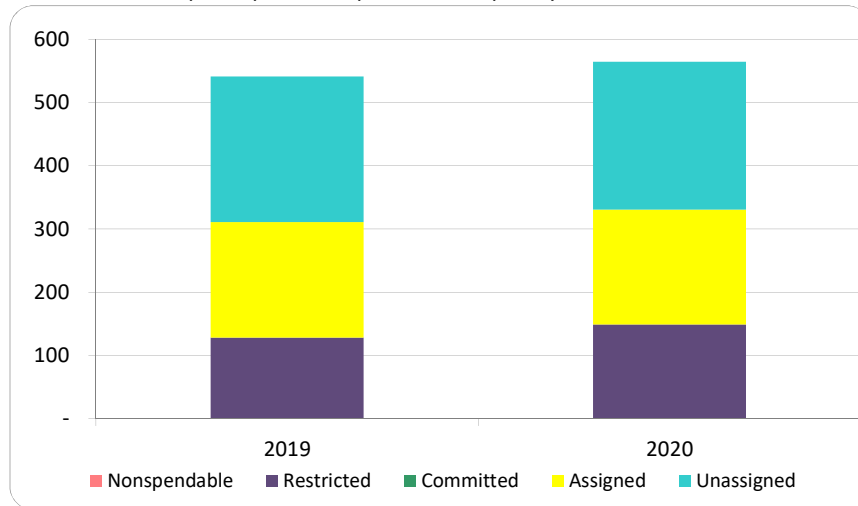
1. How have we managed our governmental fund resources (fund balance)?



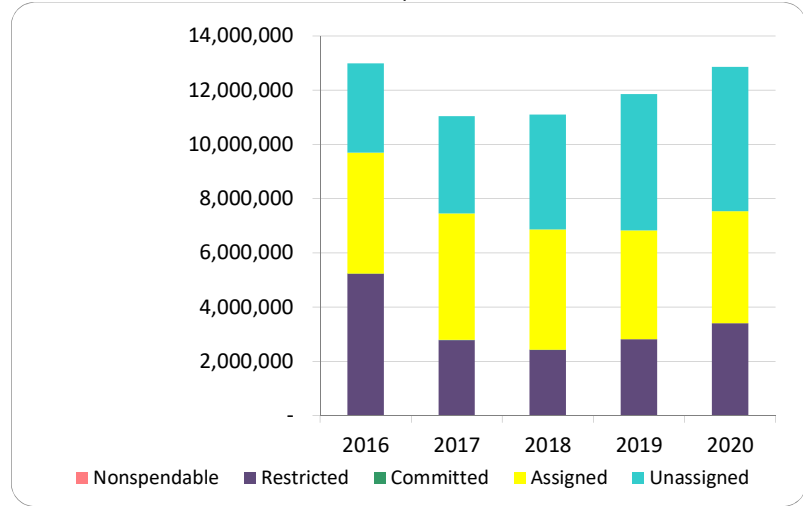
2. Compared to the prior year

	2019	2020	% change
Revenue	12,308,947	12,243,430	-0.53%
Expenditures	11,670,380	11,258,384	-3.53%
Surplus (shortfall)	638,567	985,046	54.26%
Fund balance, by component:			
Nonspendable	4,720	1,925	-59.22%
Restricted	2,815,088	3,397,689	20.70%
Committed	-	-	N/A
Assigned	4,000,500	4,131,473	3.27%
Unassigned	5,036,938	5,324,122	5.70%
total fund balance	11,857,246	12,855,209	8.42%

3. Fund balance per capita - compared to the prior year



4. Historical trends of individual components



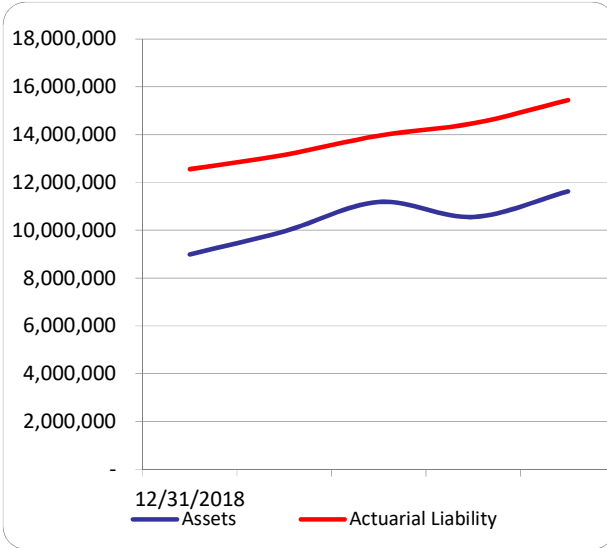
Commentary:

For more information on our unit's finances, contact NANCY DESAI at (269) 381-8080.

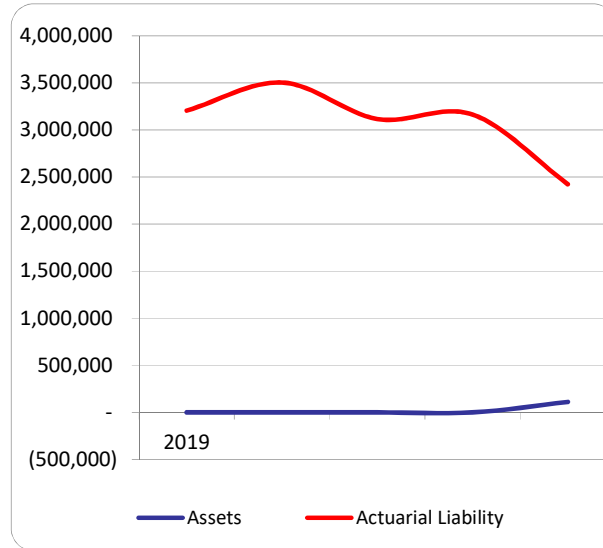
**CITIZEN'S GUIDE TO LOCAL UNIT FINANCES - CHARTER TOWNSHIP OF KALAMAZOO (39-1070)**

**OTHER LONG TERM OBLIGATIONS**

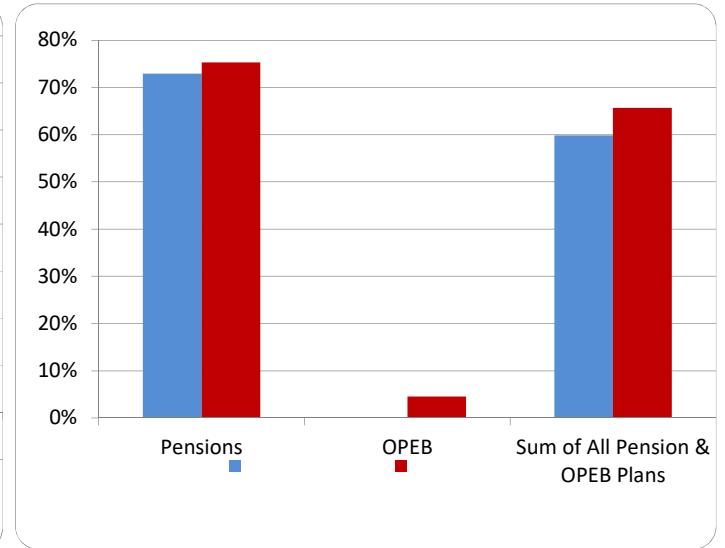
1. Pension funding status



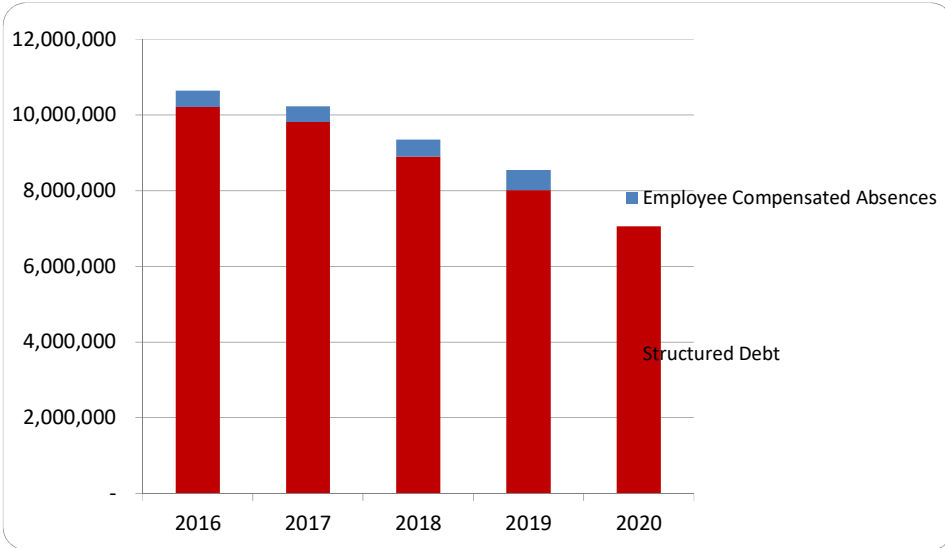
2. Retiree Health care funding status



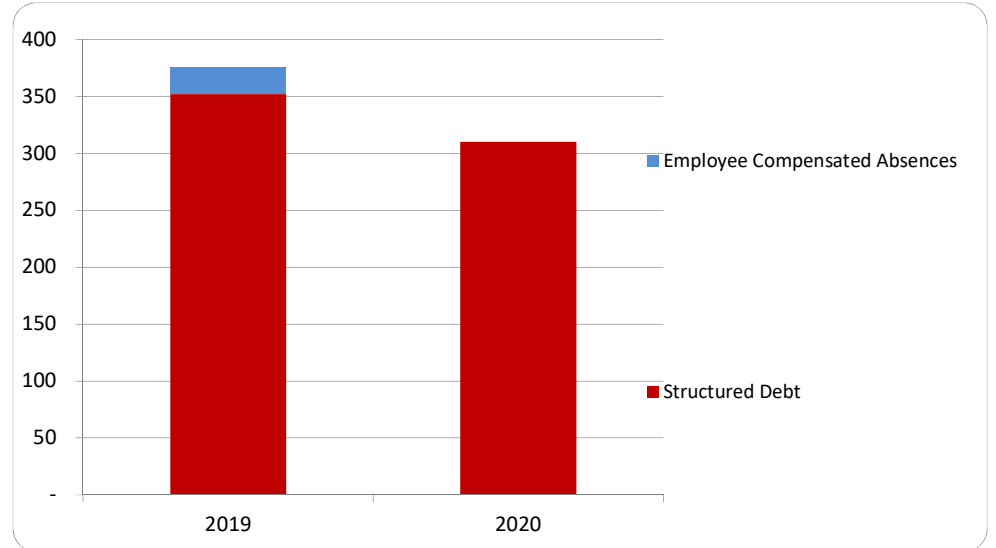
3. Percent funded - compared to the prior year



4. Long Term Debt obligations:



5. Debt & other long term obligations per capita - compared to the prior year



Commentary: