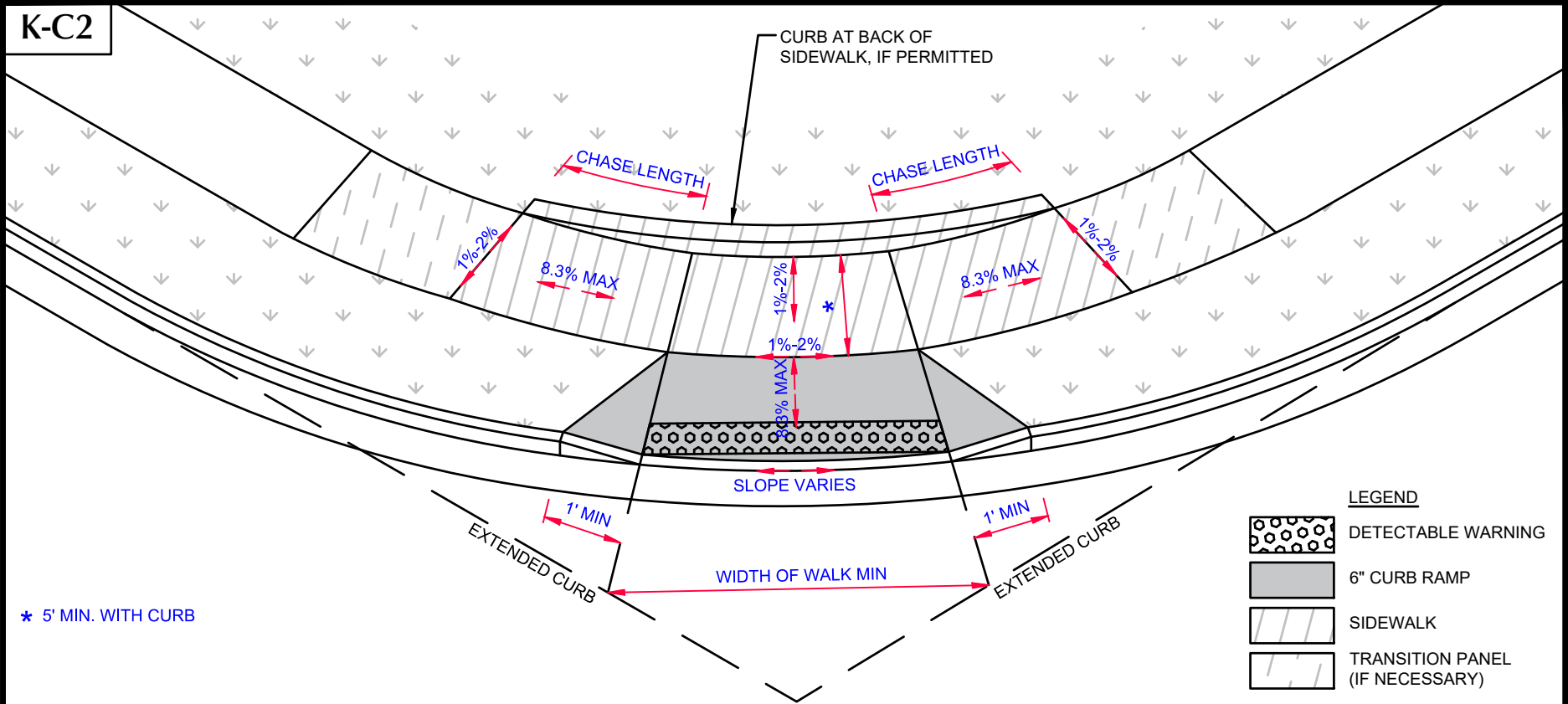


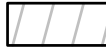



K-C2



* 5' MIN. WITH CURB

LEGEND

-  DETECTABLE WARNING
-  6" CURB RAMP
-  SIDEWALK
-  TRANSITION PANEL (IF NECESSARY)

CITY OF KETTERING - ADA CURB RAMPS

ONSITE MEETINGS WITH CONTRACTOR

GOAL: CONSTRUCT RIGHT - CONSTRUCT ONCE

THE CONTRACTOR IS TO INITIATE COMMUNICATIONS WITH THE KETTERING ENGINEERING DEPARTMENT AT EACH STEP.

STEP 1: SCOPING OF WORK

- a. KETTERING PAINTS PLAN VIEW OF RAMP ON GROUND, IDENTIFIES WIDTH AND ORIENTATION OF DETECTABLE WARNING, AND ESTIMATES SIDEWALK AND CURB TO BE REMOVED.

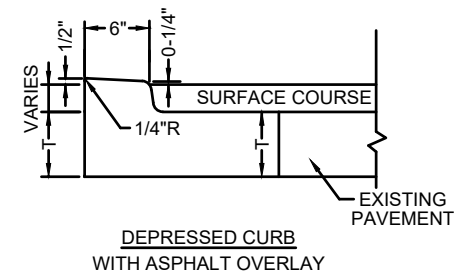
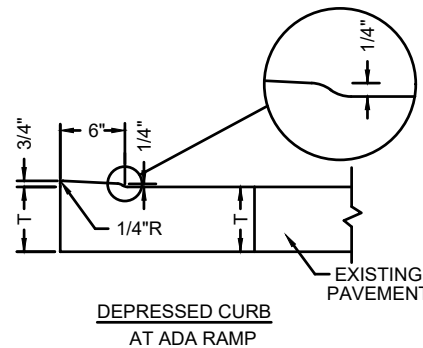
STEP 2: REVIEW OF FORM BOARDS

- a. THE CONTRACTOR IS TO NOTIFY KETTERING IF ADDITIONAL SIDEWALK AND/OR CURB WILL NEED TO BE REMOVED BEYOND THE MARKED LIMITS. THE CONTRACTOR WILL REMOVE SIDEWALK AND/OR CURB AT KETTERING'S DIRECTION.
- b. KETTERING REVIEWS FORM BOARDS FOR LOCATION, BREAKS, SLOPES, JOINTING, ETC.
- c. RAMPS ARE NOT APPROVED AT THIS STEP.

STEP 3: INSPECTION OF FINISHED CONCRETE

- a. INSPECTION TO OCCUR LESS THAN TWO WORKING DAYS AFTER POUR.
- b. KETTERING INSPECTS FINISHED CURB RAMP FOR FINISH, WORKMANSHIP, SLOPES, ETC.
- c. KETTERING APPROVES WORK OR REQUIRES RECONSTRUCTION.

[HTTPS://WWW.KETTERINGOH.ORG/CONSTRUCTION-DRAWINGS-AND-SPECIFICATIONS/](https://www.ketteringoh.org/construction-drawings-and-specifications/)



ADA RAMP GUIDANCE FORM

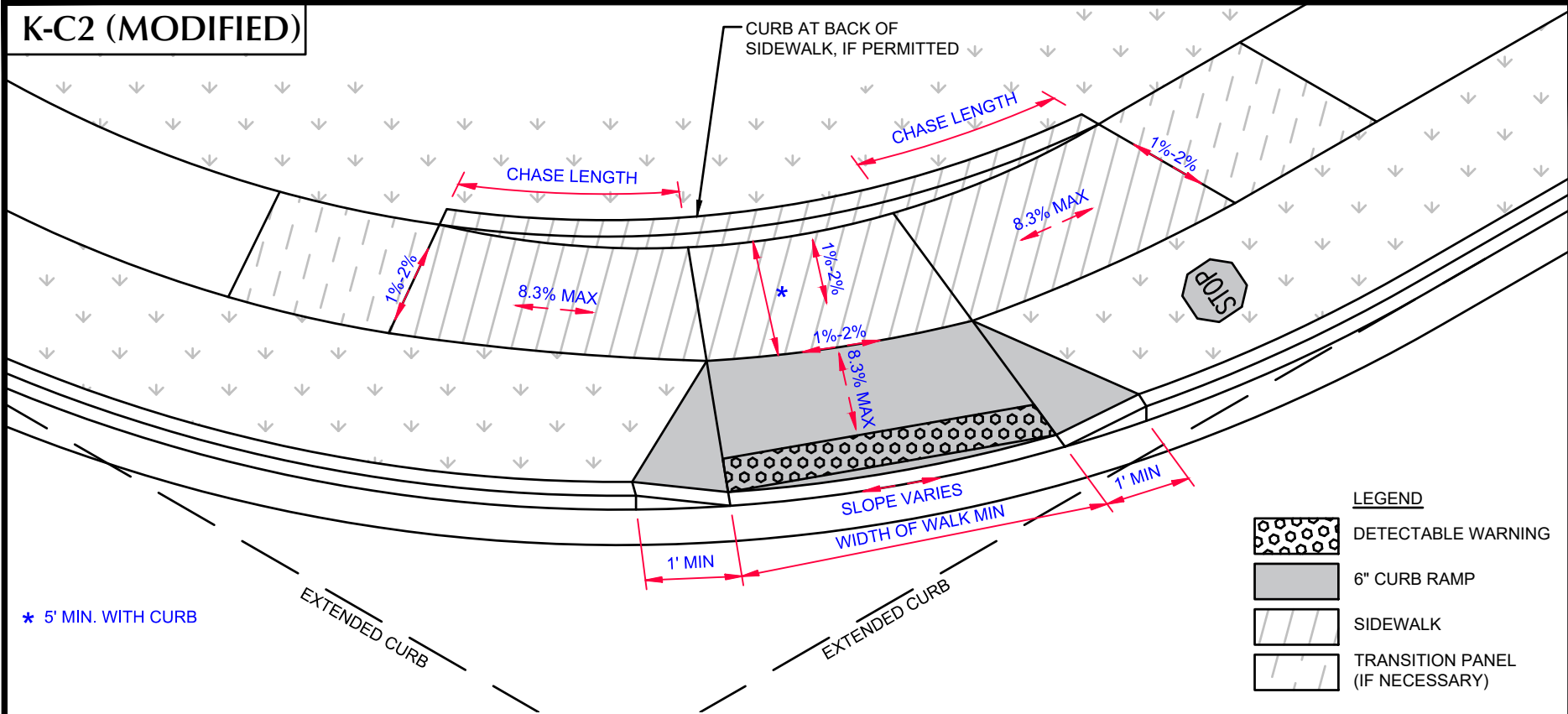


PROJECT NAME & #:

RAMP: EXISTING, REPLACED, OR NEW

NOTES:

K-C2 (MODIFIED)



LEGEND

	DETECTABLE WARNING
	6" CURB RAMP
	SIDEWALK
	TRANSITION PANEL (IF NECESSARY)

CITY OF KETTERING - ADA CURB RAMPS

ONSITE MEETINGS WITH CONTRACTOR

GOAL: CONSTRUCT RIGHT - CONSTRUCT ONCE

THE CONTRACTOR IS TO INITIATE COMMUNICATIONS WITH THE KETTERING ENGINEERING DEPARTMENT AT EACH STEP.

STEP 1: SCOPING OF WORK

- a. KETTERING PAINTS PLAN VIEW OF RAMP ON GROUND, IDENTIFIES WIDTH AND ORIENTATION OF DETECTABLE WARNING, AND ESTIMATES SIDEWALK AND CURB TO BE REMOVED.

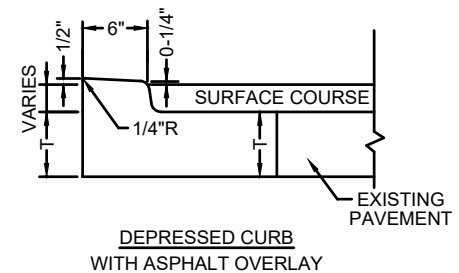
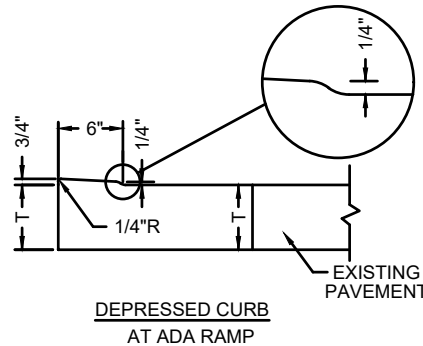
STEP 2: REVIEW OF FORM BOARDS

- a. THE CONTRACTOR IS TO NOTIFY KETTERING IF ADDITIONAL SIDEWALK AND/OR CURB WILL NEED TO BE REMOVED BEYOND THE MARKED LIMITS. THE CONTRACTOR WILL REMOVE SIDEWALK AND/OR CURB AT KETTERING'S DIRECTION.
- b. KETTERING REVIEWS FORM BOARDS FOR LOCATION, BREAKS, SLOPES, JOINTING, ETC.
- c. RAMPS ARE NOT APPROVED AT THIS STEP.

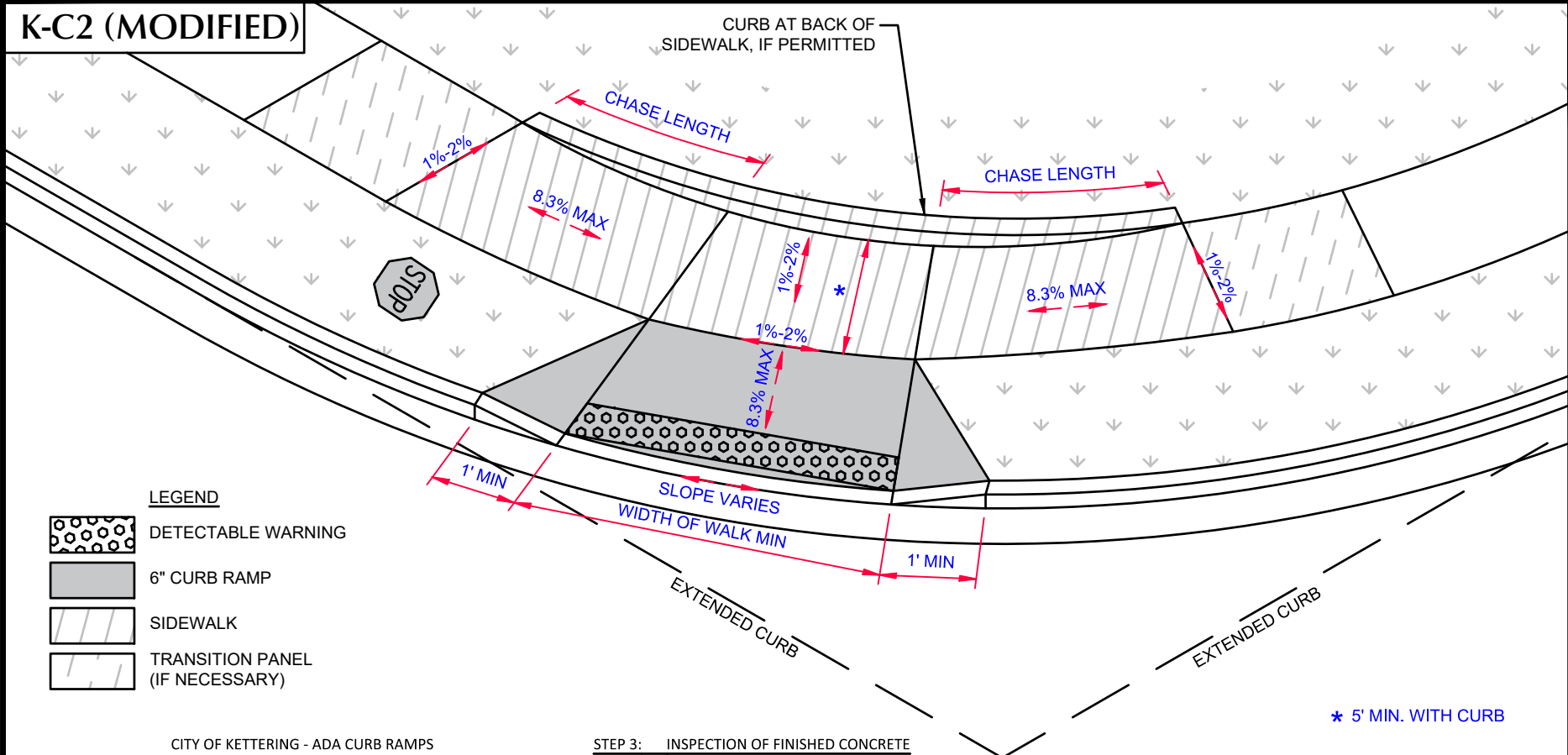
STEP 3: INSPECTION OF FINISHED CONCRETE

- a. INSPECTION TO OCCUR LESS THAN TWO WORKING DAYS AFTER POUR.
- b. KETTERING INSPECTS FINISHED CURB RAMP FOR FINISH, WORKMANSHIP, SLOPES, ETC.
- c. KETTERING APPROVES WORK OR REQUIRES RECONSTRUCTION.

[HTTPS://WWW.KETTERINGOH.ORG/CONSTRUCTION-DRAWINGS-AND-SPECIFICATIONS/](https://www.ketteringoh.org/construction-drawings-and-specifications/)



K-C2 (MODIFIED)



- LEGEND**
- DETECTABLE WARNING
 - 6" CURB RAMP
 - SIDEWALK
 - TRANSITION PANEL (IF NECESSARY)

CITY OF KETTERING - ADA CURB RAMPS

ONSITE MEETINGS WITH CONTRACTOR

GOAL: CONSTRUCT RIGHT - CONSTRUCT ONCE

THE CONTRACTOR IS TO INITIATE COMMUNICATIONS WITH THE KETTERING ENGINEERING DEPARTMENT AT EACH STEP.

STEP 1: SCOPING OF WORK

- a. KETTERING PAINTS PLAN VIEW OF RAMP ON GROUND, IDENTIFIES WIDTH AND ORIENTATION OF DETECTABLE WARNING, AND ESTIMATES SIDEWALK AND CURB TO BE REMOVED.

STEP 2: REVIEW OF FORM BOARDS

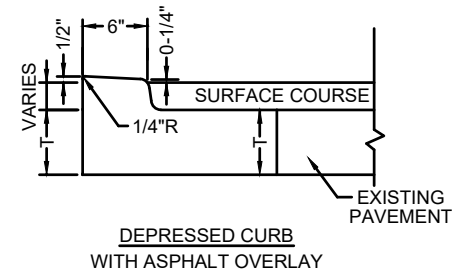
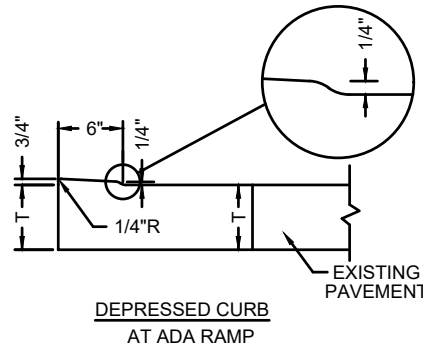
- a. THE CONTRACTOR IS TO NOTIFY KETTERING IF ADDITIONAL SIDEWALK AND/OR CURB WILL NEED TO BE REMOVED BEYOND THE MARKED LIMITS. THE CONTRACTOR WILL REMOVE SIDEWALK AND/OR CURB AT KETTERING'S DIRECTION.
- b. KETTERING REVIEWS FORM BOARDS FOR LOCATION, BREAKS, SLOPES, JOINTING, ETC.
- c. RAMPS ARE NOT APPROVED AT THIS STEP.

STEP 3: INSPECTION OF FINISHED CONCRETE

- a. INSPECTION TO OCCUR LESS THAN TWO WORKING DAYS AFTER POUR.
- b. KETTERING INSPECTS FINISHED CURB RAMP FOR FINISH, WORKMANSHIP, SLOPES, ETC.
- c. KETTERING APPROVES WORK OR REQUIRES RECONSTRUCTION.

[HTTPS://WWW.KETTERINGOH.ORG/CONSTRUCTION-DRAWINGS-AND-SPECIFICATIONS/](https://www.ketteringoh.org/construction-drawings-and-specifications/)

* 5' MIN. WITH CURB



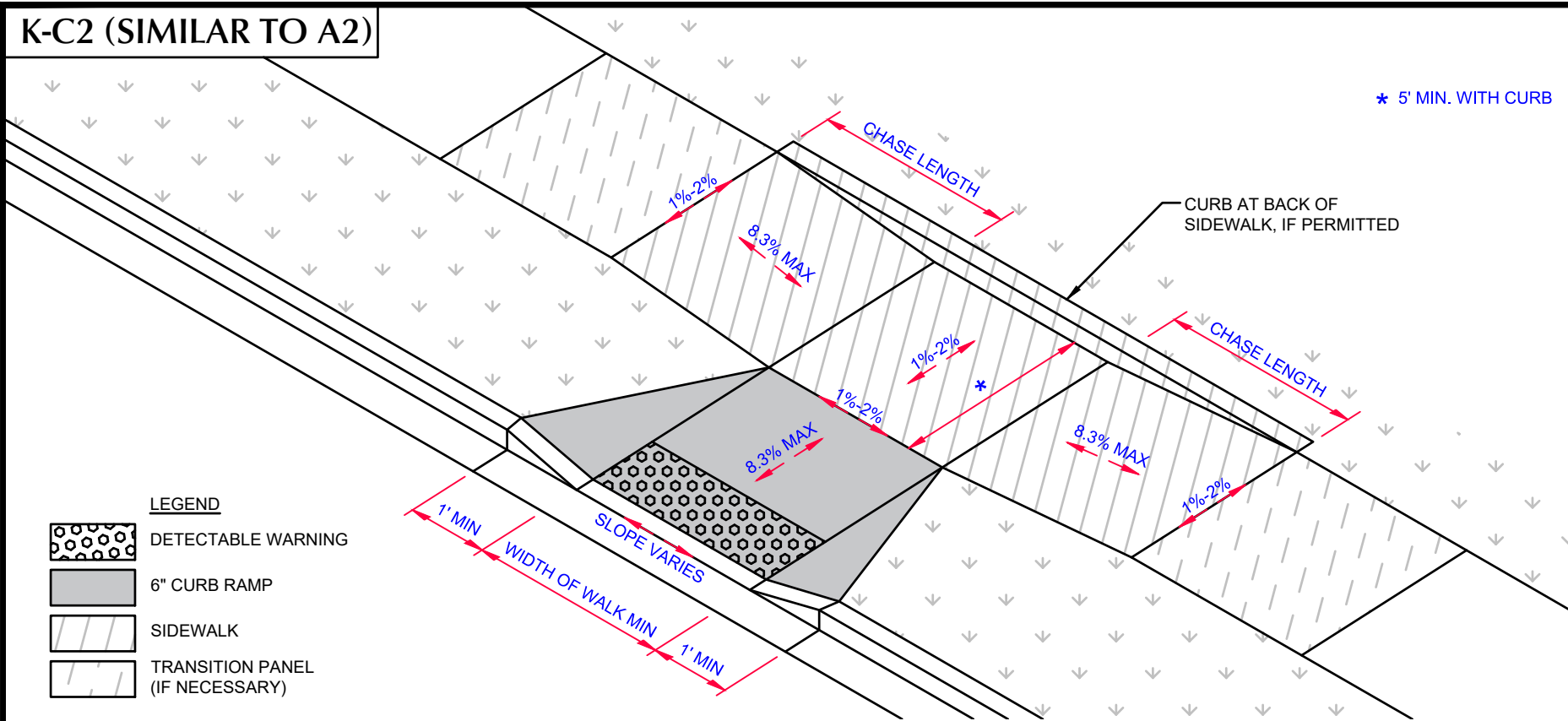
PROJECT NAME & #:

RAMP: EXISTING, REPLACED, OR NEW





NOTES:

K-C2 (SIMILAR TO A2)

* 5' MIN. WITH CURB



LEGEND

-  DETECTABLE WARNING
-  6" CURB RAMP
-  SIDEWALK
-  TRANSITION PANEL (IF NECESSARY)

CITY OF KETTERING - ADA CURB RAMPS

ONSITE MEETINGS WITH CONTRACTOR

GOAL: CONSTRUCT RIGHT - CONSTRUCT ONCE

THE CONTRACTOR IS TO INITIATE COMMUNICATIONS WITH THE KETTERING ENGINEERING DEPARTMENT AT EACH STEP.

STEP 1: SCOPING OF WORK

- a. KETTERING PAINTS PLAN VIEW OF RAMP ON GROUND, IDENTIFIES WIDTH AND ORIENTATION OF DETECTABLE WARNING, AND ESTIMATES SIDEWALK AND CURB TO BE REMOVED.

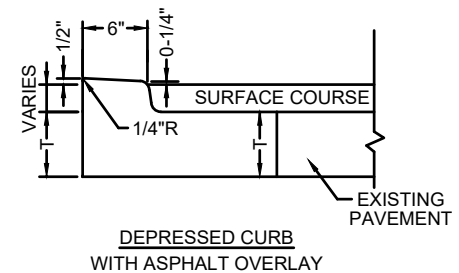
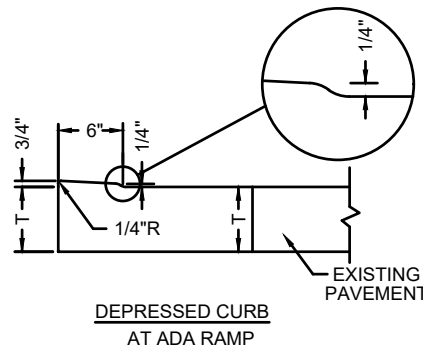
STEP 2: REVIEW OF FORM BOARDS

- a. THE CONTRACTOR IS TO NOTIFY KETTERING IF ADDITIONAL SIDEWALK AND/OR CURB WILL NEED TO BE REMOVED BEYOND THE MARKED LIMITS. THE CONTRACTOR WILL REMOVE SIDEWALK AND/OR CURB AT KETTERING'S DIRECTION.
- b. KETTERING REVIEWS FORM BOARDS FOR LOCATION, BREAKS, SLOPES, JOINTING, ETC.
- c. RAMPS ARE NOT APPROVED AT THIS STEP.

STEP 3: INSPECTION OF FINISHED CONCRETE

- a. INSPECTION TO OCCUR LESS THAN TWO WORKING DAYS AFTER POUR.
- b. KETTERING INSPECTS FINISHED CURB RAMP FOR FINISH, WORKMANSHIP, SLOPES, ETC.
- c. KETTERING APPROVES WORK OR REQUIRES RECONSTRUCTION.

[HTTPS://WWW.KETTERINGOH.ORG/CONSTRUCTION-DRAWINGS-AND-SPECIFICATIONS/](https://www.ketteringoh.org/construction-drawings-and-specifications/)



ADA RAMP GUIDANCE FORM

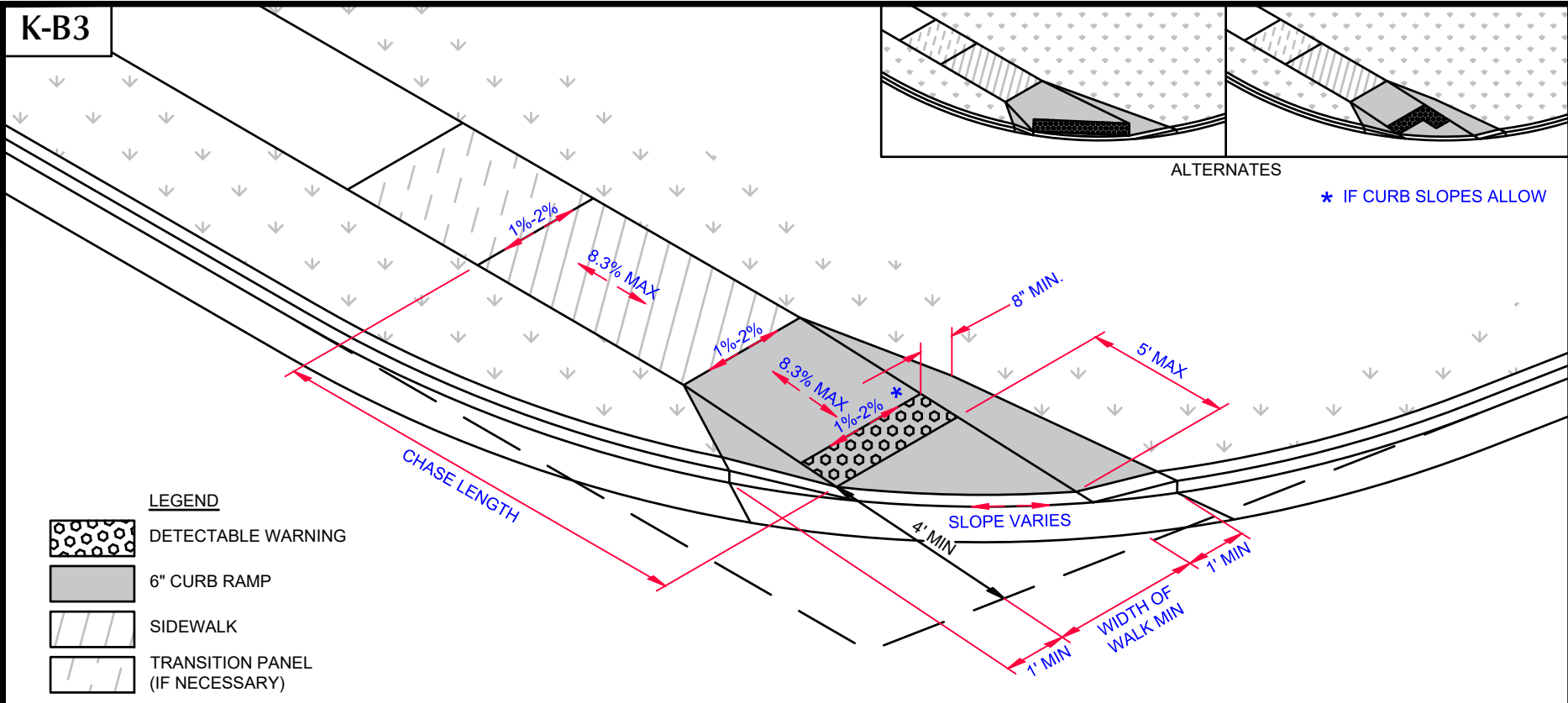


PROJECT NAME & #:





RAMP: EXISTING, REPLACED, OR NEW

NOTES:

K-B3



LEGEND

-  DETECTABLE WARNING
-  6" CURB RAMP
-  SIDEWALK
-  TRANSITION PANEL (IF NECESSARY)

CITY OF KETTERING - ADA CURB RAMPS

ONSITE MEETINGS WITH CONTRACTOR

GOAL: CONSTRUCT RIGHT - CONSTRUCT ONCE

THE CONTRACTOR IS TO INITIATE COMMUNICATIONS WITH THE KETTERING ENGINEERING DEPARTMENT AT EACH STEP.

STEP 1: SCOPING OF WORK

- a. KETTERING PAINTS PLAN VIEW OF RAMP ON GROUND, IDENTIFIES WIDTH AND ORIENTATION OF DETECTABLE WARNING, AND ESTIMATES SIDEWALK AND CURB TO BE REMOVED.

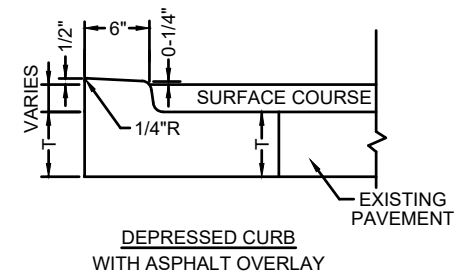
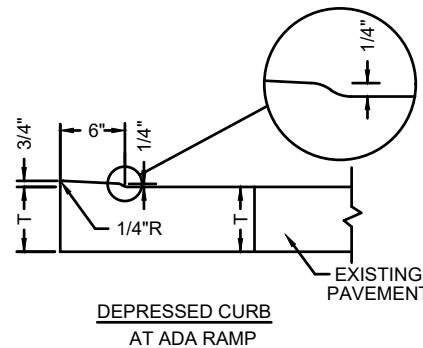
STEP 2: REVIEW OF FORM BOARDS

- a. THE CONTRACTOR IS TO NOTIFY KETTERING IF ADDITIONAL SIDEWALK AND/OR CURB WILL NEED TO BE REMOVED BEYOND THE MARKED LIMITS. THE CONTRACTOR WILL REMOVE SIDEWALK AND/OR CURB AT KETTERING'S DIRECTION.
- b. KETTERING REVIEWS FORM BOARDS FOR LOCATION, BREAKS, SLOPES, JOINTING, ETC.
- c. RAMPS ARE NOT APPROVED AT THIS STEP.

STEP 3: INSPECTION OF FINISHED CONCRETE

- a. INSPECTION TO OCCUR LESS THAN TWO WORKING DAYS AFTER POUR.
- b. KETTERING INSPECTS FINISHED CURB RAMP FOR FINISH, WORKMANSHIP, SLOPES, ETC.
- c. KETTERING APPROVES WORK OR REQUIRES RECONSTRUCTION.

[HTTPS://WWW.KETTERINGOH.ORG/CONSTRUCTION-DRAWINGS-AND-SPECIFICATIONS/](https://www.ketteringoh.org/construction-drawings-and-specifications/)



ADA RAMP GUIDANCE FORM

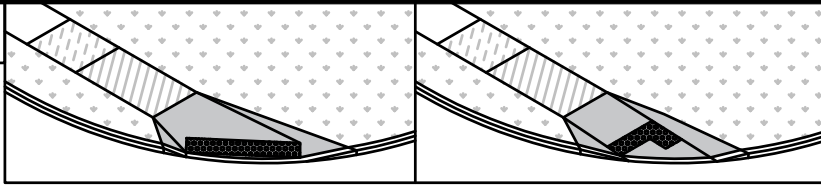


PROJECT NAME & #:

RAMP: EXISTING, REPLACED, OR NEW

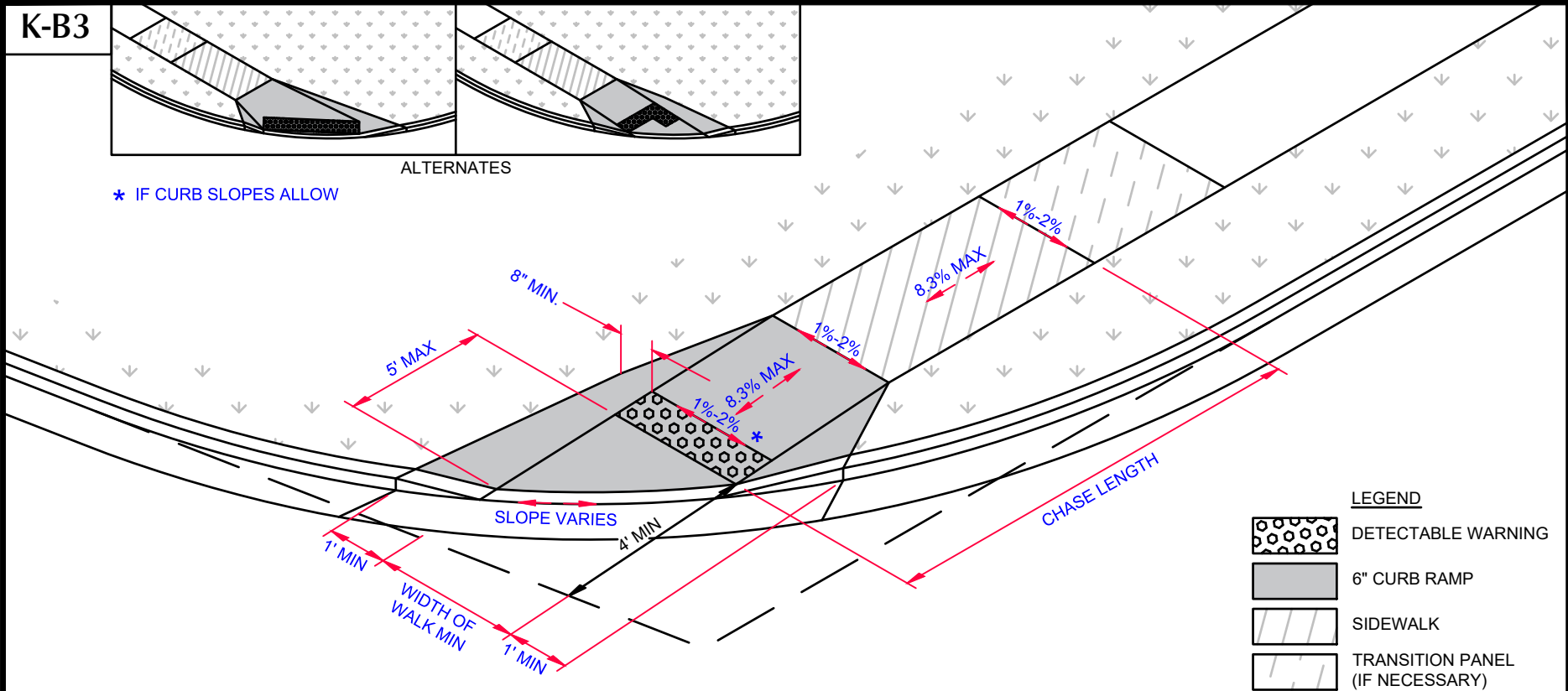
NOTES:

K-B3




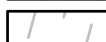


ALTERNATES

* IF CURB SLOPES ALLOW



LEGEND

-  DETECTABLE WARNING
-  6" CURB RAMP
-  SIDEWALK
-  TRANSITION PANEL (IF NECESSARY)

CITY OF KETTERING - ADA CURB RAMPS

ONSITE MEETINGS WITH CONTRACTOR

GOAL: CONSTRUCT RIGHT - CONSTRUCT ONCE

THE CONTRACTOR IS TO INITIATE COMMUNICATIONS WITH THE KETTERING ENGINEERING DEPARTMENT AT EACH STEP.

STEP 1: SCOPING OF WORK

- a. KETTERING PAINTS PLAN VIEW OF RAMP ON GROUND, IDENTIFIES WIDTH AND ORIENTATION OF DETECTABLE WARNING, AND ESTIMATES SIDEWALK AND CURB TO BE REMOVED.

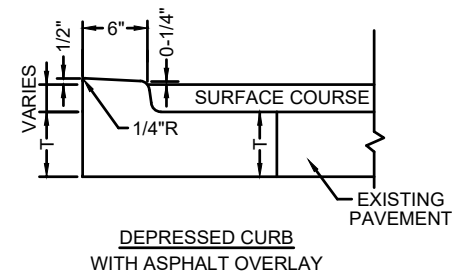
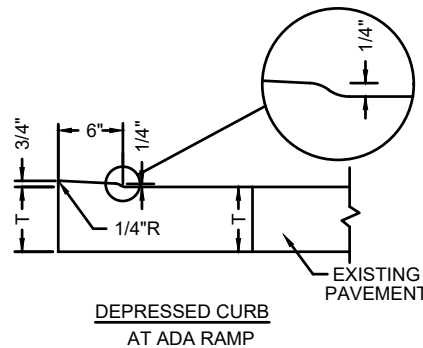
STEP 2: REVIEW OF FORM BOARDS

- a. THE CONTRACTOR IS TO NOTIFY KETTERING IF ADDITIONAL SIDEWALK AND/OR CURB WILL NEED TO BE REMOVED BEYOND THE MARKED LIMITS. THE CONTRACTOR WILL REMOVE SIDEWALK AND/OR CURB AT KETTERING'S DIRECTION.
- b. KETTERING REVIEWS FORM BOARDS FOR LOCATION, BREAKS, SLOPES, JOINTING, ETC.
- c. RAMPS ARE NOT APPROVED AT THIS STEP.

STEP 3: INSPECTION OF FINISHED CONCRETE

- a. INSPECTION TO OCCUR LESS THAN TWO WORKING DAYS AFTER POUR.
- b. KETTERING INSPECTS FINISHED CURB RAMP FOR FINISH, WORKMANSHIP, SLOPES, ETC.
- c. KETTERING APPROVES WORK OR REQUIRES RECONSTRUCTION.

[HTTPS://WWW.KETTERINGOH.ORG/CONSTRUCTION-DRAWINGS-AND-SPECIFICATIONS/](https://www.ketteringoh.org/construction-drawings-and-specifications/)



ADA RAMP GUIDANCE FORM

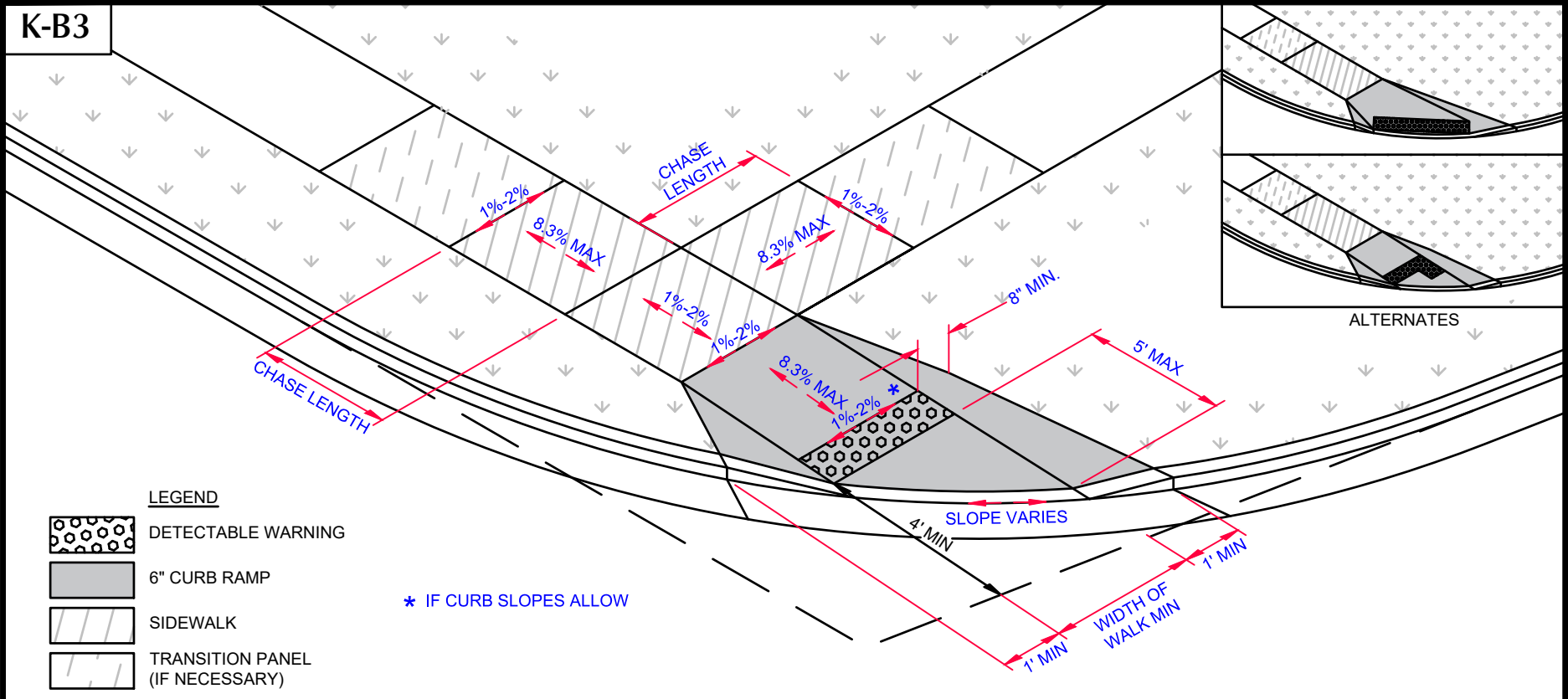


PROJECT NAME & #:





RAMP: EXISTING, REPLACED, OR NEW

NOTES:

K-B3



LEGEND

-  DETECTABLE WARNING
-  6" CURB RAMP
-  SIDEWALK
-  TRANSITION PANEL (IF NECESSARY)

* IF CURB SLOPES ALLOW

CITY OF KETTERING - ADA CURB RAMPS

ONSITE MEETINGS WITH CONTRACTOR

GOAL: CONSTRUCT RIGHT - CONSTRUCT ONCE

THE CONTRACTOR IS TO INITIATE COMMUNICATIONS WITH THE KETTERING ENGINEERING DEPARTMENT AT EACH STEP.

STEP 1: SCOPING OF WORK

- a. KETTERING PAINTS PLAN VIEW OF RAMP ON GROUND, IDENTIFIES WIDTH AND ORIENTATION OF DETECTABLE WARNING, AND ESTIMATES SIDEWALK AND CURB TO BE REMOVED.

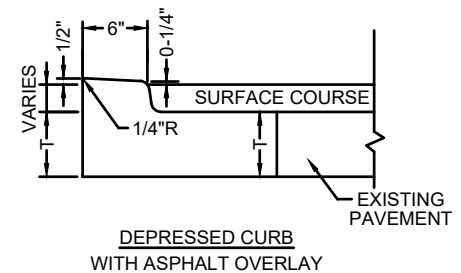
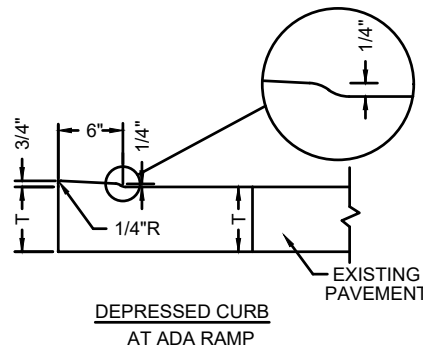
STEP 2: REVIEW OF FORM BOARDS

- a. THE CONTRACTOR IS TO NOTIFY KETTERING IF ADDITIONAL SIDEWALK AND/OR CURB WILL NEED TO BE REMOVED BEYOND THE MARKED LIMITS. THE CONTRACTOR WILL REMOVE SIDEWALK AND/OR CURB AT KETTERING'S DIRECTION.
- b. KETTERING REVIEWS FORM BOARDS FOR LOCATION, BREAKS, SLOPES, JOINTING, ETC.
- c. RAMPS ARE NOT APPROVED AT THIS STEP.

STEP 3: INSPECTION OF FINISHED CONCRETE

- a. INSPECTION TO OCCUR LESS THAN TWO WORKING DAYS AFTER POUR.
- b. KETTERING INSPECTS FINISHED CURB RAMP FOR FINISH, WORKMANSHIP, SLOPES, ETC.
- c. KETTERING APPROVES WORK OR REQUIRES RECONSTRUCTION.

[HTTPS://WWW.KETTERINGOH.ORG/CONSTRUCTION-DRAWINGS-AND-SPECIFICATIONS/](https://www.ketteringoh.org/construction-drawings-and-specifications/)



ADA RAMP GUIDANCE FORM

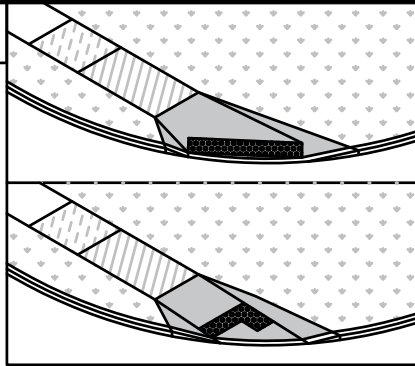


PROJECT NAME & #:

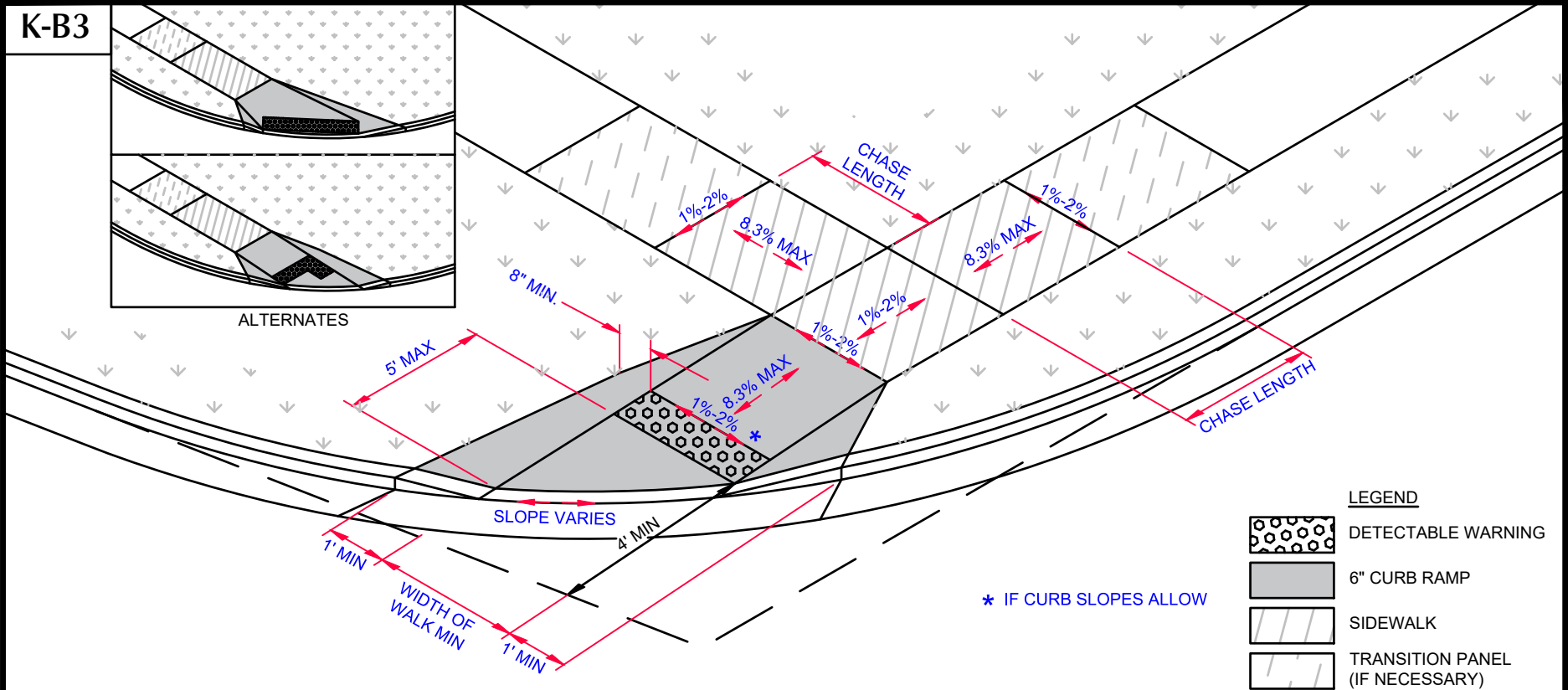
RAMP: EXISTING, REPLACED, OR NEW

NOTES:

K-B3



ALTERNATES



LEGEND

- DETECTABLE WARNING
- 6" CURB RAMP
- SIDEWALK
- TRANSITION PANEL (IF NECESSARY)

* IF CURB SLOPES ALLOW

CITY OF KETTERING - ADA CURB RAMPS

ONSITE MEETINGS WITH CONTRACTOR

GOAL: CONSTRUCT RIGHT - CONSTRUCT ONCE

THE CONTRACTOR IS TO INITIATE COMMUNICATIONS WITH THE KETTERING ENGINEERING DEPARTMENT AT EACH STEP.

STEP 1: SCOPING OF WORK

- a. KETTERING PAINTS PLAN VIEW OF RAMP ON GROUND, IDENTIFIES WIDTH AND ORIENTATION OF DETECTABLE WARNING, AND ESTIMATES SIDEWALK AND CURB TO BE REMOVED.

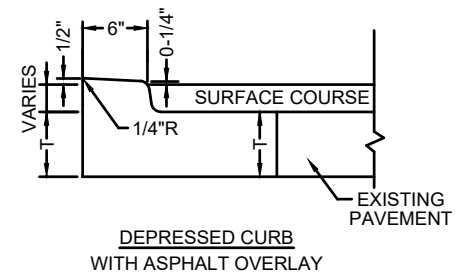
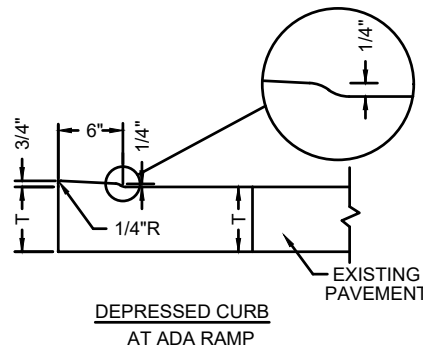
STEP 2: REVIEW OF FORM BOARDS

- a. THE CONTRACTOR IS TO NOTIFY KETTERING IF ADDITIONAL SIDEWALK AND/OR CURB WILL NEED TO BE REMOVED BEYOND THE MARKED LIMITS. THE CONTRACTOR WILL REMOVE SIDEWALK AND/OR CURB AT KETTERING'S DIRECTION.
- b. KETTERING REVIEWS FORM BOARDS FOR LOCATION, BREAKS, SLOPES, JOINTING, ETC.
- c. RAMPS ARE NOT APPROVED AT THIS STEP.

STEP 3: INSPECTION OF FINISHED CONCRETE

- a. INSPECTION TO OCCUR LESS THAN TWO WORKING DAYS AFTER POUR.
- b. KETTERING INSPECTS FINISHED CURB RAMP FOR FINISH, WORKMANSHIP, SLOPES, ETC.
- c. KETTERING APPROVES WORK OR REQUIRES RECONSTRUCTION.

[HTTPS://WWW.KETTERINGOH.ORG/CONSTRUCTION-DRAWINGS-AND-SPECIFICATIONS/](https://www.ketteringoh.org/construction-drawings-and-specifications/)

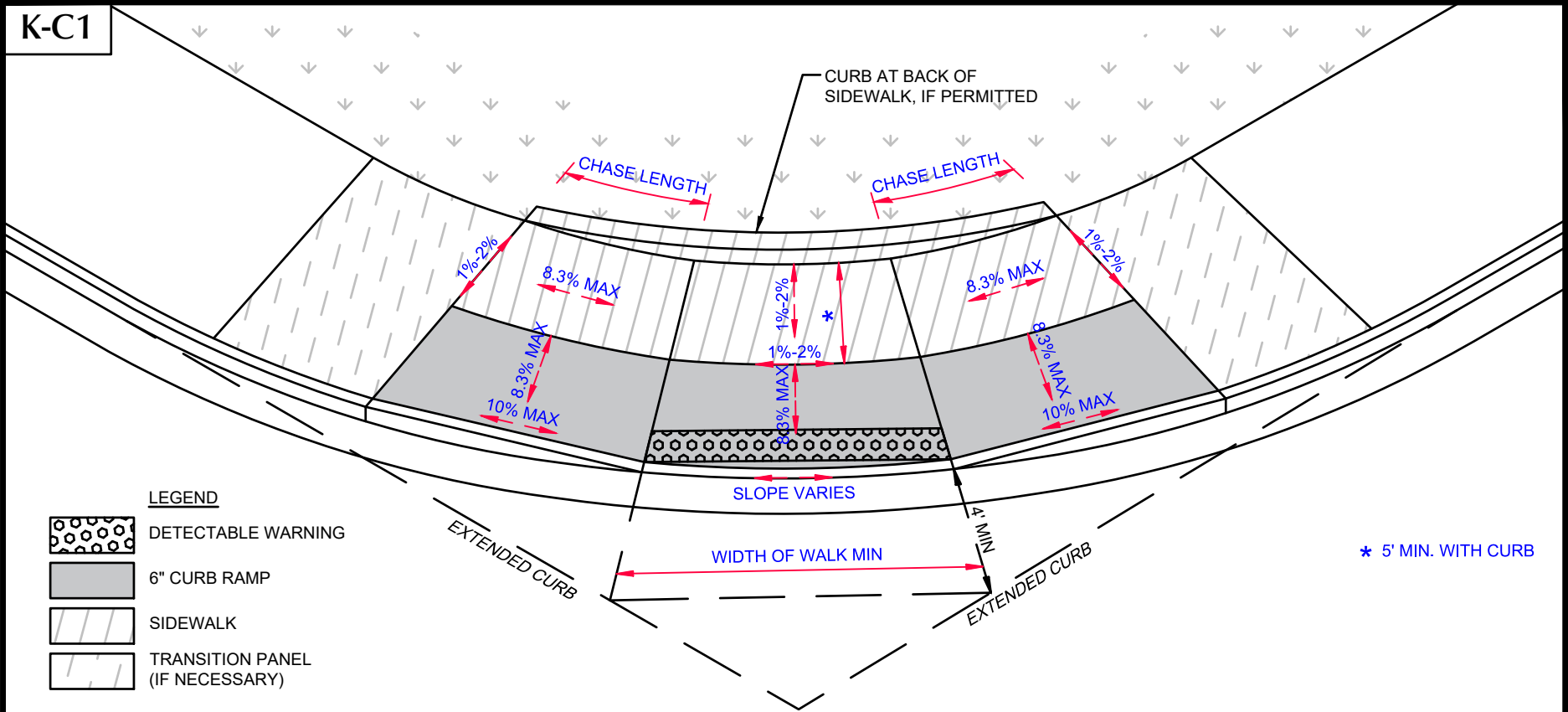


PROJECT NAME & #:





RAMP: EXISTING, REPLACED, OR NEW

NOTES:

K-C1



LEGEND

-  DETECTABLE WARNING
-  6" CURB RAMP
-  SIDEWALK
-  TRANSITION PANEL (IF NECESSARY)

CITY OF KETTERING - ADA CURB RAMPS

ONSITE MEETINGS WITH CONTRACTOR

GOAL: CONSTRUCT RIGHT - CONSTRUCT ONCE

THE CONTRACTOR IS TO INITIATE COMMUNICATIONS WITH THE KETTERING ENGINEERING DEPARTMENT AT EACH STEP.

STEP 1: SCOPING OF WORK

- a. KETTERING PAINTS PLAN VIEW OF RAMP ON GROUND, IDENTIFIES WIDTH AND ORIENTATION OF DETECTABLE WARNING, AND ESTIMATES SIDEWALK AND CURB TO BE REMOVED.

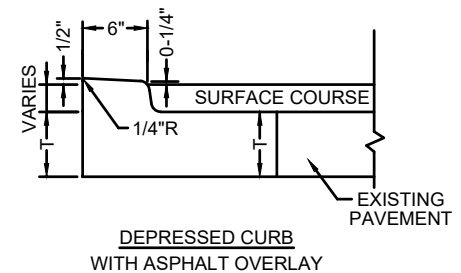
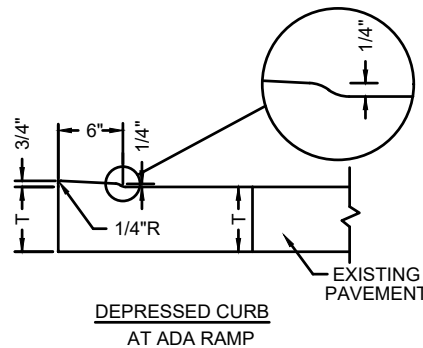
STEP 2: REVIEW OF FORM BOARDS

- a. THE CONTRACTOR IS TO NOTIFY KETTERING IF ADDITIONAL SIDEWALK AND/OR CURB WILL NEED TO BE REMOVED BEYOND THE MARKED LIMITS. THE CONTRACTOR WILL REMOVE SIDEWALK AND/OR CURB AT KETTERING'S DIRECTION.
- b. KETTERING REVIEWS FORM BOARDS FOR LOCATION, BREAKS, SLOPES, JOINTING, ETC.
- c. RAMPS ARE NOT APPROVED AT THIS STEP.

STEP 3: INSPECTION OF FINISHED CONCRETE

- a. INSPECTION TO OCCUR LESS THAN TWO WORKING DAYS AFTER POUR.
- b. KETTERING INSPECTS FINISHED CURB RAMP FOR FINISH, WORKMANSHIP, SLOPES, ETC.
- c. KETTERING APPROVES WORK OR REQUIRES RECONSTRUCTION.

[HTTPS://WWW.KETTERINGOH.ORG/CONSTRUCTION-DRAWINGS-AND-SPECIFICATIONS/](https://www.ketteringoh.org/construction-drawings-and-specifications/)



ADA RAMP GUIDANCE FORM

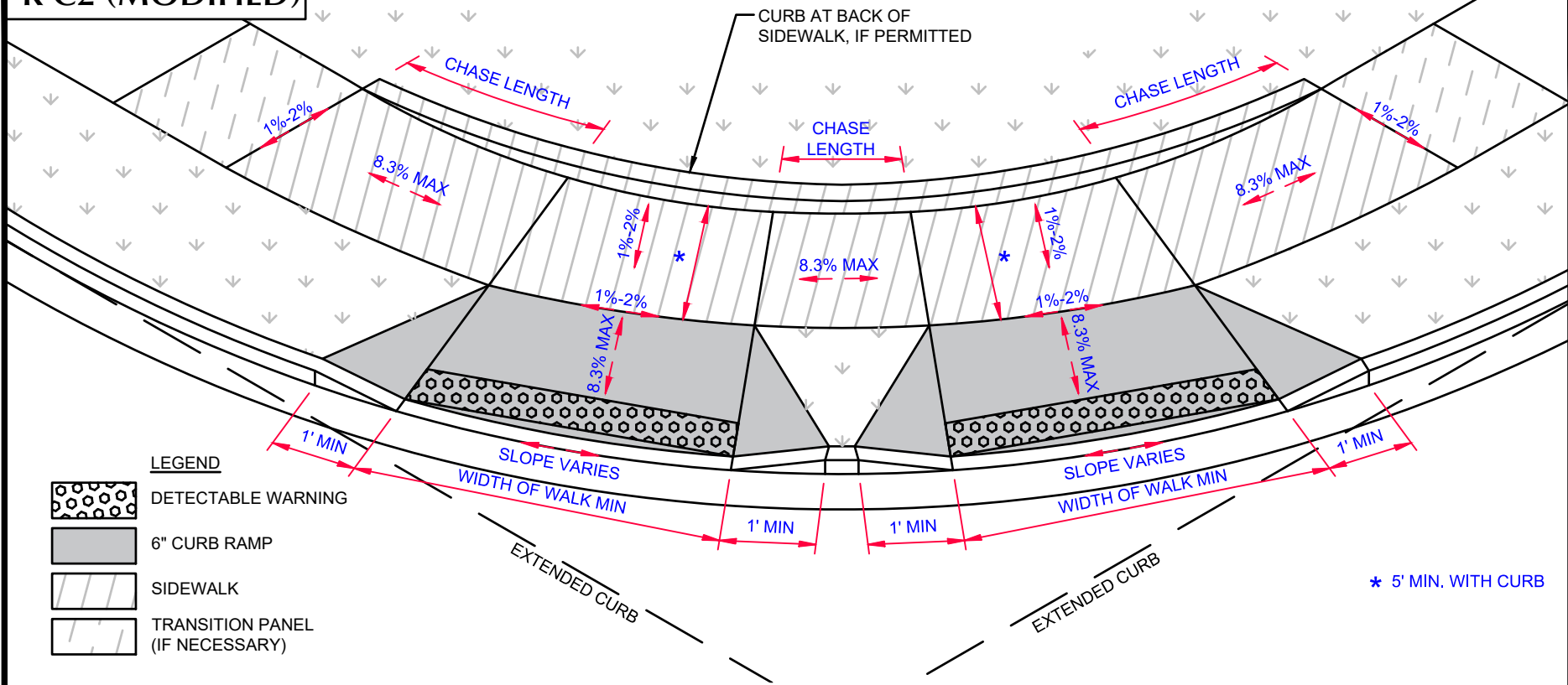






PROJECT NAME & #:

RAMP: EXISTING, REPLACED, OR NEW

NOTES:

K-C2 (MODIFIED)



- LEGEND**
-  DETECTABLE WARNING
 -  6" CURB RAMP
 -  SIDEWALK
 -  TRANSITION PANEL (IF NECESSARY)

CITY OF KETTERING - ADA CURB RAMPS
 ONSITE MEETINGS WITH CONTRACTOR
 GOAL: CONSTRUCT RIGHT - CONSTRUCT ONCE

- STEP 3: INSPECTION OF FINISHED CONCRETE**
- a. INSPECTION TO OCCUR LESS THAN TWO WORKING DAYS AFTER POUR.
 - b. KETTERING INSPECTS FINISHED CURB RAMP FOR FINISH, WORKMANSHIP, SLOPES, ETC.
 - c. KETTERING APPROVES WORK OR REQUIRES RECONSTRUCTION.
- [HTTPS://WWW.KETTERINGOH.ORG/CONSTRUCTION-DRAWINGS-AND-SPECIFICATIONS/](https://www.ketteringoh.org/construction-drawings-and-specifications/)

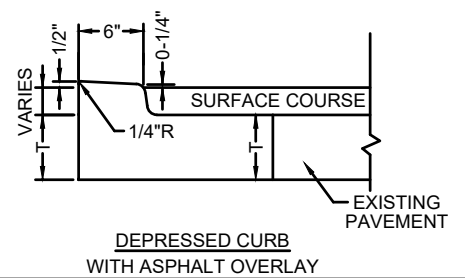
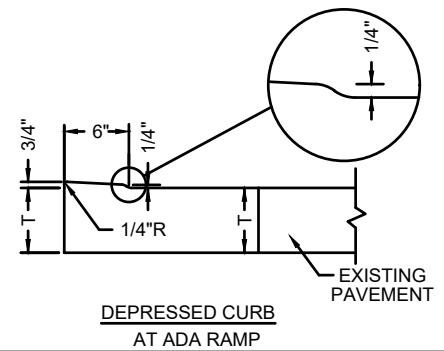
THE CONTRACTOR IS TO INITIATE COMMUNICATIONS WITH THE KETTERING ENGINEERING DEPARTMENT AT EACH STEP.

STEP 1: SCOPING OF WORK

- a. KETTERING PAINTS PLAN VIEW OF RAMP ON GROUND, IDENTIFIES WIDTH AND ORIENTATION OF DETECTABLE WARNING, AND ESTIMATES SIDEWALK AND CURB TO BE REMOVED.

STEP 2: REVIEW OF FORM BOARDS

- a. THE CONTRACTOR IS TO NOTIFY KETTERING IF ADDITIONAL SIDEWALK AND/OR CURB WILL NEED TO BE REMOVED BEYOND THE MARKED LIMITS. THE CONTRACTOR WILL REMOVE SIDEWALK AND/OR CURB AT KETTERING'S DIRECTION.
- b. KETTERING REVIEWS FORM BOARDS FOR LOCATION, BREAKS, SLOPES, JOINTING, ETC.
- c. RAMPS ARE NOT APPROVED AT THIS STEP.



ADA RAMP GUIDANCE FORM



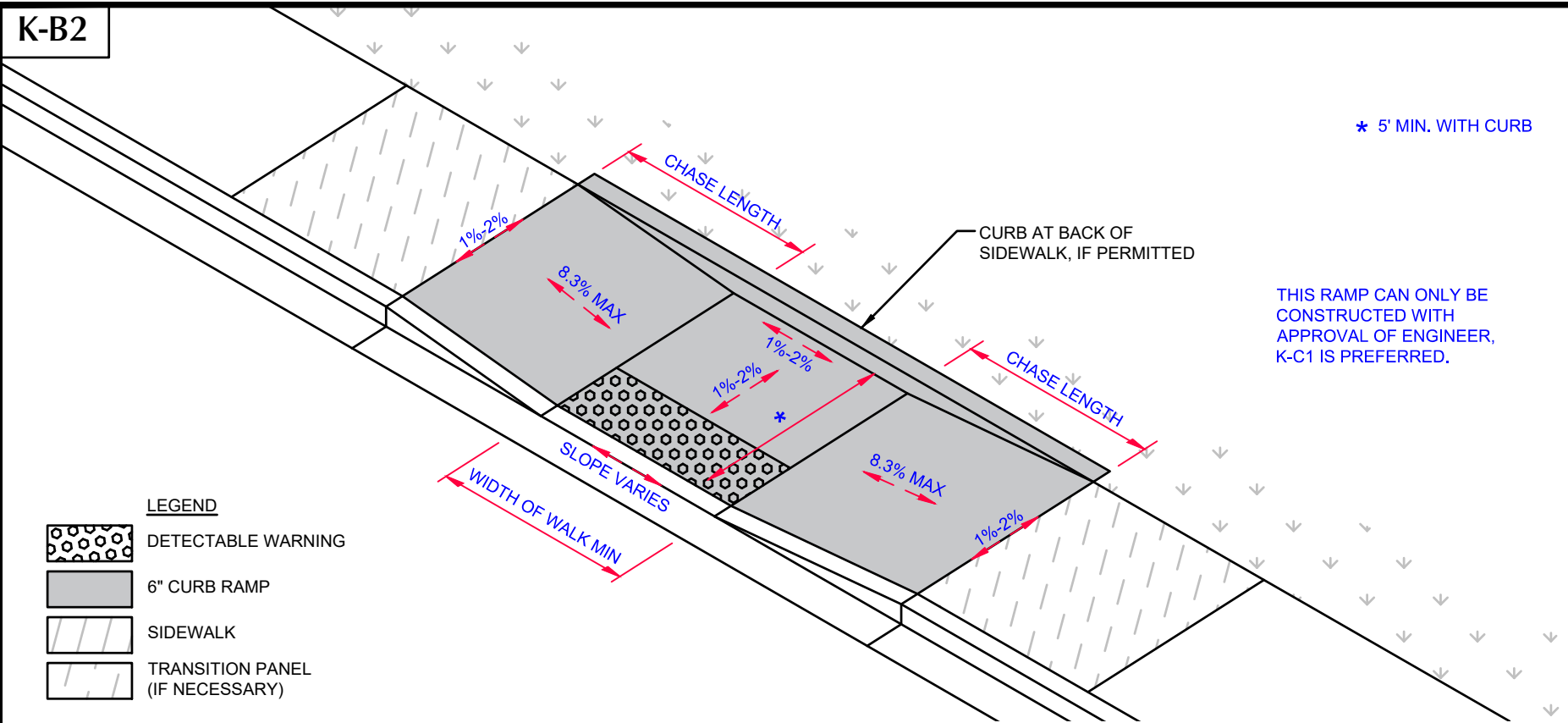
PROJECT NAME & #:

RAMP: EXISTING, REPLACED, OR NEW

NOTES:

K-B2



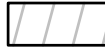

* 5' MIN. WITH CURB



CURB AT BACK OF SIDEWALK, IF PERMITTED

THIS RAMP CAN ONLY BE CONSTRUCTED WITH APPROVAL OF ENGINEER, K-C1 IS PREFERRED.

LEGEND

-  DETECTABLE WARNING
-  6" CURB RAMP
-  SIDEWALK
-  TRANSITION PANEL (IF NECESSARY)

CITY OF KETTERING - ADA CURB RAMPS

ONSITE MEETINGS WITH CONTRACTOR

GOAL: CONSTRUCT RIGHT - CONSTRUCT ONCE

THE CONTRACTOR IS TO INITIATE COMMUNICATIONS WITH THE KETTERING ENGINEERING DEPARTMENT AT EACH STEP.

STEP 1: SCOPING OF WORK

- a. KETTERING PAINTS PLAN VIEW OF RAMP ON GROUND, IDENTIFIES WIDTH AND ORIENTATION OF DETECTABLE WARNING, AND ESTIMATES SIDEWALK AND CURB TO BE REMOVED.

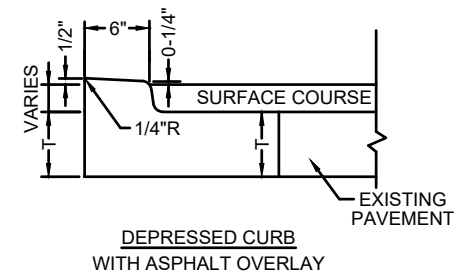
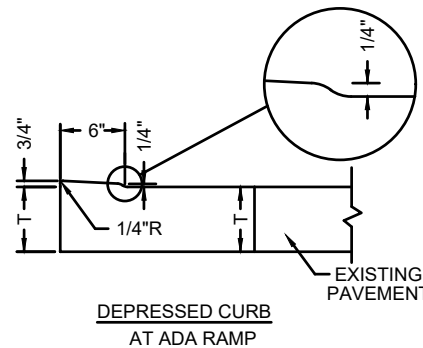
STEP 2: REVIEW OF FORM BOARDS

- a. THE CONTRACTOR IS TO NOTIFY KETTERING IF ADDITIONAL SIDEWALK AND/OR CURB WILL NEED TO BE REMOVED BEYOND THE MARKED LIMITS. THE CONTRACTOR WILL REMOVE SIDEWALK AND/OR CURB AT KETTERING'S DIRECTION.
- b. KETTERING REVIEWS FORM BOARDS FOR LOCATION, BREAKS, SLOPES, JOINTING, ETC.
- c. RAMPS ARE NOT APPROVED AT THIS STEP.

STEP 3: INSPECTION OF FINISHED CONCRETE

- a. INSPECTION TO OCCUR LESS THAN TWO WORKING DAYS AFTER POUR.
- b. KETTERING INSPECTS FINISHED CURB RAMP FOR FINISH, WORKMANSHIP, SLOPES, ETC.
- c. KETTERING APPROVES WORK OR REQUIRES RECONSTRUCTION.

[HTTPS://WWW.KETTERINGOH.ORG/CONSTRUCTION-DRAWINGS-AND-SPECIFICATIONS/](https://www.ketteringoh.org/construction-drawings-and-specifications/)



ADA RAMP INSPECTION FORM

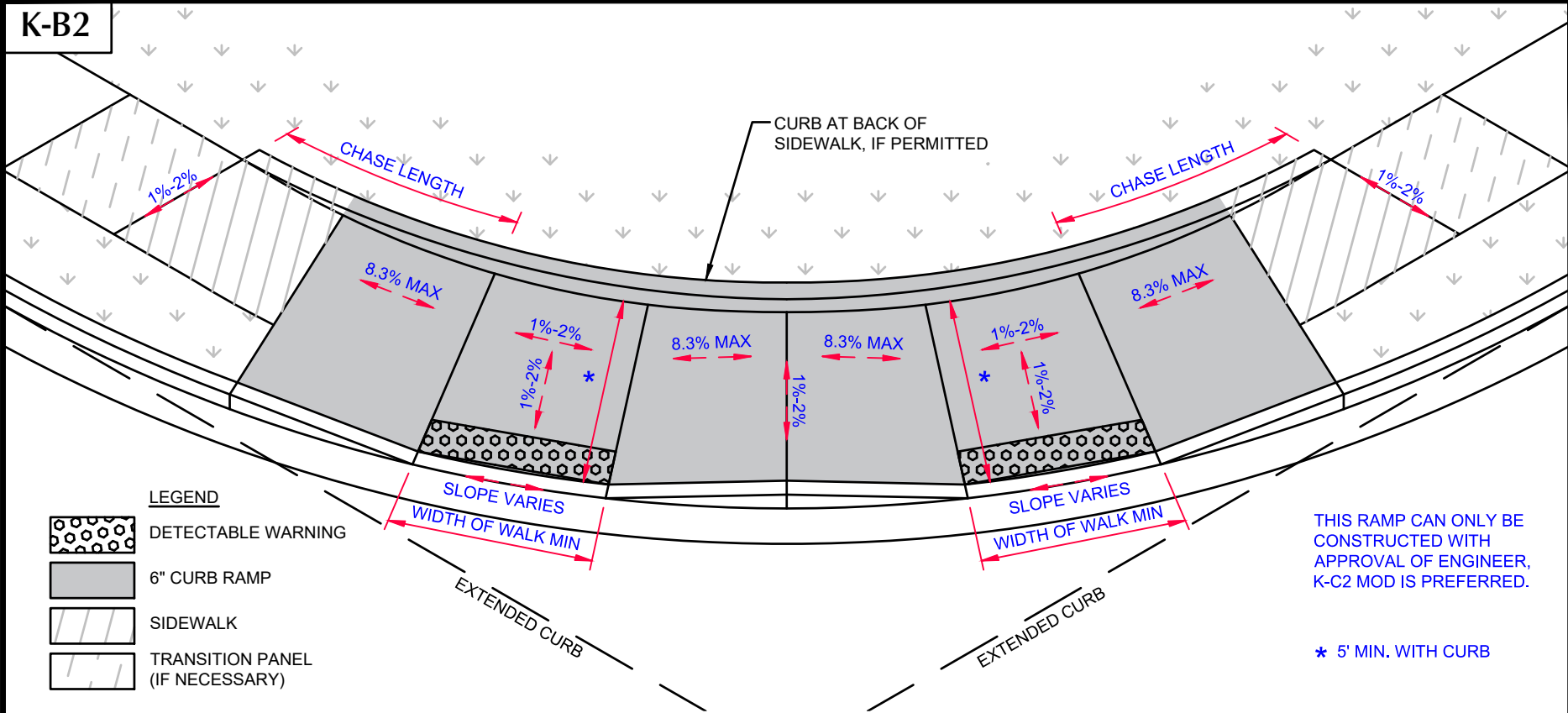


PROJECT NAME & #:

RAMP: EXISTING, REPLACED, OR NEW

NOTES:

K-B2



- LEGEND**
- DETECTABLE WARNING
 - 6" CURB RAMP
 - SIDEWALK
 - TRANSITION PANEL (IF NECESSARY)

CITY OF KETTERING - ADA CURB RAMPS

ONSITE MEETINGS WITH CONTRACTOR

GOAL: CONSTRUCT RIGHT - CONSTRUCT ONCE

THE CONTRACTOR IS TO INITIATE COMMUNICATIONS WITH THE KETTERING ENGINEERING DEPARTMENT AT EACH STEP.

STEP 1: SCOPING OF WORK

- a. KETTERING PAINTS PLAN VIEW OF RAMP ON GROUND, IDENTIFIES WIDTH AND ORIENTATION OF DETECTABLE WARNING, AND ESTIMATES SIDEWALK AND CURB TO BE REMOVED.

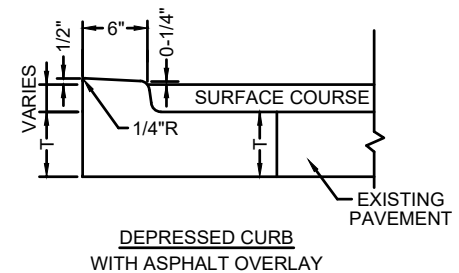
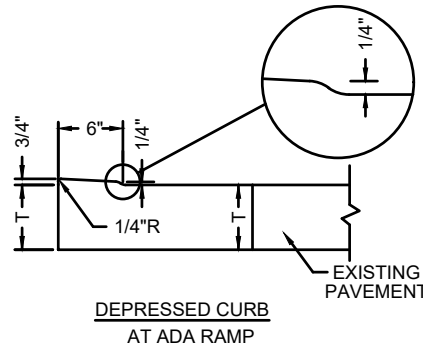
STEP 2: REVIEW OF FORM BOARDS

- a. THE CONTRACTOR IS TO NOTIFY KETTERING IF ADDITIONAL SIDEWALK AND/OR CURB WILL NEED TO BE REMOVED BEYOND THE MARKED LIMITS. THE CONTRACTOR WILL REMOVE SIDEWALK AND/OR CURB AT KETTERING'S DIRECTION.
- b. KETTERING REVIEWS FORM BOARDS FOR LOCATION, BREAKS, SLOPES, JOINTING, ETC.
- c. RAMPS ARE NOT APPROVED AT THIS STEP.

STEP 3: INSPECTION OF FINISHED CONCRETE

- a. INSPECTION TO OCCUR LESS THAN TWO WORKING DAYS AFTER POUR.
- b. KETTERING INSPECTS FINISHED CURB RAMP FOR FINISH, WORKMANSHIP, SLOPES, ETC.
- c. KETTERING APPROVES WORK OR REQUIRES RECONSTRUCTION.

[HTTPS://WWW.KETTERINGOH.ORG/CONSTRUCTION-DRAWINGS-AND-SPECIFICATIONS/](https://www.ketteringoh.org/construction-drawings-and-specifications/)



ADA RAMP GUIDANCE FORM



PROJECT NAME & #:

RAMP: EXISTING, REPLACED, OR NEW

NOTES: