



Treasurer's Report December 8, 2020

TO: Honorable Mayor and Members of the Town Council
FROM: Roger Carroll, Treasurer/Finance Officer
DATE: December 1, 2020
RE: Monthly Treasurer's Report

Recommendation:

Receive and file.

Issue Statement and Discussion:

California Government Code and Town Municipal Code require monthly Treasurer's reports. The reports attached are as follows:

- Investment Policy Compliance Report - lists the types of investments allowable by the State and the Town and whether our investments comply.
- Quality Analysis Report - groups the investments by Moody Rating Group.
- Transaction Ledger Report – shows the purchases, sales, interest payments and redemptions during the report period.

Other Information

Compliance with Investment Policy:

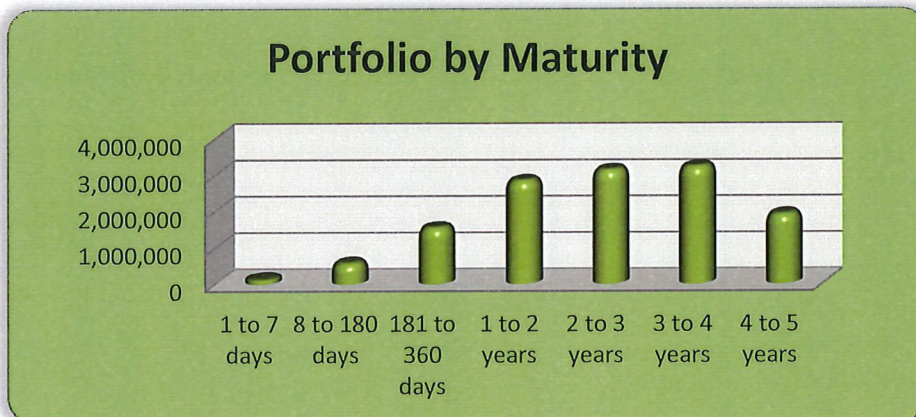
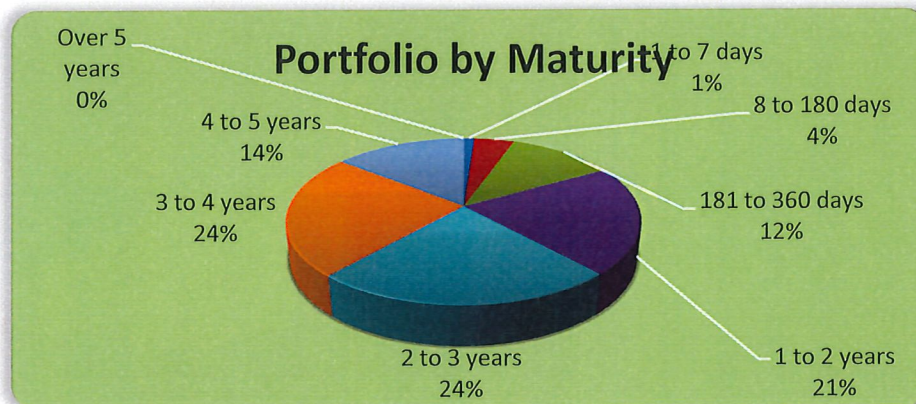
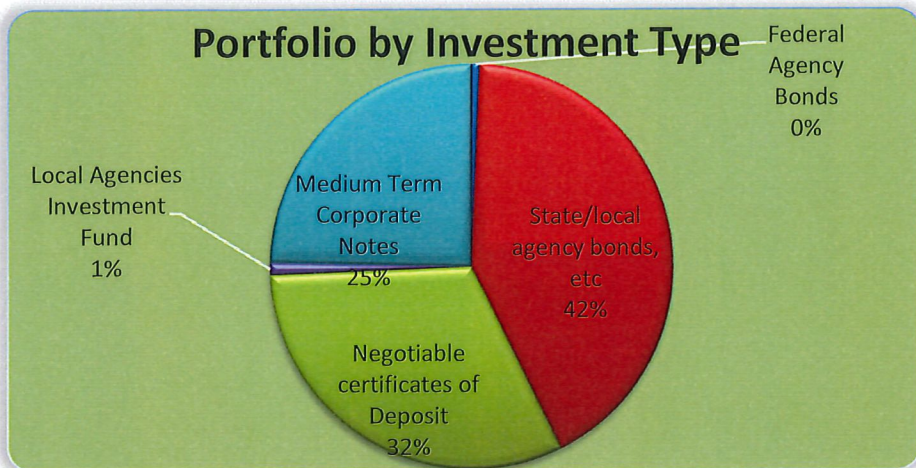
The Town's portfolio is in compliance with our investment policy.

Other Information

Benchmarks as of November 30, 2020:

Federal Lending Rate:	0.000%
Two Year T-Bill Rate:	0.160%
LAIF daily Rate	0.570%

Town of Loomis Weighted Average Rate, excluding LAIF investments: 2.57%
Average Maturity is 2.41 years.



Strategy:

The Treasurer's current practice is:

- Fear of the COVID-19 virus has caused incredible instability in financial markets. The Federal Reserve Board lowered the overnight target lending rate from 1.0% down to 0.0%. Forecasts show that interest rates are likely to remain low for years. The LAIF rate is expected to drop to under 0.5%. Where possible and when prudent, we will liquidate investments to capture gains and purchase only higher rated investments.

CEQA Requirements

CEQA does not apply to financial reporting.

Financial and/or Policy Implications:

None.

Attachments:

- A. Investment Policy Compliance Report
- B. Quality Analysis Report
- C. Transaction Ledger Report

Town of Loomis
Investment Policy Compliance
with Government Code Standards, and the Town of Loomis Investment Plan Standards
As of November 30, 2020

Current Portfolio Balance: \$ 13,446,977

Ca Government Code Section 53601	Govt Code Maximum %	Loomis Maximum %	Loomis Actual %	Complies
Bonds issued by Loomis		5.00%		Yes
Federal Treasury notes, bonds, bills	100.00%	100.00%		Yes
State/local agency bonds, etc	100.00%	50.00%	41.99%	Yes
Local agency bonds, etc	100.00%	50.00%		Yes
Federal Agency Bonds	100.00%	100.00%	0.62%	Yes
Bankers Acceptances	40.00%	40.00%		Yes
Commercial Paper	30.00%	15.00%		Yes
Negotiable certificates of Deposit	30.00%	30.00%	31.65%	No *
Repurchase Agreements	20.00%	20.00%		Yes
Reverse Repurchase Agreements	20.00%	20.00%		Yes
Local Agencies Investment Fund		100.00%	0.99%	Yes
Time Deposits	30.00%	25.00%	0.15%	Yes
Medium Term Corporate Notes	30.00%	30.00%	24.61%	Yes
Shares of Beneficial Interest	20.00%	0.00%		Yes
Mortgage pass through security bonds	20.00%	0.00%		Yes
Total			100.00%	

Target Share of Portfolio per Investment Policy			Actual %	Actual \$
Range	Not Less Than	Not More Than		
1 to 7 days	5%	70%	1%	152,763
8 to 180 days	0%	30%	4%	583,030
181 to 360 days	0%	30%	12%	1,554,462
1 to 2 years	0%	40%	21%	2,848,460
2 to 3 years		40%	23%	3,145,924
3 to 4 years		30%	24%	3,238,281
4 to 5 years		30%	14%	1,924,057
Over 5 years		0%	0%	
Total				13,446,977

* State Government Code requires that percentage limits are met when investments are purchased. Subsequent increase or decrease in the portfolio size will change those percentages. In this case, the use of funds on the Downtown Master Plan, phase 3, reduced the size of our portfolio, thus increasing Negotiable Certificates of Deposit above this allowable limit. We will not be purchasing any additional CD's until the percentages return to an acceptable level.

Town of Loomis
Quality Analysis Report

11/30/2020 Cusip	NAME	RATE	NEXT COUPON	MATURITY DATE	UNITS	REMAINING DISCOUNT OR PREMIUM	BOOK VALUE	MARKET VALUE	UNREALIZED MARKET GAIN/LOSS
MUNICIPAL BONDS									
072024WQ1	AA Bay Area CA Toll Auth	2.325%	4/1/2021	4/1/2025	100,000.00	4,533.00	104,533.00	106,376.00	1,843.00
13034PYN1	AA CA Housing Fin	2.875%	2/1/2021	2/1/2023	200,000.00	2,960.00	202,960.00	208,396.00	5,436.00
13048VNZ7	AA3 CA Muni Fin Auth	1.846%	12/1/2020	12/1/2024	250,000.00	280.00	250,280.00	259,932.50	9,652.50
20772JWZ1	A1 Connecticut GOB	2.700%	3/1/2021	9/1/2022	250,000.00		250,000.00	259,215.00	9,215.00
20772KAE9	A1 Connecticut GOB	2.990%	1/15/2021	1/15/2023	100,000.00	(748.00)	99,252.00	104,875.00	5,623.00
22973PAE1	AA Cudahy Comm Dev	3.474%	4/1/2021	10/1/2023	250,000.00	8,360.00	258,360.00	263,180.00	4,820.00
34439TBC9	A+ Folsom, CA	2.250%	2/1/2021	8/1/2022	200,000.00	(1,900.00)	198,100.00	202,904.00	4,804.00
419791YR3	AA+ Hawaii Rev	5.100%	2/1/2021	2/1/2024	105,000.00	9,498.00	114,498.00	120,207.15	5,709.15
420507CL7	AA Hawthorne, CA	3.150%	2/1/2021	8/1/2024	300,000.00	16,805.00	316,805.00	318,393.00	1,588.00
428061ED3	AA Hesperia USD	1.474%	2/1/2021	2/1/2025	300,000.00	5,552.00	305,552.00	301,278.00	(4,274.00)
45656RCQ3	A1 Industry, CA	3.500%	1/1/2021	1/1/2025	250,000.00	15,885.00	265,885.00	275,237.50	9,352.50
45656RDW9	A1 Industry, CA	3.000%	1/1/2021	1/1/2023	150,000.00	(1,043.00)	148,957.00	156,865.50	7,908.50
564393HH2	A+ Mansfield Park	2.150%	2/1/2021	8/1/2021	255,000.00		255,000.00	257,746.35	2,746.35
607802BZ7	AA Modesto CA WasteW	0.835%	5/1/2021	11/1/2024	250,000.00	1,770.00	251,770.00	250,565.00	(1,205.00)
624409BU1	AA Mountain View SD	2.340%	2/1/2021	8/1/2023	95,000.00	445.00	95,445.00	97,393.05	1,948.05
657382AB3	A2 N Augusta SC	2.811%	5/1/2021	11/1/2021	250,000.00	677.00	250,677.00	252,480.00	1,803.00
73208PBF7	AA- Pomona CA	4.000%	2/1/2021	8/1/2025	250,000.00	31,297.00	281,297.00	275,945.00	(5,352.00)
79165TSN2	A St Louis Fin	2.411%	4/15/2021	4/15/2021	250,000.00	367.00	250,367.00	250,965.00	598.00
79678RAR6	AA San Bern Red	2.625%	12/1/2020	12/1/2020	250,000.00	-	250,000.00	250,000.00	-
798170AG1	AA San Jose Red	2.958%	2/1/2021	8/1/2024	135,000.00	3,230.00	138,230.00	145,821.60	7,591.60
79876CBU1	AA- San Marcos Red	2.750%	4/1/2021	10/1/2024	100,000.00	2,353.00	102,353.00	107,895.00	5,542.00
80218YAH8	A+ Santa Fe Springs Dev	2.250%	3/1/2021	9/1/2024	200,000.00	1,410.00	201,410.00	200,048.00	(1,362.00)
84247PHZ7	AA- So Cal Public Power Au	3.608%	1/20/2021	7/1/2024	250,000.00	19,175.00	269,175.00	275,942.50	6,767.50
913366HY9	AA3 UC Regents	2.259%	5/15/2021	5/15/2024	250,000.00	3,157.00	253,157.00	262,650.00	9,493.00
92603PER9	AA2 Victor Valley	1.896%	2/1/2021	8/1/2021	250,000.00	(687.00)	249,313.00	252,205.00	2,892.00
928346NB7	AA2 Vista CA	5.000%	2/1/2021	8/1/2023	265,000.00	17,771.00	282,771.00	286,319.25	3,548.25
Sub-Total Municipal Bonds					5,505,000.00	141,147.00	5,646,147.00	5,742,835.40	96,688.40
CORPORATE SECURITIES									
010392FQ6	A1 Alabama Power Co	2.450%	3/30/2021	3/30/2022	100,000.00		100,000.00	102,623.00	2,623.00
0258M0EB1	A2 American Express	2.250%	11/5/2020	5/5/2021	250,000.00		250,000.00	251,742.50	1,742.50
05531FAV5	A3 BB&T	2.050%	5/10/2021	5/10/2021	250,000.00		250,000.00	251,645.00	1,645.00
05565QDL9	A1 BP Cap PLC	3.224%	4/14/2021	4/14/2024	350,000.00	23,910.00	373,910.00	375,609.50	1,699.50
06051GFB0	A2 Bank of America	4.125%	1/22/2021	1/22/2024	250,000.00	10,670.00	260,670.00	276,515.00	15,845.00
10373QAY6	A1 BP Cap	3.224%	4/14/2021	4/14/2024	150,000.00	5,838.00	155,838.00	161,865.00	6,027.00
24422EUH0	A2 John Deere Cap	3.450%	12/7/2020	6/7/2023	250,000.00	4,060.00	254,060.00	269,117.50	15,057.50
30231GBH4	AA1 Exxon Mobil Corp	2.992%	3/19/2021	3/19/2025	250,000.00	25,010.00	275,010.00	272,802.50	(2,207.50)
377372AL1	A2 Glaxo Smith Kline	3.380%	5/15/2021	5/15/2023	250,000.00	690.00	250,690.00	268,477.50	17,787.50
44932HAH6	A1 IBM Credit LLC	3.000%	2/6/2021	2/6/2023	200,000.00		200,000.00	212,116.00	12,116.00
53961LAA7	AA- LISC RP	1.000%	2/15/2021	11/15/2025	270,000.00		270,000.00	269,095.50	(904.50)
69371RN44	A1 PACCAR	1.650%	2/11/2021	8/11/2021	200,000.00	(895.00)	199,105.00	201,884.00	2,779.00
808513AT2	A2 Charles Schwab	2.650%	1/25/2021	1/25/2023	200,000.00	(1,420.00)	198,580.00	209,630.00	11,050.00
89236TDP7	AA3 Toyota Motor Credit	2.600%	1/11/2021	1/11/2022	100,000.00	360.00	100,360.00	102,509.00	2,149.00
89788JAA7	A2 Truist Bank	1.500%	3/10/2021	3/10/2025	175,000.00	(3,500.00)	171,500.00	180,713.75	9,213.75
Sub-Total Corporate Securities					3,245,000.00	64,723.00	3,309,723.00	3,406,345.75	96,622.75
NEGOTIABLE CERTIFICATES OF DEPOSIT									
01748DBA3	CD Allegiance Bank	2.600%	12/6/2020	2/7/2023	250,000.00		250,000.00	263,075.62	13,075.62
02587CEM8	CD Amex FSB	2.350%	5/3/2021	5/3/2022	250,000.00		250,000.00	257,407.02	7,407.02
02587DN38	CD Amex Centurion	2.450%	4/5/2021	4/5/2022	250,000.00		250,000.00	257,320.23	7,320.23
140420Y95	CD Capital One Bank	2.300%	3/8/2021	3/8/2022	250,000.00		250,000.00	256,398.36	6,398.36
14042RDS7	CD Capital One Bank McCk	1.750%	4/26/2021	10/26/2021	100,000.00		100,000.00	101,323.43	1,323.43
17312Q3K3	CD Citibank	2.900%	3/20/2021	3/20/2024	200,000.00		200,000.00	217,424.04	17,424.04
20033AUB0	CD Comerity Cap Bank	2.350%	12/30/2020	5/31/2022	250,000.00		250,000.00	257,876.32	7,876.32
254672Y36	CD Discover Bank	2.250%	12/29/2020	12/29/2021	150,000.00		150,000.00	153,143.46	3,143.46
29976D2N9	CD Everbank	2.250%	3/29/2021	3/29/2022	200,000.00		200,000.00	205,214.72	5,214.72
33715LCB4	CD First Tech CU	3.400%	12/17/2020	8/17/2023	150,000.00	4,849.00	154,849.00	162,922.05	8,073.05
38148PUA3	CD Goldman Sachs Bank	2.500%	12/6/2020	12/6/2022	250,000.00		250,000.00	261,562.95	11,562.95
499724AG7	CD Knoxville TVA CU	3.400%	12/28/2020	12/28/2023	150,000.00		150,000.00	164,592.41	14,592.41
61747MG54	CD Morgan Stanley Bnk	2.500%	1/18/2021	1/18/2022	250,000.00		250,000.00	256,244.49	6,244.49
61760AD71	CD Morgan Stanley Bnk	2.600%	5/30/2021	5/30/2024	200,000.00		200,000.00	216,196.31	16,196.31
62384RAF3	CD Mountain America	3.000%	12/15/2020	3/27/2023	250,000.00		250,000.00	266,186.77	16,186.77
795450A70	CD Sallie Mae Bank	2.350%	12/21/2020	6/21/2022	250,000.00		250,000.00	258,136.97	8,136.97
8562845Z3	CD State Bnk India NY	2.350%	1/26/2021	1/26/2022	250,000.00		250,000.00	255,926.52	5,926.52
87165HQS2	CD Synchrony Bank	2.300%	2/24/2021	2/24/2022	100,000.00		100,000.00	102,480.88	2,480.88
90348JCR9	CD UBS Bank	3.150%	5/30/2021	5/30/2023	250,000.00		250,000.00	268,286.69	18,286.69
949763M78	CD Wells Fargo	1.950%	12/18/2020	10/18/2024	250,000.00	465.00	250,465.00	265,897.56	15,432.56
Sub-Total Negotiable Certificates of Deposit					4,250,000.00	5,314.00	4,255,314.00	4,447,614.80	192,300.80
Total Investments					13,000,000.00	211,184.00	13,211,184.00	13,596,795.95	385,611.95
Accrued Interest on investments					83,030.11		83,030.11	83,030.11	
Balance on account with LAIF					132,836.69		132,836.69	132,836.69	
Balance on account with Money market					19,926.58		19,926.58	19,926.58	
Total Portfolio					13,235,793.38		13,446,977.38	13,832,589.33	

Town of Looms
Transaction Ledger
11/01/20 to 11/30/20

<u>Trans Date</u>				<u>Amount</u>	<u>Premium/Gain</u>
<u>Trans Type</u>	<u>Quantity</u>	<u>Description</u>	<u>Price</u>	<u>Int Purch/Sold</u>	<u>(Discount)/(Loss)</u>
11/2/2020	200,000.00	CA Housing Finance	1.000	200,000.00	1,169.50
Bond called		2.339% due 2/01/21		1,169.50	
11/2/2020	100,000.00	Indio CA	1.000	100,000.00	1,270.00
Bond Matured		2.54% due 11/01/20		1,270.00	
11/2/2020	498.97	Comenity Capital Bank	1.000	498.97	498.97
Interest Received		2.35% due 5/31/22			
11/2/2020	433.15	Knoxville TVA CU	1.000	433.15	433.15
Interest Received		3.4% due 12/28/23			
11/2/2020	3,513.75	North Augusta SC	1.000	3,513.75	3,513.75
Interest Received		2.811% due 11/01/21			
11/3/2020	2,961.64	American Express	1.000	2,961.64	2,961.64
Interest Received		2.35% due 5/03/22			
11/3/2020	0.11	Federated Govt Oblig Fund	1.000	0.11	0.11
Interest Received		0.01% floating 7 day			
11/5/2020	2,812.50	American Express	1.000	2,812.50	2,812.50
Interest Received		2.25% due 5/05/21			
11/6/2020	60,000.00	To Wells Fargo Checking	1.000	60,000.00	60,000.00
Transfer		From Bank of New York Mellon			
11/9/2020	552.05	Allegiance Bank	1.000	552.05	552.05
Interest Received		2.6% due 2/07/23			
11/10/2020	2,562.50	BB+T Corp	1.000	2,562.50	2,562.50
Interest Received		2.05% due 5/10/21			
11/10/2020	250,000.00	Modesto CA Wastewater	1.007	251,810.00	
Bond purchased		0.835% due 11/01/24		-	
11/16/2020	4,218.75	Glaxo Smith Klein	1.000	4,218.75	4,218.75
Interest Received		3.375% due 5/15/23			
11/16/2020	636.99	Mountain America FCU	1.000	636.99	636.99
Interest Received		3.0% due 3/27/23			
11/16/2020	2,823.75	UC Regents	1.000	2,823.75	2,823.75
Interest Received		2.259% due 5/15/24			

11/17/2020 Interest Received	433.15	First Technology FCU 3.4% due 8/17/23	1.000	433.15	433.15
11/18/2020 Interest Received	414.04	Wells Fargo 1.95% due 10/18/24	1.000	414.04	414.04
11/20/2020 Bond purchased	270,000.00	Pomona, CA 4.0% due 8/01/25	1.127	304,395.30 1,916.67	
11/20/2020 Bond sold	270,000.00	Iowa State Loan Corp 2.379% due 12/01/20	1.000	270,000.00 3,015.38	3,015.38
11/27/2020 Bond purchased	270,000.00	Local Initiative Sup Corp 1.0% due 11/15/25	1.000	270,000.00 -	
11/30/2020 Interest Received	2,621.37	Morgan Stanley Bank 2.6% due 5/30/24	1.000	2,621.37	2,621.37
11/30/2020 Interest Received	482.88	Comenity Capital Bank 2.35% due 5/31/22	1.000	482.88	482.88
11/30/2020 Interest Received	668.84	UBS Bank 3.15% due 5/30/23	1.000	668.84	668.84
Local Agency Investment Fund					
11/13/2020 Transfer	100,000.00	To Wells Fargo Checking from Local Agency Inv Fund	1.000	100,000.00	100,000.00
11/18/2020 Transfer	65,000.00	To Wells Fargo Checking from Local Agency Inv Fund	1.000	65,000.00	65,000.00