Treasurer's Report
March 9, 2021

TO:	Honorable Mayor and Members of the Town Council
FROM:	Roger Carroll, Treasurer/Finance Officer
DATE:	March 2, 2021
RE:	Monthly Treasurer's Report

Recommendation:

Receive and file.

Issue Statement and Discussion:

California Government Code and Town Municipal Code require monthly Treasurer's reports. The reports attached are as follows:

- Investment Policy Compliance Report - lists the types of investments allowable by the State and the Town and whether our investments comply.
- Quality Analysis Report - groups the investments by Moody Rating Group.
- Transaction Ledger Report – shows the purchases, sales, interest payments and redemptions during the report period.

Other Information

Compliance with Investment Policy:

The Town's portfolio is in compliance with our investment policy.

Other Information

Benchmarks as of February 28, 2021:

Federal Lending Rate:	0.000%
Two Year T-Bill Rate:	0.140%
LAIF daily Rate	0.390%

Town of Loomis Weighted Average Rate, excluding LAIF investments: 2.52%
Average Maturity is 2.39 years.

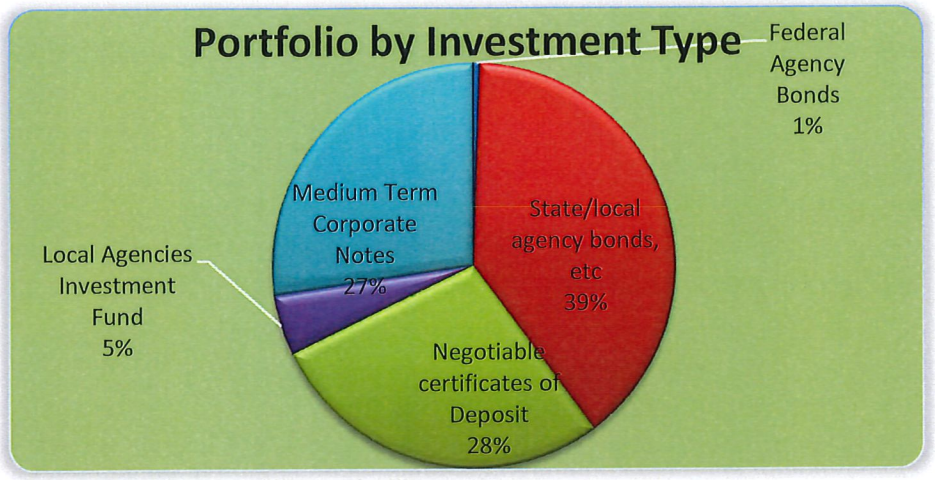
Portfolio by Investment Type
Federal Agency Bonds 1%
State/local agency bonds, etc 39%
Negotiable certificates of Deposit 28%
Local Agencies Investment Fund 5%
Medium Term Corporate Notes 27%

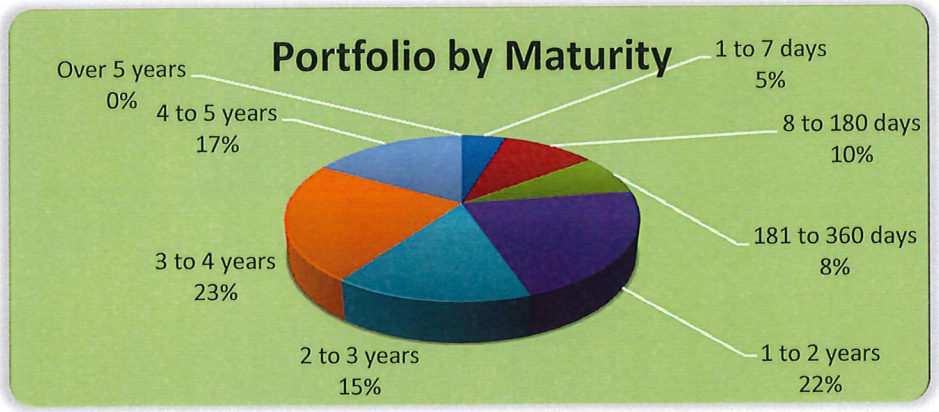
Portfolio by Maturity
1 to 7 days 5%
8 to 180 days 10%
181 to 360 days 8%
1 to 2 years 22%
2 to 3 years 15%
3 to 4 years 23%
4 to 5 years 17%
Over 5 years 0%

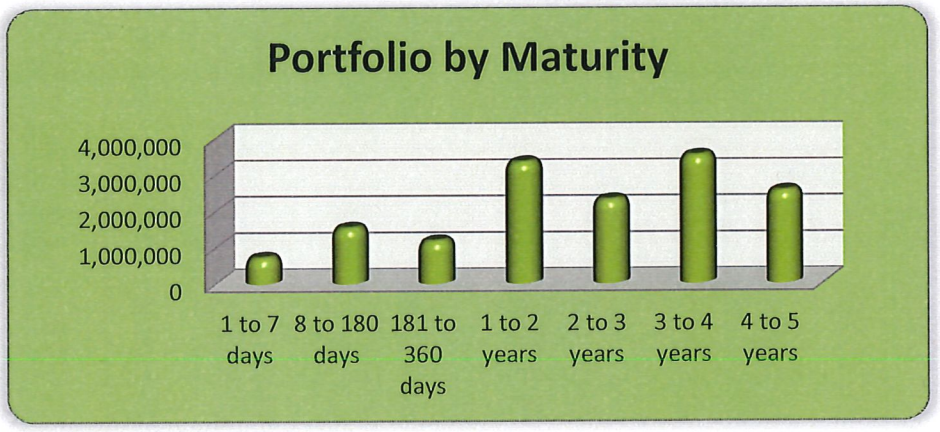
Portfolio by Maturity
4,000,000
3,000,000
2,000,000
1,000,000
0
1 to 7 days
8 to 180 days
181 to 360 days
1 to 2 years
2 to 3 years
3 to 4 years
4 to 5 years

Strategy:

The Treasurer's current practice is:

- Fear of the COVID-19 virus has caused incredible instability in financial markets. The Federal Reserve Board lowered the overnight target lending rate from 1.0% down to 0.0%. Forecasts show that interest rates are likely to remain low for the foreseeable future. The LAIF rate is expected to drop to under 0.5%. Where possible and when prudent, we will liquidate investments to capture gains and purchase only higher rated investments.

CEQA Requirements
CEQA does not apply to financial reporting.

Financial and/or Policy Implications:
None.

Attachments:
A. Investment Policy Compliance Report
B. Quality Analysis Report
C. Transaction Ledger Report

Town of Loomis
Investment Policy Compliance
with Government Code Standards, and the Town of Loomis Investment Plan Standards
As of February 28, 2021

Current Portfolio Balance:	**$ 15,212,127**

Ca Government Code Section 53601	**Govt Code Maximum %**	**Loomis Maximum %**	**Loomis Actual %**	**Complies**
Bonds issued by Loomis		5.00%		Yes
Federal Treasury notes, bonds, bills	100.00%	100.00%		Yes
State/local agency bonds, etc	100.00%	50.00%	39.36%	Yes
Local agency bonds, etc	100.00%	50.00%		Yes
Federal Agency Bonds	100.00%	100.00%	0.50%	Yes
Bankers Acceptances	40.00%	40.00%		Yes
Commercial Paper	30.00%	15.00%		Yes
Negotiable certificates of Deposit	30.00%	30.00%	27.97%	Yes
Repurchase Agreements	20.00%	20.00%		Yes
Reverse Repurchase Agreements	20.00%	20.00%		Yes
Local Agencies Investment Fund		100.00%	4.82%	Yes
Time Deposits	30.00%	25.00%	0.00%	Yes
Medium Term Corporate Notes	30.00%	30.00%	27.34%	Yes
Shares of Beneficial Interest	20.00%	0.00%		Yes
Mortgage pass through security bonds	20.00%	0.00%		Yes
Total			100.00%	

Target Share of Portfolio per Investment Policy			Actual %	Actual $
Range	Not Less Than	Not More Than		
1 to 7 days	5%	70%	5%	733,464
8 to 180 days	0%	30%	10%	1,546,807
181 to 360 days	0%	30%	8%	1,184,915
1 to 2 years	0%	40%	22%	3,348,224
2 to 3 years		40%	15%	2,316,318
3 to 4 years		30%	23%	3,527,657
4 to 5 years		30%	17%	2,554,742
Over 5 years		0%	0%	
	Total			15,212,127

Town of Loomis
Quality Analysis Report
2/28/2021

Cusip		NAME	RATE	NEXT COUPON	MATURITY DATE	UNITS	BOOK VALUE	MARKET VALUE	UNREALIZED MARKET GAIN/LOSS
MUNICIPAL BONDS									
072024WQ1	AA	Bay Area CA Toll Auth	2.325%	4/1/2021	4/1/2025	100,000.00	104,278.00	105,473.00	1,195.00
13034PYN1	AA	CA Housing Fin	2.875%	8/1/2021	2/1/2023	200,000.00	202,630.00	207,550.00	4,920.00
13048VNZ7	AA3	CA Muni Fin Auth	1.846%	6/1/2021	12/1/2024	250,000.00	250,040.00	258,432.50	8,392.50
20772JWZ1	A1	Connecticut GOB	2.700%	3/1/2021	9/1/2022	250,000.00	250,000.00	259,240.00	9,240.00
20772KAE9	A1	Connecticut GOB	2.990%	7/15/2021	1/15/2023	100,000.00	99,357.00	105,149.00	5,792.00
22973PAE1	AA	Cudahy Comm Dev	3.474%	4/1/2021	10/1/2023	250,000.00	257,670.00	262,247.50	4,577.50
255651KZ1	AA	Dixon CA USD	0.953%	8/1/2021	8/1/2025	240,000.00	243,678.00	238,142.40	(5,535.60)
34439TBC9	A+	Folsom,CA	2.250%	8/1/2021	8/1/2022	200,000.00	198,400.00	204,832.00	6,432.00
419791YR3	AA+	Hawaii Rev	5.100%	8/1/2021	2/1/2024	105,000.00	113,733.00	119,162.40	5,429.40
420507CL7	AA	Hawthorne, CA	3.150%	8/1/2021	8/1/2024	300,000.00	315,650.00	316,671.00	1,021.00
428061ED3	AA	Hesperia USD	1.474%	8/1/2021	2/1/2025	300,000.00	305,216.00	299,970.00	(5,246.00)
45656RCQ3	A1	Industry, CA	3.500%	7/1/2021	1/1/2025	250,000.00	264,880.00	272,767.50	7,887.50
45656RDW9	A1	Industry, CA	3.000%	7/1/2021	1/1/2023	150,000.00	149,077.00	156,277.50	7,200.50
564393HH2	A+	Mansfield Park	2.150%	8/1/2021	8/1/2021	255,000.00	255,000.00	256,769.70	1,769.70
607802BZ7	AA	Modesto CA WasteW	0.835%	5/1/2021	11/1/2024	250,000.00	251,650.00	249,780.00	(1,870.00)
624409BU1	AA	Mountain View SD	2.340%	8/1/2021	8/1/2023	95,000.00	95,400.00	97,280.95	1,880.95
657382AB3	A2	N Augusta SC	2.811%	5/1/2021	11/1/2021	250,000.00	250,497.00	251,882.50	1,385.50
73208PBF7	AA-	Pomona CA	4.000%	8/1/2021	8/1/2025	250,000.00	279,647.00	275,882.50	(3,764.50)
79165TSN2	A	St Louis Fin	2.411%	4/15/2021	4/15/2021	250,000.00	250,127.00	250,352.50	225.50
797272QQ7	AAA	San Diego CCD	2.199%	8/1/2021	8/1/2025	335,000.00	358,126.00	354,788.45	(3,337.55)
798170AG1	AA	San Jose Red	2.958%	8/1/2021	8/1/2024	135,000.00	138,005.00	145,385.55	7,380.55
79876CBU1	AA-	San Marcos Red	2.750%	4/1/2021	10/1/2024	100,000.00	102,197.00	107,123.00	4,926.00
80218YAH8	A+	Santa Fe Springs Dev	2.250%	3/1/2021	9/1/2024	200,000.00	201,314.00	199,646.00	(1,668.00)
84247PHZ7	AA-	So Cal Public Power Aut	3.608%	7/20/2021	7/1/2024	250,000.00	267,825.00	274,177.50	6,352.50
913366HY9	AA3	UC Regents	2.259%	5/15/2021	5/15/2024	250,000.00	252,917.00	262,880.00	9,963.00
92603PER9	AA2	Victor Valley	1.896%	8/1/2021	8/1/2021	250,000.00	249,571.00	251,712.50	2,141.50
928346NB7	AA2	Vista CA	5.000%	8/1/2021	8/1/2023	265,000.00	281,151.00	283,144.55	1,993.55
			Sub-Total Municipal Bonds			5,830,000.00	5,988,036.00	6,066,720.50	78,684.50
CORPORATE SECURITIES									
010392FQ6	A1	Alabama Power Co	2.450%	3/30/2021	3/30/2022	100,000.00	100,000.00	102,088.00	2,088.00
023135BN5	AA-	Amazon.com	5.200%	6/3/2021	12/3/2025	250,000.00	299,915.00	308,305.00	8,390.00
0258M0EB1	A2	American Express	2.250%	5/5/2021	5/5/2021	250,000.00	250,000.00	250,475.00	475.00
05531FAV5	A3	BB&T	2.050%	5/10/2021	5/10/2021	250,000.00	250,000.00	250,485.00	485.00
05565QDL9	A1	BP Cap PLC	3.224%	4/14/2021	4/14/2024	350,000.00	372,155.00	366,593.50	(5,561.50)
06051GFB0	A2	Bank of America	4.125%	7/22/2021	1/22/2024	250,000.00	259,740.00	275,555.00	15,815.00
06406RAQ0	AA	Bank of NY Mellon	0.750%	7/28/2021	1/28/2026	250,000.00	251,458.00	246,650.00	(4,808.00)
072863AG8	AA-	Baylor Scott & White	0.827%	5/15/2021	11/15/2025	300,000.00	302,375.00	297,099.00	(5,276.00)
10373QAY6	A1	BP Cap	3.224%	4/14/2021	4/14/2024	150,000.00	155,388.00	160,860.00	5,472.00
24422EUH0	A2	John Deere Cap	3.450%	6/7/2021	6/7/2023	250,000.00	253,640.00	267,357.50	13,717.50
30231GBH4	AA1	Exxon Mobil Corp	2.992%	3/19/2021	3/19/2025	250,000.00	273,555.00	268,995.00	(4,560.00)
377372AL1	A2	Glaxo Smith Kline	3.380%	5/15/2021	5/15/2023	250,000.00	250,600.00	266,482.50	15,882.50
44932HAH6	A1	IBM Credit LLC	3.000%	8/6/2021	2/6/2023	200,000.00	200,000.00	210,516.00	10,516.00
53961LAA7	AA-	LISCRP	1.000%	5/15/2021	11/15/2025	270,000.00	270,000.00	265,909.50	(4,090.50)
69371RN44	A1	PACCAR	1.650%	8/11/2021	8/11/2021	200,000.00	199,465.00	201,240.00	1,775.00
808513AT2	A2	Charles Schwab	2.650%	7/25/2021	1/25/2023	200,000.00	198,760.00	208,424.00	9,664.00
89236TDP7	AA3	Toyota Motor Credit	2.600%	7/11/2021	1/11/2022	100,000.00	100,255.00	101,944.00	1,689.00
89788JAA7	A2	Truist Bank	1.500%	3/10/2021	3/10/2025	175,000.00	171,710.00	179,061.75	7,351.75
			Sub-Total Corporate Securities			4,045,000.00	4,159,016.00	4,228,040.75	69,024.75
NEGOTIABLE CERTIFICATES OF DEPOSIT									
01748DBA3	CD	Allegiance Bank	2.600%	**3/6/2021**	**2/7/2023**	250,000.00	250,000.00	261,583.38	11,583.38
02587CEM8	CD	Amex FSB	2.350%	5/3/2021	5/3/2022	250,000.00	250,000.00	256,189.46	6,189.46
02587DN38	CD	Amex Centurion	2.450%	4/5/2021	4/5/2022	250,000.00	250,000.00	256,055.94	6,055.94
140420Y95	CD	Capital One Bank	2.300%	3/8/2021	3/8/2022	250,000.00	250,000.00	255,238.36	5,238.36
14042RDS7	CD	Capital One Bank McCle	1.750%	4/26/2021	10/26/2021	100,000.00	100,000.00	101,015.52	1,015.52
17312Q3K3	CD	Citibank	2.900%	3/20/2021	3/20/2024	200,000.00	200,000.00	215,267.66	15,267.66
20033AUB0	CD	Comenity Cap Bank	2.350%	**3/30/2021**	**5/31/2022**	250,000.00	250,000.00	256,614.62	6,614.62
254672Y36	CD	Discover Bank	2.250%	6/29/2021	12/29/2021	150,000.00	150,000.00	152,515.72	2,515.72
29976D2N9	CD	Everbank	2.250%	3/29/2021	3/29/2022	200,000.00	200,000.00	204,330.71	4,330.71
33715LCB4	CD	First Tech CU	3.400%	**3/17/2021**	**8/17/2023**	150,000.00	154,384.00	161,531.71	7,147.71
38148PUA3	CD	Goldman Sachs Bank	2.500%	6/6/2021	12/6/2022	250,000.00	250,000.00	260,072.30	10,072.30
499724AG7	CD	Knoxville TVA CU	3.400%	**3/28/2021**	**12/28/2023**	150,000.00	150,000.00	162,825.42	12,825.42
61747MG54	CD	Morgan Stanley Bnk	2.500%	7/18/2021	1/18/2022	250,000.00	250,000.00	255,059.13	5,059.13
61760AD71	CD	Morgan Stanley Bnk	2.600%	5/30/2021	5/30/2024	200,000.00	200,000.00	213,753.11	13,753.11
62384RAF3	CD	Mountain America	3.000%	**3/15/2021**	**3/27/2023**	250,000.00	250,000.00	264,325.22	14,325.22
795450A70	CD	Sallie Mae Bank	2.350%	6/21/2021	6/21/2022	250,000.00	250,000.00	256,902.06	6,902.06
8562845Z3	CD	State Bnk India NY	2.350%	7/26/2021	1/26/2022	250,000.00	250,000.00	254,807.74	4,807.74
87165HQS2	CD	Synchrony Bank	2.300%	8/24/2021	2/24/2022	100,000.00	100,000.00	102,039.66	2,039.66
90348JCR9	CD	UBS Bank	3.150%	**5/30/2021**	**5/30/2023**	250,000.00	250,000.00	266,207.21	16,207.21
949763M78	CD	Wells Fargo	1.950%	**3/18/2021**	**10/18/2024**	250,000.00	250,420.00	262,750.20	12,330.20
			Sub-Total Negotiable Certificates o			4,250,000.00	4,254,804.00	4,419,085.13	164,281.13
		Total Investments				14,125,000.00	14,401,856.00	14,713,846.38	311,990.38
		Accrued Interest on investments				76,806.83	76,806.83	76,806.83	
		Balance on account with LAIF				733,463.85	733,463.85	733,463.85	
		Balance on account with Money market				-	-	-	
		Total Portfolio				14,935,270.68	15,212,126.68	15,524,117.06	

Town of Looms
Transaction Ledger
2/01/21 to 2/28/21

Trans Date Trans Type	Quanity	Description	Price	Amount Int Purch/Sold	Premium/Gain (Discount)/(Loss)
2/1/2021 Interest Received	2,875.00	CA Housing 2.875% due 2/01/23	1.000	2,875.00	2,875.00
2/1/2021 Interest Received	498.97	Commenity Capital Bank 2.35% due 5/31/22	1.000	498.97	498.97
2/1/2021 Interest Received	433.15	Knoxville TVA CU 3.4% due 12/28/23	1.000	433.15	433.15
2/1/2021 Interest Received	2,250.00	Folsom, CA 2.25% due 8/01/22	1.000	2,250.00	2,250.00
2/1/2021 Interest Received	2,677.50	State of Hawaii 5.1% due 2/01/24	1.000	2,677.50	2,677.50
2/1/2021 Interest Received	4,725.00	Hawthorne, CA 3.15% due 2/01/21	1.000	4,725.00	4,725.00
2/1/2021 Interest Received	2,223.28	Hesperia, CA 1.474% due 2/01/25	1.000	2,223.28	2,223.28
2/1/2021 Interest Received	2,741.25	Mansfield, TX 2.15% due 8/01/21	1.000	2,741.25	2,741.25
2/1/2021 Interest Received	1,111.50	Mountain View, CA 2.34% due 8/01/23	1.000	1,111.50	1,111.50
2/1/2021 Interest Received	3,683.33	San Diego, CA 2.199% due 8/01/25	1.000	3,683.33	3,683.33
2/1/2021 Interest Received	1,996.65	San Jose, CA 2.958% due 8/01/24	1.000	1,996.65	1,996.65
2/1/2021 Interest Received	668.84	UBS Bank 3.15% due 5/30/23	1.000	668.84	668.84
2/1/2021 Interest Received	2,370.00	Victor Valley, CA 1.896% due 8/01/21	1.000	2,370.00	2,370.00
2/1/2021 Interest Received	6,625.00	Vista, CA 5.0% due 8/01/23	1.000	6,625.00	6,625.00
2/2/2021	0.11	Federated Govt Oblig Fund	1.000	0.11	0.11

Interest Received		0.01% floating 7 day			
2/2/2021 Transfer	191,971.46	From Wells Fargo Checking to Bank of New York Mellon	1.000	191,971.46	191,971.46
2/4/2021 Bond Purchased	240,000.00	Dixon, CA USD 0.953% due 8/01/25	1.016	243,748.80 -	243,748.80
2/8/2021 Interest Received	552.05	Allegiance Bank 2.6% due 2/07/23	1.000	552.05	552.05
2/8/2021 Interest Received	3,000.00	IBM CR Corp 3.0% due 2/06/23	1.000	3,000.00	3,000.00
2/8/2021 Bond Purchased	250,000.00	Bank of New York/Mellon 0.75% due 1/28/26	1.006	251,500.00 52.08	251,500.00
2/8/2021 Bond Purchased	300,000.00	Baylor Scott & White 0.827% due 11/15/25	1.008	302,400.00 117.16	302,400.00
2/11/2021 Interest Received	1,650.00	PACCAR 1.65% due 8/11/21	1.000	1,650.00	1,650.00
2/11/2021 Interest Received	4,472.22	Pomona, CA 4.0% due 8/01/25	1.000	4,472.22	4,472.22
2/15/2021 Interest Received	636.99	Mountain America FCU 3.0% due 3/27/23	1.000	636.99	636.99
2/16/2021 Interest Received	585.00	LISP 1.0% due 11/15/25	1.000	585.00	585.00
2/17/2021 Interest Received	433.15	First Technology FCU 3.4% due 8/17/23	1.000	433.15	433.15
2/18/2021 Interest Received	414.04	Wells Fargo 1.95% due 10/18/24	1.000	414.04	414.04
2/24/2021 Interest Received	1,159.45	Synchrony Bank 2.3% due 2/24/22	1.000	1,159.45	1,159.45
2/25/2021 Transfer	293,561.37	From Wells Fargo Checking to Bank of New York Mellon	1.000	293,561.37	293,561.37
2/26/2021 Bond Purchased	250,000.00	Amazon.com Inc. 5.2% due 12/03/25	1.200	299,915.00 2,997.22	299,915.00

Local Agency Investment Fund

2/2/2021 Transfer	250,000.00	To Wells Fargo Checking from Local Agency Inv Fund	1.000	250,000.00	250,000.00
2/4/2021 Transfer	600,000.00	To Wells Fargo Checking from Local Agency Inv Fund	1.000	600,000.00	600,000.00
2/17/2021 Transfer	50,000.00	To Wells Fargo Checking from Local Agency Inv Fund	1.000	50,000.00	50,000.00
2/25/2021 Transfer	650,000.00	From Wells Fargo Checking to Local Agency Inv Fund	1.000	650,000.00	650,000.00