



Staff Report February 13, 2018

TO: Honorable Mayor and Members of the Town Council
FROM: Roger Carroll, Finance Director
DATE: February 2, 2018
RE: Monthly Statement of Activity

Recommendation

Receive and file.

Issue Statement and Discussion

Each month, as soon after the previous month end as possible, the Finance Director reconciles the bank accounts and produces the monthly Statement of Activity. Because the reports are produced on or near the first day of the subsequent month, they are essentially on a cash basis – no adjustments have been made to record revenues or expenses that have not yet been received or paid, but which relate the reporting month.

Here is a description of what each page reports:

Page 1: This report summarizes the revenues and expenses of all funds, with similar funds grouped together.

Page 2: This report breaks down the General Fund balance into designated categories.

Page 3: This report shows the summarized revenues and expenses of the individual funds within the Transportation, Development Fee and Maintenance District fund groups.

Page 4: This details the summarized revenues and expenses flow through the Town to other agencies.

Page 5: This shows the revenues of the General Fund. Year-to-date revenues are compared to the current year's budget and to the prior year-to-date's balances.

Page 6: This shows the expenditures of the General Fund, summarized by department. Year-to-date expenditures are compared to the current year's budget and to the prior year-to-date's balances.

CEQA Requirements

There are no CEQA issues.

Financial and/or Policy Implications

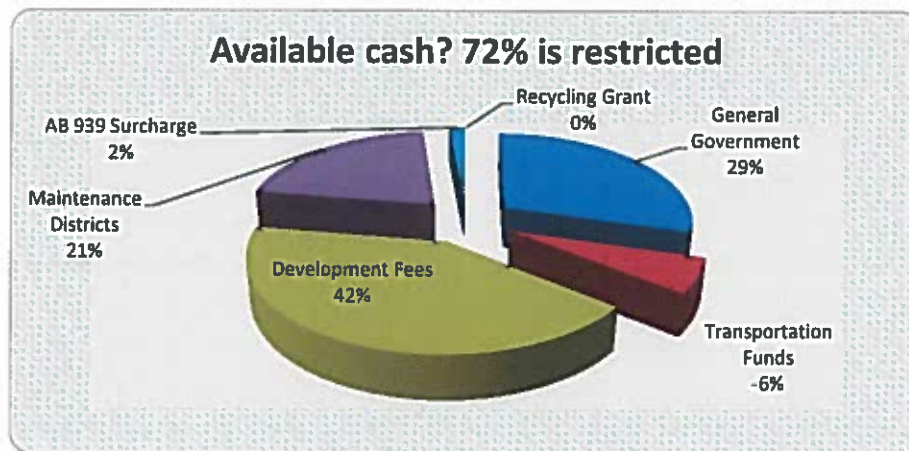
This report complies with the State Municipal Code.

Attachments

A. January 2018 Statement of Activity

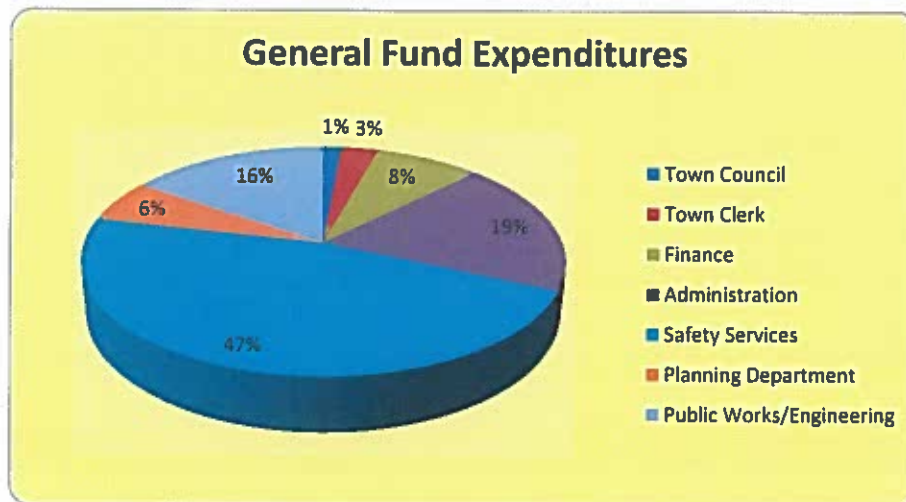
Town of Loomis
Statement of Activity
For the Seven Months Ended January 31, 2018

General Fund	Fund Balance as of 7/01/17	Revenue	Expenditures	Fund Balance as of 1/31/18	Transfers		Adjusted Fund Balance
					In	Out	
General Government	\$ 82,562	\$ 709,240	\$ 514,953	\$ 276,849	\$ -	\$ -	\$ 276,849
Planning	12,935	133,422	96,873	49,484	-	-	49,484
Public Works	49,330	353,738	256,836	146,232	-	-	146,232
Safety Services	-	1,056,587	767,149	289,438	-	-	289,438
General Operations Reserve	200,000	-	-	200,000	-	-	200,000
Sub-total	\$ 344,827	\$ 2,252,987	\$ 1,635,811	\$ 962,003	\$ -	\$ -	\$ 962,003
General Capital and Investments							
General Government	\$ 1,285,254	\$ -	\$ -	\$ 1,285,254	\$ -	\$ -	\$ 1,285,254
Planning	-	-	-	-	-	-	-
Public Works	1,980,771	-	-	1,980,771	-	-	1,980,771
Multi Modal Facility	-	-	-	-	-	-	-
General Investment	100,000	-	-	100,000	-	-	100,000
Total General Fund	\$ 305,078	\$ 2,252,987	\$ 1,635,811	\$ 4,328,028	\$ -	\$ -	\$ 4,328,028
Restricted Funds							
Transportation Funds	\$ 164,934	\$ 1,263,496	\$ 2,317,156	\$ (888,726)	\$ -	\$ -	\$ (888,726)
Development Fees	5,891,513	276,673	4,874	6,163,312	-	-	6,163,312
Maintenance Districts	3,020,857	81,428	12,829	3,089,456	-	-	3,089,456
Supplemental Law Enforcement	78,643	92,228	50,000	120,871	-	-	120,871
AB 939 Surcharge	217,398	7,146	800	223,744	-	-	223,744
Recycling Grant	2,452	-	24	2,428	-	-	2,428
Total Restricted Funds	\$ 9,375,797	\$ 1,720,971	\$ 2,385,683	\$ 8,711,085	\$ -	\$ -	\$ 8,711,085
Other Funds							
Revolving Funds	\$ 895,242	\$ 25,442	\$ 35,010	\$ 885,674	\$ -	\$ -	\$ 885,674
Master Plan expenses recoverable	(30,706)	128	-	(30,578)	-	-	(30,578)
	864,536	25,570	35,010	855,096	-	-	855,096
Total All Funds	\$ 10,545,411	\$ 3,999,528	\$ 4,056,504	\$ 13,894,209	\$ -	\$ -	\$ 13,894,209



Town of Loomis
Statement of Activity
For the Seven Months Ended January 31, 2018

General Fund	Fund Balance as of 7/01/17	Revenue	Expenditures	Fund Balance as of 1/31/18	Transfers		Adjusted Fund Balance
					In	Out	
General Government							
Town Council	\$ 7,632	32,109	23,313	16,428			16,428
Town Clerk	7,700	64,782	47,036	25,446			25,446
Finance	21,449	185,980	135,033	72,396			72,396
Administration	45,781	426,369	309,571	162,579			162,579
Total General Government	82,562	709,240	514,953	276,849	-	-	276,849
Planning and Building							
Planning Department	12,935	133,422	96,873	49,484			49,484
Total Planning and Building	12,935	133,422	96,873	49,484	-	-	49,484
Public Works							
Public Works/Engineering	49,330	353,738	256,836	146,232			146,232
Total Public Works	49,330	353,738	256,836	146,232	-	-	146,232
Safety Services	-	1,056,587	767,149	289,438	-	-	289,438
General Operations Reserve	200,000	-	-	200,000	-	-	200,000
Sub-total	344,827	2,252,987	1,635,811	962,003	-	-	962,003
General Capital and Investments							
General Government	173,711			173,711			173,711
General Fund Operating Reserves	1,111,543			1,111,543			1,111,543
Capital Projects	1,980,771			1,980,771			1,980,771
General Investment	100,000			100,000			100,000
Total General Fund	3,710,852	2,252,987	1,635,811	4,328,028	-	-	4,328,028



Town of Loomis
Statement of Activity
For the Seven Months Ended January 31, 2018

Transportation Funds	Fund Balance	Revenue	Expenditures	Fund Balance	Transfers		Adjusted
	as of 7/01/17			as of 1/31/18	In	Out	
Gas Tax 2106	14,186	17,266	12,825	18,627			18,627
Gas Tax 2107	29,495	28,786	19,237	39,044			39,044
Gas Tax 2107.5	4,193	1,988		6,181			6,181
Gas Tax 2105	26,061	21,908	14,107	33,862			33,862
Gas Tax 2103	7,726	17,803	12,825	12,704			12,704
Streets and Roads	83,473	1,175,745	2,258,123	(998,905)			(998,905)
Transit	(200)	-	39	(239)			(239)
Bike Lane	-	-	-	-			-
	<u>164,934</u>	<u>1,263,496</u>	<u>2,317,156</u>	<u>(888,726)</u>	-	-	<u>(888,726)</u>

Development Fee Funds

Park Fee	228,595	17,460		246,055			246,055
Open Space/Passive parks	258,728	10,030		268,758			268,758
Park Development	176,501	21,042		197,543			197,543
Drainage	246,492	9,709		256,201			256,201
Low Income Principal	74,677	2,250		76,927			76,927
Low Income Interest	201,398		277	201,121			201,121
CDBG Loans Repaid	189,230		4,082	185,148			185,148
Revolving Loan Fund	2,549		2	2,547			2,547
Road Circulation	402,125	100,444		502,569			502,569
Interchange	2,258,661	55,863		2,314,524			2,314,524
Sierra College Blvd	592,925	30,675		623,600			623,600
SCB Settlement	182,856		173	182,683			182,683
Rocklin Crossing	254,814		241	254,573			254,573
Rocklin Commons	104,680		99	104,581			104,581
Community Facilities	717,282	29,200		746,482			746,482
	<u>5,891,513</u>	<u>276,673</u>	<u>4,874</u>	<u>6,163,312</u>	-	-	<u>6,163,312</u>

Maintenance Districts

Tree Fund	347,360		329	347,031			347,031
Hunters Crossing	283,671	4,169	507	287,333			287,333
Loomis Maint 1	4,958	270	5	5,223			5,223
Loomis Maint 2	27,664	540	10	28,194			28,194
Heather Heights	342,960	4,359	91	347,228			347,228
Sunrise Loomis	250,745	4,187	69	254,863			254,863
Live Oak	125,404	5,738	99	131,043			131,043
Loomis Acres	176,463	2,580	50	178,993			178,993
Hunters Crossing 2	99,267	1,603	338	100,532			100,532
King Road Village	166,054	4,145	1,770	168,429			168,429
Saunders Avenue	22,071	507	10	22,568			22,568
Rachel Estates	262,707	5,895	440	268,162			268,162
No Name Lane	3,000			3,000			3,000
Sherwood Estates	118,450	3,651	68	122,033			122,033
Heritage Park Estates 1	265,800	9,495	177	275,118			275,118
Hunter Oaks	220,801	12,305	7,558	225,548			225,548
Sierra de Monserat	303,482	21,984	1,308	324,158			324,158
	<u>3,020,857</u>	<u>81,428</u>	<u>12,829</u>	<u>3,089,456</u>	-	-	<u>3,089,456</u>

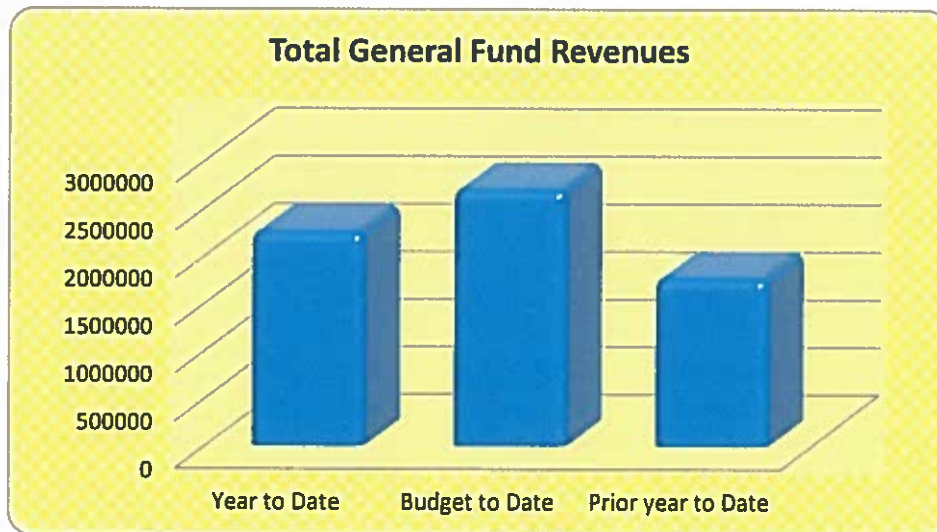
Town of Loomis
Statement of Activity
For the Seven Months Ended January 31, 2018

Revolving Funds	Fund Balance as of 7/01/17	Revenue	Expenditures	Fund Balance as of 1/31/18	Transfers		Adjusted Fund Balance
					In	Out	
Revolving (Development Agreements)	877,482	2,181	2,063	877,600			877,600
County Facility Development fee	16,531	18,230	17,861	16,900			16,900
Dry Creek Watershed District	1,229	5,031	15,086	(8,826)			(8,826)
	<u>895,242</u>	<u>25,442</u>	<u>35,010</u>	<u>885,674</u>	-	-	<u>885,674</u>
Miscellaneous other Funds							
Westside Specific Plan	1,137			1,137			1,137
Master Plan	(31,843)	128		(31,715)			(31,715)
	<u>(30,706)</u>	<u>128</u>	<u>-</u>	<u>(30,578)</u>	-	-	<u>(30,578)</u>

Town of Loomis
 Revenues - General Fund
 For the Seven Months Ended January 31, 2018

Revenues	Actual as of 1/31/18	Budget as of 1/31/18	Variance	Actual as of 1/31/17	Current vs. Prior Year	Total Budget
Property Taxes - secured	598,412	624,167	(25,755)	558,181	40,231	1,070,000
Property Taxes - unsecured	23,123	17,500	5,623	25,157	(2,034)	30,000
Property Taxes - supplemental	9,339	8,750	589	9,564	(225)	15,000
Homeowner property tax relief	4,263	4,958	(695)	4,168	95	8,500
Sales Taxes	723,201	700,000	23,201	638,311	84,890	1,200,000
Transaction Taxes	267,841	175,000	92,841	-	267,841	300,000
Real Property Transfer Tax	23,248	23,333	(85)	29,762	(6,514)	40,000
Transient Occupancy Tax	3,967	5,833	(1,866)	3,277	690	10,000
Franchises	77,939	155,167	(77,228)	74,887	3,052	266,000
Business Licenses	19,123	13,417	5,706	17,794	1,329	23,000
Permits	140,409	70,000	70,409	83,374	57,035	120,000
Fees	9,748	14,000	(4,252)	20,824	(11,076)	24,000
Motor Vehicle in Lieu (DMV)	1,143	1,633	(490)	2,998	(1,855)	2,800
Property tax in lieu of Motor in Lieu	328,165	364,583	(36,418)	306,206	21,959	625,000
Interest	52,175	52,500	(325)	43,861	8,314	90,000
Market adjustments	(51,666)	11,667	(63,333)	(68,422)	16,756	20,000
Traffic fines	1,592	1,750	(158)	1,096	496	3,000
Rents	18,966	16,333	2,633	19,129	(163)	28,000
Miscellaneous	1,999	2,917	(918)	707	1,292	5,000
Prior year reserves		438,689	(438,689)		-	752,038
	2,252,987	2,702,197	(449,210)	1,770,874	482,113	4,632,338

The "Budget as of" column represents the amount of budget to date as if the budget was used evenly over time.



Town of Loomis
 Expenditures - General Fund
 For the Seven Months Ended January 31, 2018

Expenditures	Actual as of 1/31/18	Budget as of 1/31/18	Variance	Actual as of 1/31/17	Current vs. Prior Year	Total Budget
Town Council	23,313	31,033	7,720	27,508	4,195	53,200
Town Clerk	47,036	45,442	(1,594)	52,036	5,000	77,900
Finance	135,033	132,300	(2,733)	134,469	(564)	226,800
Administration	309,571	318,617	9,046	257,084	(52,487)	546,200
Planning	96,873	248,383	151,510	110,002	13,129	425,800
Community Services	96,667	167,825	71,158	33,141	(63,526)	287,700
Economic Development	8,956	4,579	(4,377)	36,527	27,571	7,850
Safety	767,149	903,478	136,329	746,366	(20,783)	1,548,820
Public Works	256,836	373,993	117,157	307,555	50,719	641,130
Non-Departmental	-	438,689	438,689	200,870	200,870	752,038
	1,741,434	2,664,339	922,905	1,905,558	164,124	4,567,438

The "Budget as of" column represents the amount of budget to date as if the budget was used evenly over time.

