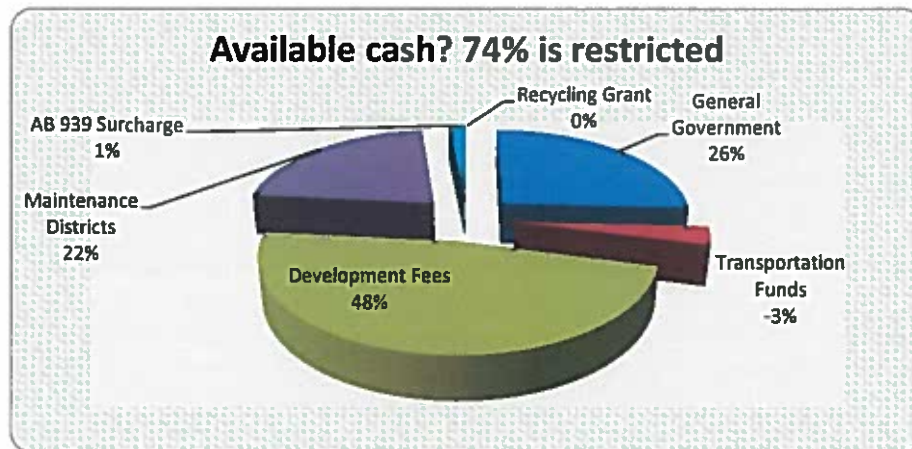


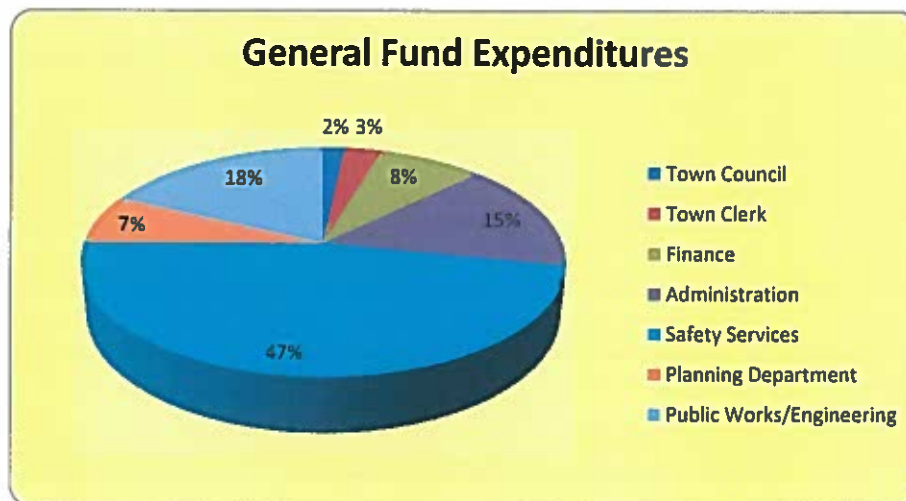
Town of Loomis
Statement of Activity
For the Seven Months Ended January 31, 2017

General Fund	Fund Balance	Revenue	Expenditures	Fund Balance	Transfers		Adjusted Fund Balance
	as of 7/01/16			as of 1/31/17	In	Out	
General Government	\$ 82,562	\$ 552,767	\$ 444,682	\$ 190,647	\$ -	\$ -	\$ 190,647
Planning	12,935	134,927	108,544	39,318	-	-	39,318
Public Works	49,330	357,194	287,350	119,174	-	-	119,174
Safety Services	-	926,856	745,623	181,233	-	-	181,233
General Operations Reserve	290,000	-	-	290,000	-	-	290,000
Sub-total	\$ 434,827	\$ 1,971,744	\$ 1,586,199	\$ 820,372	\$ -	\$ -	\$ 820,372
General Capital and Investments							
General Government	\$ 1,010,678	\$ -	\$ -	\$ 1,010,678	\$ -	\$ -	\$ 1,010,678
Planning	-	-	-	-	-	-	-
Public Works	1,277,472	-	-	1,277,472	-	200,870	1,076,602
Multi Modal Facility	-	-	-	-	-	-	-
General Investment	500,000	-	-	500,000	-	-	500,000
Total General Fund	\$ 305,078	\$ 1,971,744	\$ 1,586,199	\$ 3,608,522	\$ -	\$ 200,870	\$ 3,407,652
Restricted Funds							
Transportation Funds	\$ 9,769	\$ 92,367	\$ 731,027	\$ (628,891)	\$ 224,559	\$ 23,627	\$ (427,959)
Development Fees	6,266,158	47,747	10,417	6,303,488	-	-	6,303,488
Maintenance Districts	2,830,557	67,658	10,502	2,887,713	-	-	2,887,713
Supplemental Law Enforcement	16,152	78,680	50,000	44,832	-	-	44,832
AB 939 Surcharge	213,614	5,708	8,967	210,355	-	-	210,355
Recycling Grant	2,452	(163)	-	2,289	-	-	2,289
Total Restricted Funds	\$ 9,338,703	\$ 291,997	\$ 810,913	\$ 8,819,787	\$ 224,559	\$ 23,627	\$ 9,020,719
Other Funds							
Revolving Funds	\$ 18,902	\$ 20,451	\$ 19,151	\$ 20,202	\$ -	\$ -	\$ 20,202
Master Plan expenses recoverable	(30,598)	(109)	-	(30,707)	-	-	(30,707)
	(11,696)	20,342	19,151	(10,505)	-	-	(10,505)
Total All Funds	\$ 9,632,085	\$ 2,284,083	\$ 2,416,263	\$ 12,417,804	\$ 224,559	\$ 224,497	\$ 12,417,866



Town of Loomis
Statement of Activity
For the Seven Months Ended January 31, 2017

General Fund	Fund Balance as of 7/01/16	Revenue	Expenditures	Fund Balance as of 1/31/17	Transfers In	Out	Adjusted Fund Balance
General Government							
Town Council	\$ 7,632	33,569	27,005	14,196			14,196
Town Clerk	7,700	55,859	44,937	18,622			18,622
Finance	21,449	163,159	131,256	53,352			53,352
Administration	45,781	300,180	241,484	104,477			104,477
Total General Government	82,562	552,767	444,682	190,647	-	-	190,647
Planning and Building							
Planning Department	12,935	134,927	108,544	39,318			39,318
Total Planning and Building	12,935	134,927	108,544	39,318	-	-	39,318
Public Works							
Public Works/Engineering	49,330	357,194	287,350	119,174			119,174
Total Public Works	49,330	357,194	287,350	119,174	-	-	119,174
Safety Services	-	926,856	745,623	181,233	-	-	181,233
General Operations Reserve	290,000	-	-	290,000	-	-	290,000
Sub-total	434,827	1,971,744	1,586,199	820,372	-	-	820,372
General Capital and Investments							
General Government	199,135			199,135			199,135
General Fund Operating Reserves	811,543			811,543			811,543
Capital Projects	1,277,472			1,277,472		200,870	1,076,602
General Investment	500,000			500,000			500,000
Total General Fund	3,222,977	1,971,744	1,586,199	3,608,522	-	200,870	3,407,652



Town of Loomis
Statement of Activity
For the Seven Months Ended January 31, 2017

Transportation Funds	Fund Balance	Revenue	Expenditures	Fund Balance	Transfers		Adjusted Fund Balance
	as of 7/01/16			as of 1/31/17	In	Out	
Gas Tax 2106	4,229	17,070	11,579	9,720			9,720
Gas Tax 2107	10,758	26,774	17,368	20,164			20,164
Gas Tax 2107.5	2,144	1,994		4,138			4,138
Gas Tax 2105	9,626	21,784	12,736	18,674			18,674
Gas Tax 2103	9,235	12,662	11,578	10,319			10,319
Streets and Roads	(50,391)	12,330	677,751	(715,812)	224,559		(491,253)
Transit	527	(247)		280			280
Bike Lane	23,642		15	23,627		23,627	(0)
	<u>9,769</u>	<u>92,367</u>	<u>731,027</u>	<u>(628,891)</u>	<u>224,559</u>	<u>23,627</u>	<u>(427,959)</u>

Development Fee Funds

Park Fee	199,947	13,190		213,137			213,137
Open Space/Passive parks	239,437	6,859		246,296			246,296
Park Development	143,443	17,204		160,647			160,647
Drainage	235,309	2,255		237,564			237,564
Low Income Principal	69,427	3,000		72,427			72,427
Low Income Interest	195,665	(1,728)		193,937			193,937
CDBG Loans Repaid	196,774	(1,268)	10,417	185,089			185,089
Revolving Loan Fund	2,495	(16)		2,479			2,479
Road Circulation	818,144	6,782		824,926			824,926
Interchange	2,197,337	(5,921)		2,191,416			2,191,416
Sierra College Blvd	534,623	1,076		535,699			535,699
SCB Settlement	179,564	(1,180)		178,384			178,384
Rocklin Crossing	249,478	(1,640)		247,838			247,838
Rocklin Commons	102,488	(674)		101,814			101,814
Community Facilities	902,027	9,808		911,835			911,835
	<u>6,266,158</u>	<u>47,747</u>	<u>10,417</u>	<u>6,303,488</u>	<u>-</u>	<u>-</u>	<u>6,303,488</u>

Maintenance Districts

Tree Fund	335,485	2,431		337,916			337,916
Hunters Crossing	270,971	2,733	344	273,360			273,360
Loomis Maint 1	9,002	188	5	9,185			9,185
Loomis Maint 2	26,080	395	10	26,465			26,465
Heather Heights	327,198	2,534	88	329,644			329,644
Sunrise Loomis	238,956	2,319	67	241,208			241,208
Live Oak	113,361	4,947	96	118,212			118,212
Loomis Acres	167,892	1,646	50	169,488			169,488
Hunters Crossing 2	94,482	1,075	194	95,363			95,363
King Road Village	157,744	3,251	1,620	159,375			159,375
Saunders Avenue	20,672	392	10	21,054			21,054
Rachel Estates	247,204	4,336	437	251,103			251,103
No Name Lane	3,000			3,000			3,000
Sherwood Estates	109,500	2,933	66	112,367			112,367
Heritage Park Estates 1	243,477	7,860	172	251,165			251,165
Hunter Oaks	204,234	10,728	5,998	208,964			208,964
Sierra de Monserrat	261,300	19,890	1,345	279,845			279,845
	<u>2,830,557</u>	<u>67,658</u>	<u>10,502</u>	<u>2,887,713</u>	<u>-</u>	<u>-</u>	<u>2,887,713</u>

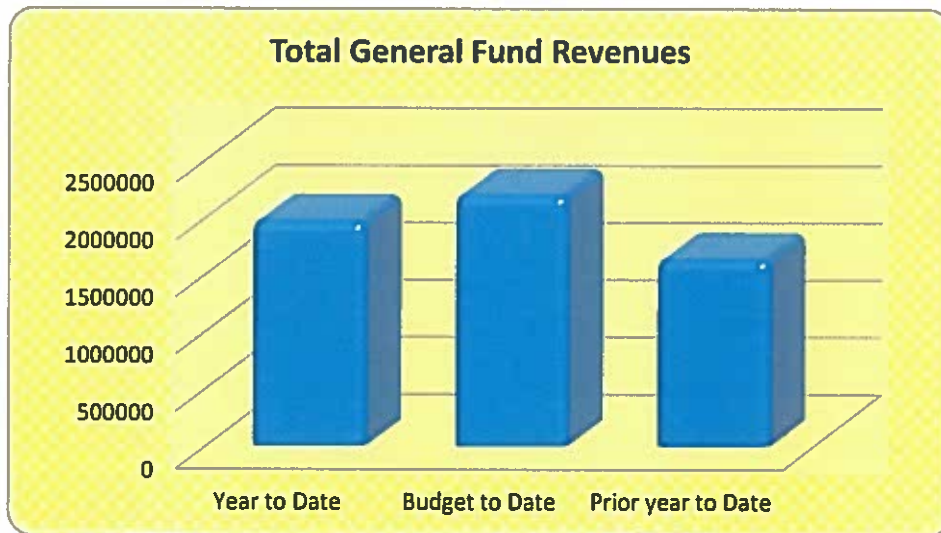
Town of Loomis
Statement of Activity
For the Seven Months Ended January 31, 2017

Revolving Funds	Fund Balance as of 7/01/16	Revenue	Expenditures	Fund Balance as of 1/31/17	Transfers In	Out	Adjusted Fund Balance
Revolving (Development Agreements)	(9,293)	1,188	1,106	(9,211)			(9,211)
County Facility Development fee	28,195	17,397	16,179	29,413			29,413
Dry Creek Watershed District	-	1,866	1,866	-			-
	<u>18,902</u>	<u>20,451</u>	<u>19,151</u>	<u>20,202</u>	-	-	<u>20,202</u>
Miscellaneous other Funds							
Westside Specific Plan	1,137			1,137			1,137
Master Plan	(31,735)	(109)		(31,844)			(31,844)
	<u>(30,598)</u>	<u>(109)</u>	<u>-</u>	<u>(30,707)</u>	-	-	<u>(30,707)</u>

Town of Loomis
 Revenues - General Fund
 For the Seven Months Ended January 31, 2017

Revenues	Actual as of 1/3/17	Budget as of 1/3/17	Variance	Actual as of 1/31/16	Current vs. Prior Year	Total Budget
Property Taxes - secured	558,181	577,500	(19,319)	526,673	31,508	990,000
Property Taxes - unsecured	25,157	11,667	13,490	21,561	3,596	20,000
Property Taxes - supplemental	9,564	8,750	814	9,156	408	15,000
Homeowner property tax relief	4,168	4,958	(790)	4,123	45	8,500
Sales Taxes	638,311	583,333	54,978	425,624	212,687	1,000,000
Property taxes in lieu of Sales tax		-	-		-	-
Real Property Transfer Tax	29,762	23,333	6,429	22,353	7,409	40,000
Transient Occupancy Tax	3,277	5,833	(2,556)	4,384	(1,107)	10,000
Franchises	74,887	149,917	(75,030)	73,588	1,299	257,000
Business Licenses	17,794	14,583	3,211	9,405	8,389	25,000
Permits	83,374	110,250	(26,876)	157,223	(73,849)	189,000
Fees	20,533	14,000	6,533	18,366	2,167	24,000
Motor Vehicle in Lieu (DMV)	2,998	-	2,998	2,672	326	-
Property tax in lieu of Motor in Lieu	306,206	303,333	2,873	288,807	17,399	520,000
Interest	43,861	49,583	(5,722)	35,939	7,922	85,000
Market adjustments	(68,422)	-	(68,422)	17,937	(86,359)	-
Traffic fines	1,096	4,083	(2,987)	1,181	(85)	7,000
Rents	19,129	16,422	2,707	19,256	(127)	28,152
Miscellaneous	998	14,583	(13,585)	4,021	(3,023)	25,000
Prior year reserves	200,870	309,167	(108,297)		200,870	530,000
	1,971,744	2,201,297	(229,553)	1,642,269	329,475	3,773,652

The "Budget as of" column represents the amount of budget to date as if the budget was used evenly over time.



Town of Loomis
 Expenditures - General Fund
 For the Seven Months Ended January 31, 2017

Expenditures	Actual as of 1/3/17	Budget as of 1/3/17	Variance	Actual as of 1/31/16	Current vs. Prior Year	Total Budget
Town Council	27,005	42,700	15,695	46,754	19,749	73,200
Town Clerk	44,937	47,192	2,255	44,434	(503)	80,900
Finance	131,256	126,394	(4,862)	135,130	3,874	216,675
Administration	241,484	276,500	35,016	296,003	54,519	474,000
Planning	108,544	136,442	27,898	74,891	(33,653)	233,900
Community Services	11,004	13,417	2,413	11,664	660	23,000
Economic Development	35,493	39,579	4,086	8,471	(27,022)	67,850
Safety	745,623	877,307	131,684	743,070	(2,553)	1,503,955
Public Works	287,350	373,532	86,182	286,570	(780)	640,340
Non-Departmental	200,870	265,417	64,547		(200,870)	455,000
	1,833,566	2,198,478	364,912	1,646,987	(186,579)	3,768,820

The "Budget as of" column represents the amount of budget to date as if the budget was used evenly over time.

