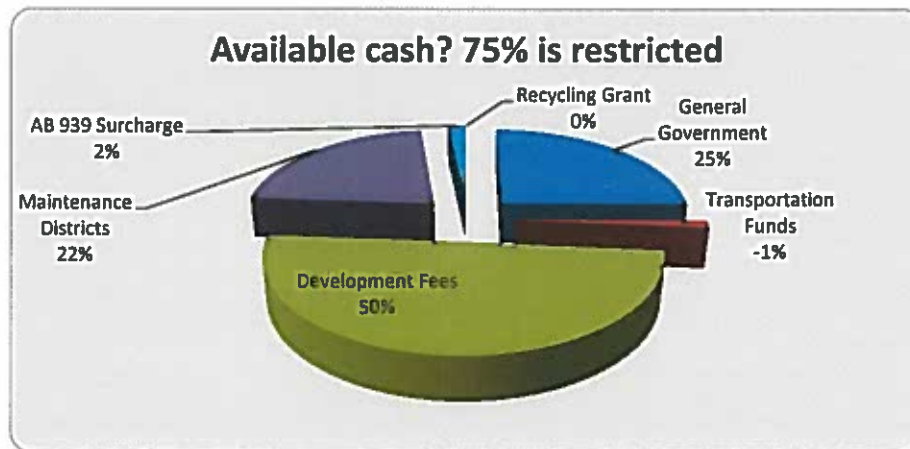


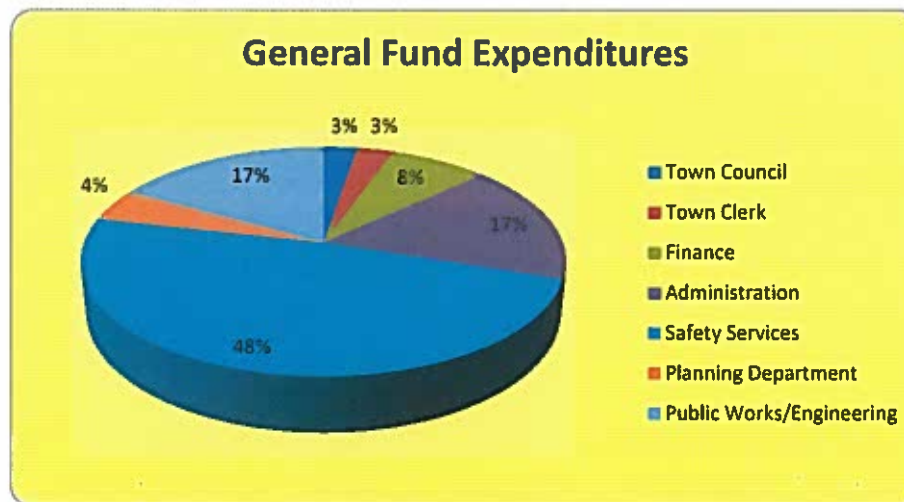
Town of Loomis
 Statement of Activity
 For the Ten Months Ended April 30, 2016

General Fund	Fund Balance as of 7/01/15	Revenue	Expenditures	Fund Balance as of 4/30/16	Transfers In	Out	Adjusted Fund Balance
General Government	\$ -	\$ 642,469	\$ 685,754	\$ (43,285)	\$ -	\$ -	\$ (43,285)
Planning	-	98,035	104,640	(6,605)	-	-	(6,605)
Public Works	-	362,841	387,286	(24,445)	-	-	(24,445)
Safety Services	-	1,034,768	1,104,483	(69,715)	-	-	(69,715)
General Operations Reserve	290,000	-	-	290,000	-	-	290,000
Sub-total	\$ 290,000	\$ 2,138,113	\$ 2,282,163	\$ 145,950	\$ -	\$ -	\$ 145,950
General Capital and Investments							
General Government	\$ 1,530,080	\$ -	\$ -	\$ 1,530,080	\$ -	\$ -	\$ 1,530,080
Planning	-	-	-	-	-	-	-
Public Works	977,472	-	-	977,472	-	-	977,472
Multi Modal Facility	-	-	-	-	-	-	-
General Investment	500,000	-	-	500,000	-	-	500,000
Total General Fund	\$ 305,078	\$ 2,138,113	\$ 2,282,163	\$ 3,153,502	\$ -	\$ -	\$ 3,153,502
Restricted Funds							
Transportation Funds	\$ 50,489	\$ 147,662	\$ 353,398	\$ (155,247)	\$ -	\$ -	\$ (155,247)
Development Fees	5,747,855	509,491	-	6,257,346	-	-	6,257,346
Maintenance Districts	2,647,587	145,542	12,556	2,780,573	-	-	2,780,573
Supplemental Law Enforcement	-	99,143	75,000	24,143	-	-	24,143
AB 939 Surcharge	213,614	16,289	13,267	216,636	-	-	216,636
Recycling Grant	-	5,609	3,363	2,246	-	-	2,246
Total Restricted Funds	\$ 8,659,544	\$ 923,736	\$ 457,584	\$ 9,125,696	\$ -	\$ -	\$ 9,125,696
Other Funds							
Revolving Funds	\$ 83,036	\$ 61,654	\$ 45,113	\$ 99,577	\$ -	\$ -	\$ 99,577
Master Plan expenses recoverable	(30,881)	210	-	(30,671)	-	-	(30,671)
	52,155	61,864	45,113	68,906	-	-	68,906
Total All Funds	\$ 9,016,778	\$ 3,123,713	\$ 2,784,860	\$ 12,348,105	\$ -	\$ -	\$ 12,348,105



Town of Loomis
Statement of Activity
For the Ten Months Ended April 30, 2016

General Fund	Fund Balance as of 7/01/15	Revenue	Expenditures	Fund Balance as of 4/30/16	Transfers In	Out	Adjusted Fund Balance
General Government							
Town Council		56,707	60,528	(3,821)			(3,821)
Town Clerk		60,075	64,122	(4,047)			(4,047)
Finance		165,740	176,906	(11,166)			(11,166)
Administration		359,947	384,198	(24,251)			(24,251)
Total General Government	-	642,469	685,754	(43,285)	-	-	(43,285)
Planning and Building							
Planning Department	-	98,035	104,640	(6,605)			(6,605)
Total Planning and Building	-	98,035	104,640	(6,605)	-	-	(6,605)
Public Works							
Public Works/Engineering		362,841	387,286	(24,445)			(24,445)
Total Public Works	-	362,841	387,286	(24,445)	-	-	(24,445)
Safety Services	-	1,034,768	1,104,483	(69,715)	-	-	(69,715)
General Operations Reserve	290,000	-	-	290,000	-	-	290,000
Sub-total	290,000	2,138,113	2,282,163	145,950	-	-	145,950
General Capital and Investments							
General Government	418,537			418,537			418,537
General Fund Operating Reserves	1,111,543			1,111,543			1,111,543
Capital Projects	977,472			977,472			977,472
General Investment	500,000			500,000			500,000
Total General Fund	3,297,552	2,138,113	2,282,163	3,153,502	-	-	3,153,502



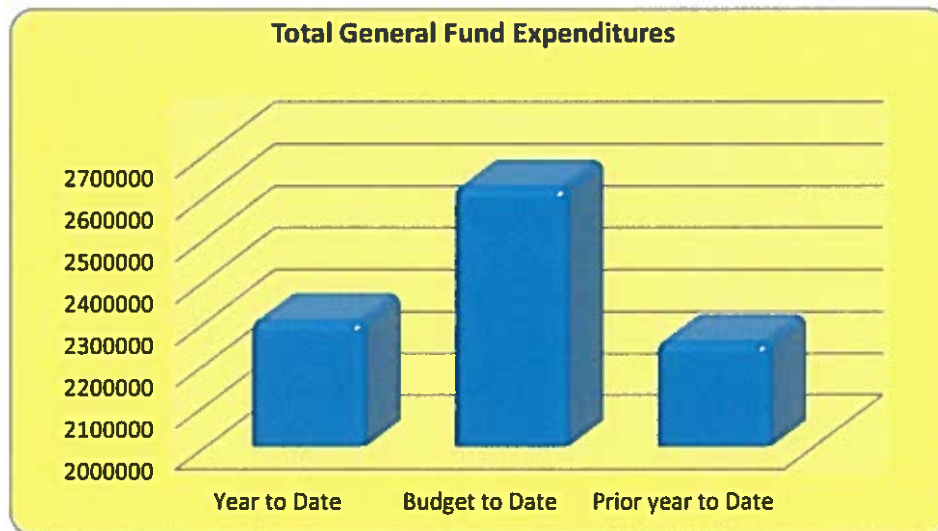
Town of Loomis
Statement of Activity
For the Ten Months Ended April 30, 2016

Revolving Funds	Fund Balance as of 7/01/15	Revenue	Expenditures	Fund Balance as of 4/30/16	Transfers In	Out	Adjusted Fund Balance
Revolving (Development Agreements)	56,598	2,536	1,895	57,239			57,239
County Facility Development fee	12,181	51,974	37,437	26,718			26,718
Dry Creek Watershed District	14,257	7,144	5,781	15,620			15,620
	<u>83,036</u>	<u>61,654</u>	<u>45,113</u>	<u>99,577</u>	-	-	<u>99,577</u>
Miscellaneous other Funds							
Westside Specific Plan	1,137			1,137			1,137
Master Plan	(32,018)	210		(31,808)			(31,808)
	<u>(30,881)</u>	<u>210</u>	<u>-</u>	<u>(30,671)</u>	-	-	<u>(30,671)</u>

Town of Loomis
 Expenditures - General Fund
 For the Ten Months Ended April 30, 2016

Expenditures	Actual as of 4/30/16	Budget as of 4/30/16	Variance	Actual as of 4/30/15	Current vs. Prior Year	Total Budget
Town Council	60,528	48,500	(12,028)	45,893	(14,635)	58,200
Town Clerk	64,122	58,750	(5,372)	61,256	(2,866)	70,500
Finance	176,906	181,417	4,511	164,411	(12,495)	207,500
Administration	384,198	391,667	7,469	384,835	637	470,000
Planning	104,640	138,750	34,110	79,547	(25,093)	166,500
Community Services	14,106	17,500	3,394	11,059	(3,047)	21,000
Economic Development	8,471	59,625	51,154	1,550	(6,921)	71,550
Safety	1,104,483	1,220,353	115,870	1,094,838	(9,645)	1,464,424
Public Works	387,286	411,875	24,589	411,223	23,937	494,250
Non-Departmental		95,544	95,544		-	114,653
	2,304,740	2,623,981	319,241	2,254,612	(50,128)	3,138,577

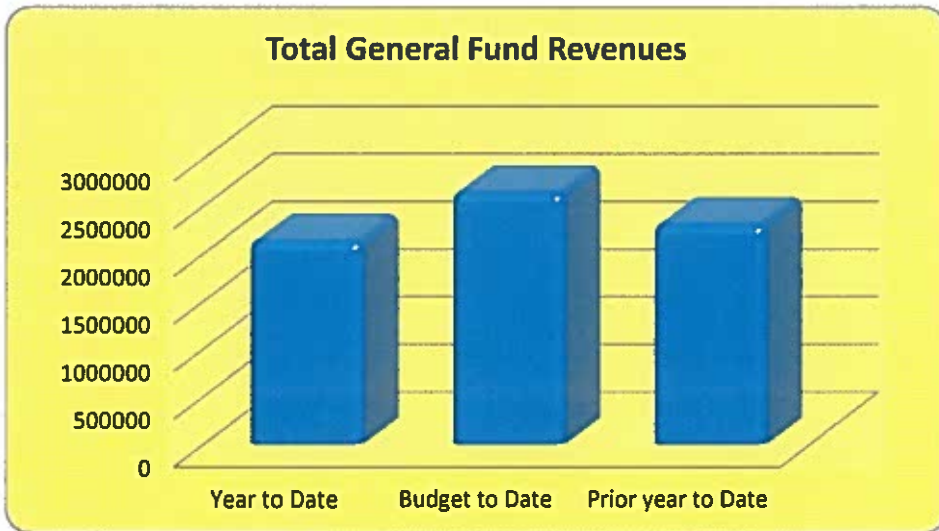
The "Budget as of" column represents the amount of budget to date as if the budget was used evenly over time.



Town of Loomis
 Revenues - General Fund
 For the Ten Months Ended April 30, 2016

Revenues	Actual as of 4/30/16	Budget as of 4/30/16	Variance	Actual as of 4/30/15	Current vs. Prior Year	Total Budget
Property Taxes - secured	526,670	716,667	(189,997)	472,299	54,371	860,000
Property Taxes - unsecured	21,624	16,667	4,957	19,686	1,938	20,000
Property Taxes - supplemental	9,170	12,500	(3,330)	7,750	1,420	15,000
Homeowner property tax relief	4,123	7,083	(2,960)	4,000	123	8,500
Sales Taxes	640,238	791,667	(151,429)	627,396	12,842	950,000
Property taxes in lieu of Sales tax		66,667	(66,667)	239,543	(239,543)	80,000
Real Property Transfer Tax	33,637	27,500	6,137	26,158	7,479	33,000
Transient Occupancy Tax	6,621	6,667	(46)	4,149	2,472	8,000
Franchises	204,238	209,583	(5,345)	200,650	3,588	251,500
Business Licenses	24,726	19,167	5,559	24,135	591	23,000
Permits	230,150	95,000	135,150	138,856	91,294	114,000
Fees	18,005	30,250	(12,245)	45,764	(27,759)	36,300
Motor Vehicle in Lieu (DMV)	2,672	-	2,672	2,763	(91)	-
Property tax in lieu of Motor in Lieu	288,807	433,333	(144,526)	258,346	30,461	520,000
Interest	77,513	70,833	6,680	60,202	17,311	85,000
Traffic fines	1,855	5,833	(3,978)	4,883	(3,028)	7,000
Rents	37,715	23,460	14,255	35,452	2,263	28,152
Miscellaneous	10,349	20,833	(10,484)	142,432	(132,083)	25,000
Prior year reserves		95,544	(95,544)		-	114,653
	2,138,113	2,649,254	(511,141)	2,314,464	(176,351)	3,179,105

The "Budget as of" column represents the amount of budget to date as if the budget was used evenly over time.



Town of Loomis
Statement of Activity
For the Ten Months Ended April 30, 2016

Transportation Funds	Fund Balance	Revenue	Expenditures	Fund Balance	Transfers		Adjusted
	as of 7/01/15			as of 4/30/16	In	Out	Fund Balance
Gas Tax 2106		22,132	21,202	930			930
Gas Tax 2107	-	35,523	31,578	3,945			3,945
Gas Tax 2107.5	-	2,126		2,126			2,126
Gas Tax 2105	-	27,837	23,157	4,680			4,680
Gas Tax 2103	-	27,287	21,052	6,235			6,235
Streets and Roads	0	8,728	256,409	(247,681)			(247,681)
Transit	16,794	383	-	17,177			17,177
Bike Lane	33,695	23,646		57,341			57,341
	<u>50,489</u>	<u>147,662</u>	<u>353,398</u>	<u>(155,247)</u>	-	-	<u>(155,247)</u>

Development Fee Funds

Park Fee	147,108	49,611		196,719			196,719
Open Space/Passive parks	206,261	31,801		238,062			238,062
Park Development	81,956	57,206		139,162			139,162
Drainage	206,261	19,140		225,401			225,401
Low Income Principal	57,427	11,250		68,677			68,677
Low Income Interest	190,529	6,200		196,729			196,729
CDBG Loans Repaid	192,854	4,794		197,648			197,648
Revolving Loan Fund	2,445	60		2,505			2,505
Road Circulation	733,399	84,123		817,522			817,522
Interchange	2,114,191	89,836		2,204,027			2,204,027
Sierra College Blvd	460,854	74,810		535,664			535,664
SCB Settlement	175,987	4,310		180,297			180,297
Rocklin Crossing	244,508	5,988		250,496			250,496
Rocklin Commons	100,446	2,460		102,906			102,906
Community Facilities	833,627	67,902		901,529			901,529
	<u>5,747,855</u>	<u>509,491</u>	-	<u>6,257,346</u>	-	-	<u>6,257,346</u>

Maintenance Districts

Tree Fund	328,801	8,054		336,855			336,855
Hunters Crossing	259,037	10,553	626	268,964			268,964
Loomis Maint 1	8,334	484	5	8,813			8,813
Loomis Maint 2	24,554	1,178	10	25,722			25,722
Heather Heights	312,405	12,308	86	324,627			324,627
Sunrise Loomis	227,785	9,445	66	237,164			237,164
Live Oak	101,884	7,907	94	109,697			109,697
Loomis Acres	159,668	6,706	50	166,324			166,324
Hunters Crossing 2	89,886	3,922	252	93,556			93,556
King Road Village	149,695	7,991	2,225	155,461			155,461
Saunders Avenue	19,323	1,010	10	20,323			20,323
Rachel Estates	232,483	11,621	576	243,528			243,528
No Name Lane	3,000			3,000			3,000
Sherwood Estates	100,975	6,110	65	107,020			107,020
Heritage Park Estates 1	222,196	14,862	168	236,890			236,890
Hunter Oaks	187,285	16,500	6,677	197,108			197,108
Sierra de Monserat	220,275	26,891	1,646	245,520			245,520
	<u>2,647,587</u>	<u>145,542</u>	<u>12,556</u>	<u>2,780,573</u>	-	-	<u>2,780,573</u>