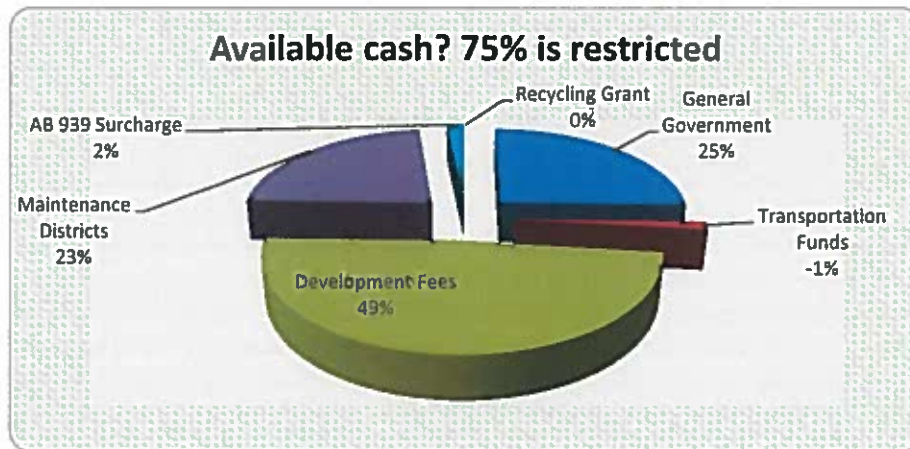


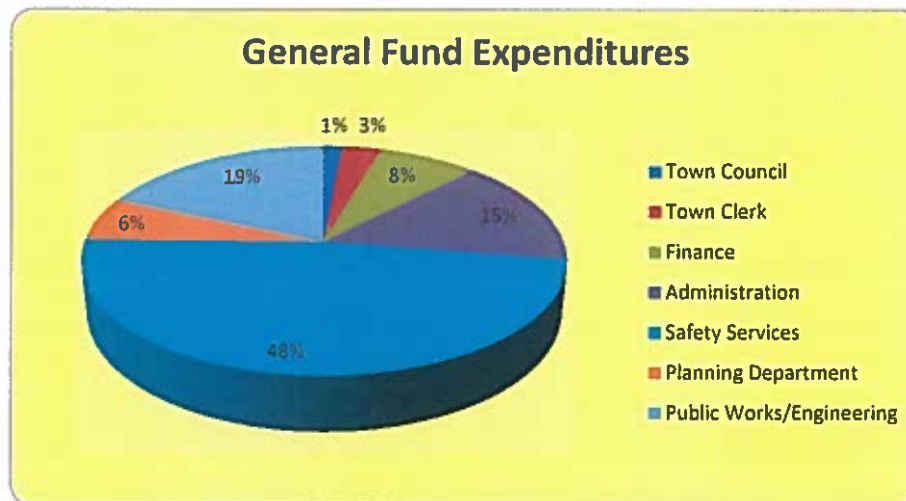
Town of Loomis  
 Statement of Activity  
 For the Ten Months Ended April 30, 2017

General Fund	Fund Balance as of 7/01/16	Revenue	Expenditures	Fund Balance as of 4/30/17	Transfers		Adjusted Fund Balance
					In	Out	
General Government	\$ 82,562	\$ 699,393	\$ 639,958	\$ 141,997	\$ -	\$ -	\$ 141,997
Planning	12,935	157,990	144,564	26,361	-	-	26,361
Public Works	49,330	473,773	433,511	89,592	-	-	89,592
Safety Services	-	1,223,119	1,119,177	103,942	-	-	103,942
General Operations Reserve	290,000	-	-	290,000	-	-	290,000
<b>Sub-total</b>	<b>\$ 434,827</b>	<b>\$ 2,554,275</b>	<b>\$ 2,337,210</b>	<b>\$ 651,892</b>	<b>\$ -</b>	<b>\$ -</b>	<b>\$ 651,892</b>
<b>General Capital and Investments</b>							
General Government	\$ 1,010,678	\$ -	\$ -	\$ 1,010,678	\$ -	\$ -	\$ 1,010,678
Planning	-	-	-	-	-	-	-
Public Works	1,277,472	-	-	1,277,472	-	200,870	1,076,602
Multi Modal Facility	-	-	-	-	-	-	-
General Investment	500,000	-	-	500,000	-	-	500,000
<b>Total General Fund</b>	<b>\$ 305,078</b>	<b>\$ 2,554,275</b>	<b>\$ 2,337,210</b>	<b>\$ 3,440,042</b>	<b>\$ -</b>	<b>\$ 200,870</b>	<b>\$ 3,239,172</b>
<b>Restricted Funds</b>							
Transportation Funds	\$ 9,769	\$ 300,178	\$ 688,100	\$ (378,153)	\$ 224,559	\$ 23,627	\$ (177,221)
Development Fees	6,266,158	173,357	11,632	6,427,883	-	228,313	6,199,570
Maintenance Districts	2,830,557	96,022	14,331	2,912,248	-	-	2,912,248
Supplemental Law Enforcement	16,152	120,263	75,000	61,415	-	-	61,415
AB 939 Surcharge	213,614	11,376	12,467	212,523	-	-	212,523
Recycling Grant	2,452	82	-	2,534	-	-	2,534
<b>Total Restricted Funds</b>	<b>\$ 9,338,703</b>	<b>\$ 701,278</b>	<b>\$ 801,530</b>	<b>\$ 9,238,451</b>	<b>\$ 224,559</b>	<b>\$ 251,940</b>	<b>\$ 9,211,070</b>
<b>Other Funds</b>							
Revolving Funds	\$ 18,902	\$ 25,925	\$ 24,217	\$ 20,610	\$ -	\$ -	\$ 20,610
Master Plan expenses recoverable	(30,598)	(108)	-	(30,706)	-	-	(30,706)
	(11,696)	25,817	24,217	(10,096)	-	-	(10,096)
<b>Total All Funds</b>	<b>\$ 9,632,085</b>	<b>\$ 3,281,370</b>	<b>\$ 3,162,957</b>	<b>\$ 12,668,397</b>	<b>\$ 224,559</b>	<b>\$ 452,810</b>	<b>\$ 12,440,146</b>



Town of Loomis  
Statement of Activity  
For the Ten Months Ended April 30, 2017

General Fund	Fund Balance as of 7/01/16	Revenue	Expenditures	Fund Balance as of 4/30/17	Transfers In	Out	Adjusted Fund Balance
<b>General Government</b>							
Town Council	\$ 7,632	36,654	33,539	10,747			10,747
Town Clerk	7,700	79,258	72,523	14,435			14,435
Finance	21,449	198,508	181,639	38,318			38,318
Administration	45,781	384,972	352,257	78,496			78,496
<b>Total General Government</b>	<b>82,562</b>	<b>699,393</b>	<b>639,958</b>	<b>141,997</b>	-	-	<b>141,997</b>
<b>Planning and Building</b>							
Planning Department	12,935	157,990	144,564	26,361			26,361
<b>Total Planning and Building</b>	<b>12,935</b>	<b>157,990</b>	<b>144,564</b>	<b>26,361</b>	-	-	<b>26,361</b>
<b>Public Works</b>							
Public Works/Engineering	49,330	473,773	433,511	89,592			89,592
<b>Total Public Works</b>	<b>49,330</b>	<b>473,773</b>	<b>433,511</b>	<b>89,592</b>	-	-	<b>89,592</b>
<b>Safety Services</b>	<b>-</b>	<b>1,223,119</b>	<b>1,119,177</b>	<b>103,942</b>	-	-	<b>103,942</b>
<b>General Operations Reserve</b>	<b>290,000</b>	<b>-</b>	<b>-</b>	<b>290,000</b>	-	-	<b>290,000</b>
<b>Sub-total</b>	<b>434,827</b>	<b>2,554,275</b>	<b>2,337,210</b>	<b>651,892</b>	-	-	<b>651,892</b>
<b>General Capital and Investments</b>							
General Government	199,135			199,135			199,135
General Fund Operating Reserves	811,543			811,543	228,313		1,039,856
Capital Projects	1,277,472			1,277,472		200,870	1,076,602
General Investment	500,000			500,000			500,000
<b>Total General Fund</b>	<b>3,222,977</b>	<b>2,554,275</b>	<b>2,337,210</b>	<b>3,440,042</b>	<b>228,313</b>	<b>200,870</b>	<b>3,467,485</b>



Town of Loomis  
Statement of Activity  
For the Ten Months Ended April 30, 2017

Transportation Funds	Fund Balance as of 7/01/16	Revenue	Expenditures	Fund Balance as of 4/30/17	Transfers In	Out	Adjusted Fund Balance
Gas Tax 2106	4,229	21,860	16,315	9,774			9,774
Gas Tax 2107	10,758	34,433	24,473	20,718			20,718
Gas Tax 2107.5	2,144	2,035		4,179			4,179
Gas Tax 2105	9,626	27,881	17,947	19,560			19,560
Gas Tax 2103	9,235	13,816	16,315	6,736			6,736
Streets and Roads	(50,391)	175,226	562,261	(437,426)	224,559		(212,867)
Transit	527	24,927	50,774	(25,321)			(25,321)
Bike Lane	23,642		15	23,627		23,627	(0)
	<u>9,769</u>	<u>300,178</u>	<u>688,100</u>	<u>(378,153)</u>	<u>224,559</u>	<u>23,627</u>	<u>(177,221)</u>

Development Fee Funds

Park Fee	199,947	20,145		220,092			220,092
Open Space/Passive parks	239,437	12,121		251,558			251,558
Park Development	143,443	24,598		168,041			168,041
Drainage	235,309	5,768		241,077			241,077
Low Income Principal	69,427	3,750		73,177			73,177
Low Income Interest	195,665	927		196,592			196,592
CDBG Loans Repaid	196,774	574	11,632	185,716			185,716
Revolving Loan Fund	2,495	8		2,503			2,503
Road Circulation	818,144	15,519		833,663			833,663
Interchange	2,197,337	18,741		2,216,078			2,216,078
Sierra College Blvd	534,623	46,406		581,029			581,029
SCB Settlement	179,564	596		180,160			180,160
Rocklin Crossing	249,478	828		250,306			250,306
Rocklin Commons	102,488	340		102,828			102,828
Community Facilities	902,027	23,036	-	925,063		228,313	696,750
	<u>6,266,158</u>	<u>173,357</u>	<u>11,632</u>	<u>6,427,883</u>	<u>-</u>	<u>228,313</u>	<u>6,199,570</u>

Maintenance Districts

Tree Fund	335,485	5,795		341,280			341,280
Hunters Crossing	270,971	5,436	588	275,819			275,819
Loomis Maint 1	9,002	233	5	9,230			9,230
Loomis Maint 2	26,080	657	10	26,727			26,727
Heather Heights	327,198	5,796	88	332,906			332,906
Sunrise Loomis	238,956	4,703	67	243,592			243,592
Live Oak	113,361	6,099	96	119,364			119,364
Loomis Acres	167,892	3,324	50	171,166			171,166
Hunters Crossing 2	94,482	2,019	251	96,250			96,250
King Road Village	157,744	4,821	2,234	160,331			160,331
Saunders Avenue	20,672	600	10	21,262			21,262
Rachel Estates	247,204	6,815	578	253,441			253,441
No Name Lane	3,000			3,000			3,000
Sherwood Estates	109,500	4,039	66	113,473			113,473
Heritage Park Estates 1	243,477	10,328	172	253,633			253,633
Hunter Oaks	204,234	12,760	7,693	209,301			209,301
Sierra de Monserat	261,300	22,597	2,423	281,474			281,474
	<u>2,830,557</u>	<u>96,022</u>	<u>14,331</u>	<u>2,912,248</u>	<u>-</u>	<u>-</u>	<u>2,912,248</u>

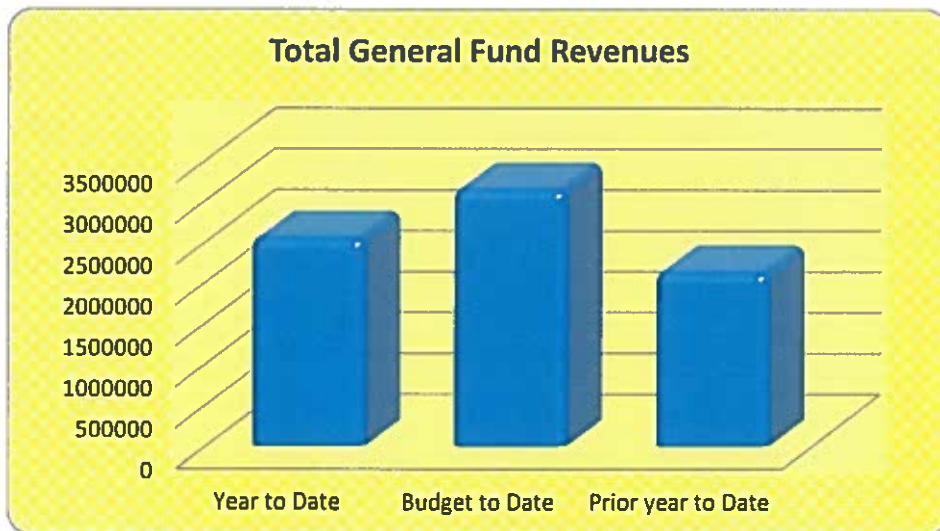
Town of Loomis  
Statement of Activity  
For the Ten Months Ended April 30, 2017

Revolving Funds	Fund Balance as of 7/01/16	Revenue	Expenditures	Fund Balance as of 4/30/17	Transfers In	Out	Adjusted Fund Balance
Revolving (Development Agreements)	(9,293)	1,733	1,497	(9,057)			(9,057)
County Facility Development fee	28,195	21,704	20,232	29,667			29,667
Dry Creek Watershed District	-	2,488	2,488	-			-
	<u>18,902</u>	<u>25,925</u>	<u>24,217</u>	<u>20,610</u>	-	-	<u>20,610</u>
<b>Miscellaneous other Funds</b>							
Westside Specific Plan	1,137			1,137			1,137
Master Plan	(31,735)	(108)		(31,843)			(31,843)
	<u>(30,598)</u>	<u>(108)</u>	-	<u>(30,706)</u>	-	-	<u>(30,706)</u>

Town of Loomis  
 Revenues - General Fund  
 For the Ten Months Ended April 30, 2017

Revenues	Actual as of 4/30/17	Budget as of 4/30/17	Variance	Actual as of 4/30/16	Current vs. Prior Year	Total Budget
Property Taxes - secured	558,181	825,000	(266,819)	526,670	31,511	990,000
Property Taxes - unsecured	25,686	16,667	9,019	21,624	4,062	20,000
Property Taxes - supplemental	9,571	12,500	(2,929)	9,170	401	15,000
Homeowner property tax relief	4,168	7,083	(2,915)	4,123	45	8,500
Sales Taxes	940,926	833,333	107,593	640,238	300,688	1,000,000
Real Property Transfer Tax	35,586	33,333	2,253	33,637	1,949	40,000
Transient Occupancy Tax	6,037	8,333	(2,296)	6,621	(584)	10,000
Franchises	211,925	214,167	(2,242)	204,238	7,687	257,000
Business Licenses	22,730	20,833	1,897	24,726	(1,996)	25,000
Permits	125,550	157,500	(31,950)	230,180	(104,630)	189,000
Fees	33,122	24,678	8,444	18,005	15,117	24,000
Motor Vehicle in Lieu (DMV)	2,998	-	2,998	2,672	326	-
Property tax in lieu of Motor in Lieu	306,206	433,333	(127,127)	288,807	17,399	520,000
Interest	66,497	70,833	(4,336)	54,024	12,473	85,000
Market adjustments	(53,754)	-	(53,754)	23,162	(76,916)	-
Traffic fines	2,010	5,833	(3,823)	1,855	155	7,000
Rents	27,650	23,460	4,190	37,715	(10,065)	28,152
Miscellaneous	873	20,833	(19,960)	10,349	(9,476)	25,000
Prior year reserves	228,313	441,667	(213,354)		228,313	530,000
	<b>2,554,275</b>	<b>3,149,388</b>	<b>(595,113)</b>	<b>2,137,816</b>	<b>416,459</b>	<b>3,773,652</b>

The "Budget as of" column represents the amount of budget to date as if the budget was used evenly over time.



Town of Loomis  
 Expenditures - General Fund  
 For the Ten Months Ended April 30, 2017

Expenditures	Actual as of 4/30/17	Budget as of 4/30/17	Variance	Actual as of 4/30/16	Current vs. Prior Year	Total Budget
Town Council	33,539	61,000	27,461	66,916	33,377	73,200
Town Clerk	72,523	67,417	(5,106)	65,774	(6,749)	80,900
Finance	181,639	180,563	(1,077)	180,227	(1,412)	216,675
Administration	352,257	395,000	42,743	400,686	48,429	474,000
Planning	144,564	194,917	50,353	105,961	(38,603)	233,900
Community Services	265,186	19,167	(246,019)	17,836	(247,350)	23,000
Economic Development	40,492	56,542	16,050	17,751	(22,741)	67,850
Safety	1,119,177	1,253,296	134,119	1,104,483	(14,694)	1,503,955
Public Works	433,511	533,617	100,106	419,183	(14,328)	640,340
Non-Departmental	200,870	379,167	178,297		(200,870)	455,000
	<b>2,843,758</b>	<b>3,140,683</b>	<b>296,925</b>	<b>2,378,817</b>	<b>(464,941)</b>	<b>3,768,820</b>

The "Budget as of" column represents the amount of budget to date as if the budget was used evenly over time.

