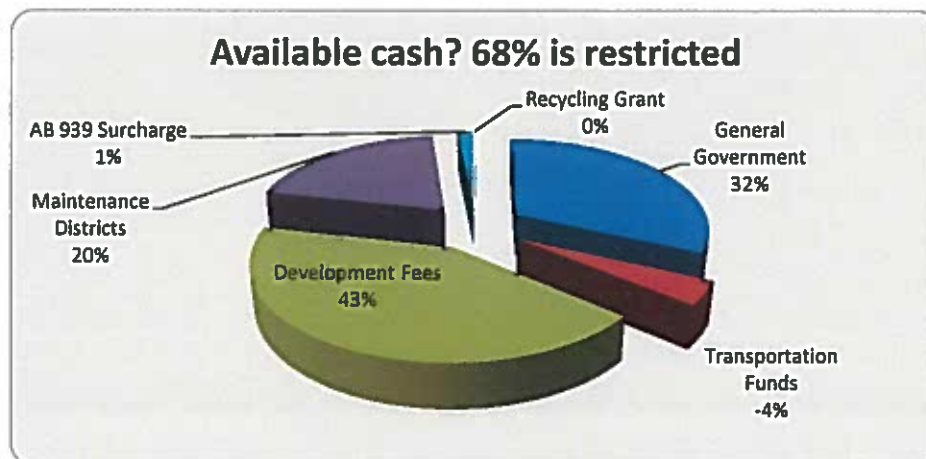


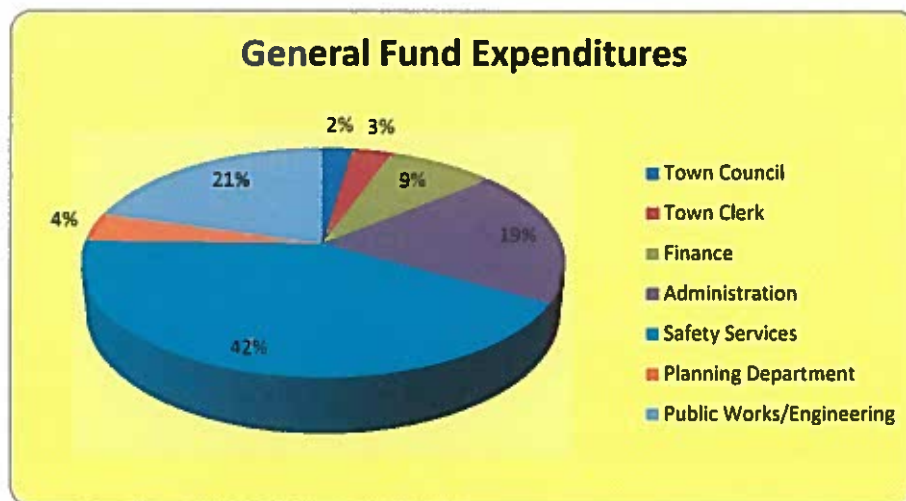
Town of Loomis  
Statement of Activity  
For the Nine Months Ended March 31, 2015

General Fund	Fund Balance	Revenue	Expenditures	Fund Balance	Transfers		Adjusted Fund Balance
	as of 7/01/14			as of 3/31/15	In	Out	
General Government	\$ -	\$ 713,731	\$ 578,334	\$ 135,397	\$ -	\$ -	\$ 135,397
Planning	-	87,586	70,971	16,615	-	-	16,615
Public Works	-	443,021	358,979	84,042	-	-	84,042
Safety Services	-	908,585	736,224	172,361	-	-	172,361
General Operations Reserve	290,000	-	-	290,000	-	-	290,000
<b>Sub-total</b>	<b>\$ 290,000</b>	<b>\$ 2,152,924</b>	<b>\$ 1,744,508</b>	<b>\$ 698,416</b>	<b>\$ -</b>	<b>\$ -</b>	<b>\$ 698,416</b>
<b>General Capital and Investments</b>							
General Government	\$ 2,197,470	\$ -	\$ -	\$ 2,197,470	\$ -	\$ -	\$ 2,197,470
Planning	-	-	-	-	-	-	-
Public Works	1,586,136	-	-	1,586,136	-	360,000	1,226,136
Multi Modal Facility	-	-	-	-	-	-	-
General Investment	500,000	-	-	500,000	-	-	500,000
<b>Total General Fund</b>	<b>\$ 305,078</b>	<b>\$ 2,152,924</b>	<b>\$ 1,744,508</b>	<b>\$ 4,982,022</b>	<b>\$ -</b>	<b>\$ 360,000</b>	<b>\$ 4,622,022</b>
<b>Restricted Funds</b>							
Transportation Funds	\$ 72,258	\$ 379,414	\$ 1,405,986	\$ (954,314)	\$ 755,000	\$ 395,000	\$ (594,314)
Development Fees	5,776,926	398,762	4,725	6,170,963	-	-	6,170,963
Maintenance Districts	2,780,921	135,715	12,721	2,903,915	-	-	2,903,915
Supplemental Law Enforcement	-	70,156	50,000	20,156	-	-	20,156
AB 939 Surcharge	210,870	12,215	11,300	211,785	-	-	211,785
Recycling Grant	17,733	538	-	18,271	-	-	18,271
<b>Total Restricted Funds</b>	<b>\$ 8,858,708</b>	<b>\$ 996,800</b>	<b>\$ 1,484,732</b>	<b>\$ 8,370,776</b>	<b>\$ 755,000</b>	<b>\$ 395,000</b>	<b>\$ 8,730,776</b>
<b>Other Funds</b>							
Revolving Funds	\$ 83,036	\$ 43,594	\$ 17,829	\$ 108,801	\$ -	\$ -	\$ 108,801
Master Plan expenses recoverable	(30,881)	406	-	(30,475)	-	-	(30,475)
	<b>52,155</b>	<b>44,000</b>	<b>17,829</b>	<b>78,326</b>	<b>-</b>	<b>-</b>	<b>78,326</b>
<b>Total All Funds</b>	<b>\$ 9,215,941</b>	<b>\$ 3,193,724</b>	<b>\$ 3,247,069</b>	<b>\$ 13,431,124</b>	<b>\$ 755,000</b>	<b>\$ 755,000</b>	<b>\$ 13,431,124</b>



Town of Loomis  
Statement of Activity  
For the Nine Months Ended March 31, 2015

General Fund	Fund Balance as of 7/01/14	Revenue	Expenditures	Fund Balance as of 3/31/15	Transfers		Adjusted Fund Balance
					In	Out	
<b>General Government</b>							
Town Council		50,427	40,861	9,566			9,566
Town Clerk		67,843	54,973	12,870			12,870
Finance		182,974	148,263	34,711			34,711
Administration		412,487	334,237	78,250			78,250
<b>Total General Government</b>	<b>-</b>	<b>713,731</b>	<b>578,334</b>	<b>135,397</b>	<b>-</b>	<b>-</b>	<b>135,397</b>
<b>Planning and Building</b>							
Planning Department	-	87,586	70,971	16,615			16,615
<b>Total Planning and Building</b>	<b>-</b>	<b>87,586</b>	<b>70,971</b>	<b>16,615</b>	<b>-</b>	<b>-</b>	<b>16,615</b>
<b>Public Works</b>							
Public Works/Engineering		443,021	358,979	84,042			84,042
<b>Total Public Works</b>	<b>-</b>	<b>443,021</b>	<b>358,979</b>	<b>84,042</b>	<b>-</b>	<b>-</b>	<b>84,042</b>
<b>Safety Services</b>	<b>-</b>	<b>908,585</b>	<b>736,224</b>	<b>172,361</b>	<b>-</b>	<b>-</b>	<b>172,361</b>
<b>General Operations Reserve</b>	<b>290,000</b>	<b>-</b>	<b>-</b>	<b>290,000</b>	<b>-</b>	<b>-</b>	<b>290,000</b>
<b>Sub-total</b>	<b>290,000</b>	<b>2,152,924</b>	<b>1,744,508</b>	<b>698,416</b>	<b>-</b>	<b>-</b>	<b>698,416</b>
<b>General Capital and Investments</b>							
General Government	504,856			504,856			504,856
General Fund Operating Reserves	1,692,614			1,692,614			1,692,614
Capital Projects	1,586,136			1,586,136		360,000	1,226,136
General Investment	500,000			500,000			500,000
<b>Total General Fund</b>	<b>4,573,606</b>	<b>2,152,924</b>	<b>1,744,508</b>	<b>4,982,022</b>	<b>-</b>	<b>360,000</b>	<b>4,622,022</b>



Town of Loomis  
Statement of Activity  
For the Nine Months Ended March 31, 2015

Transportation Funds	Fund Balance as of 7/01/14	Revenue	Expenditures	Fund Balance as of 3/31/15	Transfers		Adjusted Fund Balance
					In	Out	
Gas Tax 2106	72,962	22,527	18,947	76,542		68,000	8,542
Gas Tax 2107	122,508	33,646	28,420	127,734		115,000	12,734
Gas Tax 2107.5	10,664	2,266	-	12,930			12,930
Gas Tax 2105	92,972	27,210	20,841	99,341		88,000	11,341
Gas Tax 2103	129,046	45,347	18,946	155,447		124,000	31,447
Streets and Roads	(391,048)	208,592	1,284,494	(1,466,950)	755,000		(711,950)
Transit	1,458	39,183		40,641			40,641
Bike Lane	33,695	643	34,338	-			-
	<u>72,258</u>	<u>379,414</u>	<u>1,405,986</u>	<u>(954,314)</u>	<u>755,000</u>	<u>395,000</u>	<u>(594,314)</u>

Development Fee Funds

Park Fee	120,709	40,638		161,347			161,347
Open Space/Passive parks	157,669	26,374		184,043			184,043
Park Development	40,082	46,760	4,725	82,117			82,117
Drainage	202,961	13,754		216,715			216,715
Low Income Principal	50,677	6,000		56,677			56,677
Low Income Interest	506,911	5,583		512,494			512,494
CDBG Loans Repaid	288,202	3,607		291,809			291,809
Revolving Loan Fund	2,395	56		2,451			2,451
Road Circulation	673,056	57,303		730,359			730,359
Interchange	2,045,716	69,937		2,115,653			2,115,653
Sierra College Blvd	403,397	56,878		460,275			460,275
SCB Settlement	172,339	4,004		176,343			176,343
Rocklin Crossing	239,439	5,562		245,001			245,001
Rocklin Commons	98,364	2,285		100,649			100,649
Community Facilities	775,008	60,021		835,029			835,029
	<u>5,776,926</u>	<u>398,762</u>	<u>4,725</u>	<u>6,170,963</u>	<u>-</u>	<u>-</u>	<u>6,170,963</u>

Maintenance Districts

Tree Fund	624,721	7,493		632,214			632,214
Hunters Crossing	248,573	9,726	533	257,766			257,766
Loomis Maint 1	3,076	456	5	3,527			3,527
Loomis Maint 2	23,180	1,108	10	24,278			24,278
Heather Heights	299,232	11,452	84	310,600			310,600
Sunrise Loomis	218,103	8,672	64	226,711			226,711
Live Oak	91,322	7,133	92	98,363			98,363
Loomis Acres	152,400	6,299	50	158,649			158,649
Hunters Crossing 2	85,782	3,694	193	89,283			89,283
King Road Village	142,304	7,598	1,665	148,237			148,237
Saunders Avenue	17,995	952	10	18,937			18,937
Rachel Estates	219,962	10,844	1,026	229,780			229,780
No Name Lane	3,000			3,000			3,000
Sherwood Estates	93,241	5,696	64	98,873			98,873
Heritage Park Estates 1	202,748	13,857	165	216,440			216,440
Hunter Oaks	173,625	15,599	7,349	181,875			181,875
Sierra de Monserat	181,658	25,136	1,411	205,383			205,383
	<u>2,780,921</u>	<u>135,715</u>	<u>12,721</u>	<u>2,903,915</u>	<u>-</u>	<u>-</u>	<u>2,903,915</u>

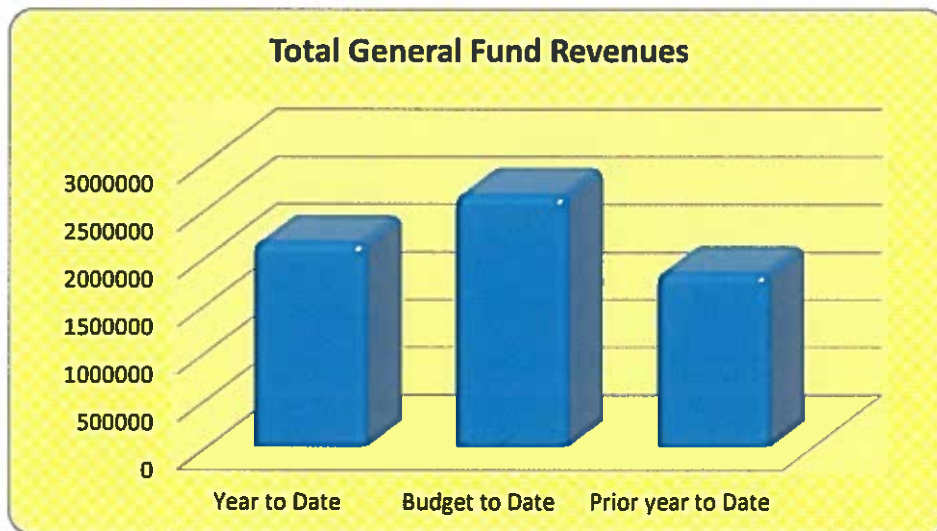
Town of Loomis  
Statement of Activity  
For the Nine Months Ended March 31, 2015

Revolving Funds	Fund Balance	Revenue	Expenditures	Fund Balance	Transfers		Adjusted
	as of 7/01/14			as of 3/31/15	In	Out	
Revolving (Development Agreements)	56,598	1,676	944	57,330			57,330
County Facility Development fee	12,181	37,134	14,708	34,607			34,607
Dry Creek Watershed District	14,257	4,784	2,177	16,864			16,864
	<u>83,036</u>	<u>43,594</u>	<u>17,829</u>	<u>108,801</u>	-	-	<u>108,801</u>
<b>Miscellaneous other Funds</b>							
Westside Specific Plan	1,137			1,137			1,137
Master Plan	(32,018)	406		(31,612)			(31,612)
	<u>(30,881)</u>	<u>406</u>	<u>-</u>	<u>(30,475)</u>	-	-	<u>(30,475)</u>

Town of Loomis  
 Revenues - General Fund  
 For the Nine Months Ended March 31, 2015

	Actual as of 3/31/15	Budget as of 3/31/15	Variance	Actual as of 3/31/14	Current vs. Prior Year	Total Budget
<b>Revenues</b>						
Property Taxes - secured	472,319	607,500	(135,181)	444,773	27,546	810,000
Property Taxes - unsecured	19,326	15,750	3,576	20,241	(915)	21,000
Property Taxes - supplemental	7,712	8,250	(538)	10,957	(3,245)	11,000
Homeowner property tax relief	4,000	6,375	(2,375)	4,107	(107)	8,500
Sales Taxes	577,696	675,000	(97,304)	645,029	(67,333)	900,000
Property taxes in lieu of Sales tax	239,543	165,000	74,543	61,890	177,653	220,000
Real Property Transfer Tax	21,845	24,000	(2,155)	21,191	654	32,000
Transient Occupancy Tax	4,149	19,500	(15,351)	13,157	(9,008)	26,000
Franchises	81,737	183,750	(102,013)	78,754	2,983	245,000
Business Licenses	21,091	17,250	3,841	21,082	9	23,000
Permits	125,170	70,125	55,045	88,679	36,491	93,500
Fees	64,302	15,975	48,327	32,252	32,050	21,300
Motor Vehicle in Lieu (DMV)	2,763	-	2,763	2,861	(98)	-
Property tax in lieu of Motor in Lieu	258,346	367,500	(109,154)	244,787	13,559	490,000
Interest	73,077	52,500	20,577	52,137	20,940	70,000
Traffic fines	4,470	9,000	(4,530)	6,934	(2,464)	12,000
Rents	33,021	34,500	(1,479)	31,573	1,448	46,000
Miscellaneous	142,357	18,750	123,607	50,418	91,939	25,000
Prior year reserves		360,000	(360,000)		-	480,000
	<b>2,152,924</b>	<b>2,650,725</b>	<b>(497,801)</b>	<b>1,830,822</b>	<b>322,102</b>	<b>3,534,300</b>

The "Budget as of" column represents the amount of budget to date as if the budget was used evenly over time.



Town of Loomis  
 Expenditures - General Fund  
 For the Nine Months Ended March 31, 2015

Expenditures	Actual as of 3/31/15	Budget as of 3/31/15	Variance	Actual as of 3/31/14	Current vs. Prior Year	Total Budget
Town Council	40,861	38,550	(2,311)	32,289	(8,572)	51,400
Town Clerk	54,973	56,133	1,160	50,795	(4,178)	74,844
Finance	148,263	159,106	10,843	146,871	(1,392)	200,808
Administration	334,237	349,808	15,571	368,905	34,668	466,410
Planning	70,971	110,261	39,290	93,434	22,463	147,014
Community Services	8,389	17,700	9,311	16,359	7,970	23,600
Economic Development	1,550	7,163	5,613	1,550	-	9,550
Safety	736,224	1,087,701	351,477	1,073,239	337,015	1,450,268
Public Works	358,979	373,641	14,662	340,705	(18,274)	498,188
Non-Departmental	360,000	360,000	-	-	(360,000)	480,000
	<b>2,114,447</b>	<b>2,560,062</b>	<b>445,615</b>	<b>2,124,147</b>	<b>9,700</b>	<b>3,402,082</b>

The "Budget as of" column represents the amount of budget to date as if the budget was used evenly over time.

