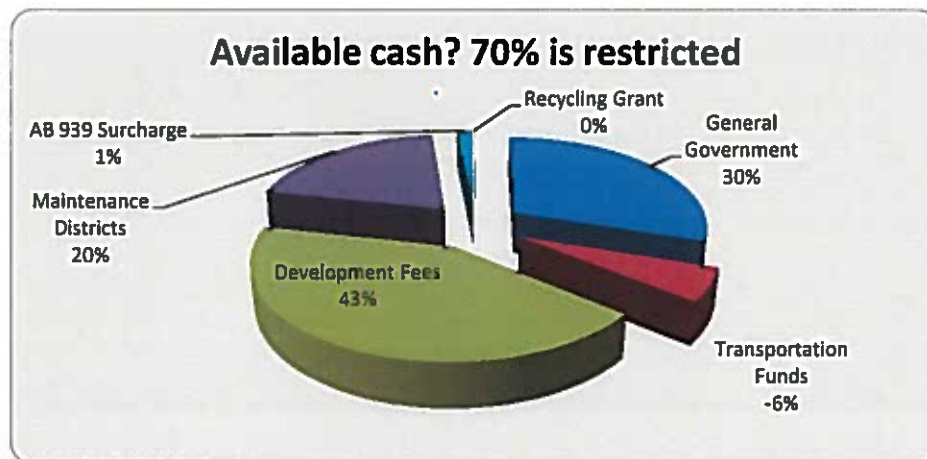


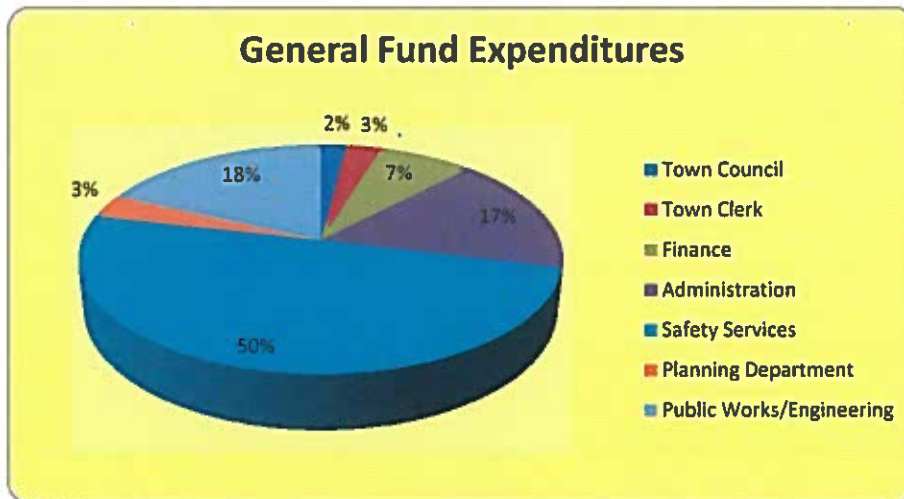
Town of Loomis  
Statement of Activity  
For the Ten Months Ended April 30, 2015

General Fund	Fund Balance	Revenue	Expenditures	Fund Balance	Transfers		Adjusted Fund Balance
	as of 7/01/14			as of 4/30/15	In	Out	
General Government	\$ -	\$ 679,307	\$ 634,462	\$ 44,845	\$ -	\$ -	\$ 44,845
Planning	-	78,648	73,456	5,192	-	-	5,192
Public Works	-	428,534	400,244	28,290	-	-	28,290
Safety Services	-	1,171,437	1,094,103	77,334	-	-	77,334
General Operations Reserve	290,000	-	-	290,000	-	-	290,000
<b>Sub-total</b>	<b>\$ 290,000</b>	<b>\$ 2,357,927</b>	<b>\$ 2,202,265</b>	<b>\$ 445,662</b>	<b>\$ -</b>	<b>\$ -</b>	<b>\$ 445,662</b>
<b>General Capital and Investments</b>							
General Government	\$ 2,197,470	\$ -	\$ -	\$ 2,197,470	\$ -	\$ -	\$ 2,197,470
Planning	-	-	-	-	-	-	-
Public Works	1,586,136	-	-	1,586,136	-	360,000	1,226,136
Multi Modal Facility	-	-	-	-	-	-	-
General Investment	500,000	-	-	500,000	-	-	500,000
<b>Total General Fund</b>	<b>\$ 305,078</b>	<b>\$ 2,357,927</b>	<b>\$ 2,202,265</b>	<b>\$ 4,729,268</b>	<b>\$ -</b>	<b>\$ 360,000</b>	<b>\$ 4,369,268</b>
<b>Restricted Funds</b>							
Transportation Funds	\$ 72,258	\$ 394,315	\$ 1,648,036	\$ (1,181,463)	\$ 755,000	\$ 395,000	\$ (821,463)
Development Fees	5,776,926	420,209	4,725	6,192,410	-	-	6,192,410
Maintenance Districts	2,780,921	138,666	13,616	2,905,971	-	-	2,905,971
Supplemental Law Enforcement	-	81,203	75,000	6,203	-	-	6,203
AB 939 Surcharge	210,870	16,301	12,467	214,704	-	-	214,704
Recycling Grant	17,733	564	-	18,297	-	-	18,297
<b>Total Restricted Funds</b>	<b>\$ 8,858,708</b>	<b>\$ 1,051,258</b>	<b>\$ 1,753,844</b>	<b>\$ 8,156,122</b>	<b>\$ 755,000</b>	<b>\$ 395,000</b>	<b>\$ 8,516,122</b>
<b>Other Funds</b>							
Revolving Funds	\$ 83,036	\$ 46,700	\$ 37,377	\$ 92,359	\$ -	\$ -	\$ 92,359
Master Plan expenses recoverable	(30,881)	416	-	(30,465)	-	-	(30,465)
	<b>52,155</b>	<b>47,116</b>	<b>37,377</b>	<b>61,894</b>	<b>-</b>	<b>-</b>	<b>61,894</b>
<b>Total All Funds</b>	<b>\$ 9,215,941</b>	<b>\$ 3,456,301</b>	<b>\$ 3,993,486</b>	<b>\$ 12,947,284</b>	<b>\$ 755,000</b>	<b>\$ 755,000</b>	<b>\$ 12,947,284</b>



Town of Loomis  
Statement of Activity  
For the Ten Months Ended April 30, 2015

General Fund	Fund Balance as of 7/01/14	Revenue	Expenditures	Fund Balance as of 4/30/15	Transfers		Adjusted Fund Balance
					In	Out	
<b>General Government</b>							
Town Council		47,540	44,402	3,138			3,138
Town Clerk		65,471	61,149	4,322			4,322
Finance		175,643	164,048	11,595			11,595
Administration		390,652	364,863	25,789			25,789
<b>Total General Government</b>	<b>-</b>	<b>679,307</b>	<b>634,462</b>	<b>44,845</b>	<b>-</b>	<b>-</b>	<b>44,845</b>
<b>Planning and Building</b>							
Planning Department	-	78,648	73,456	5,192			5,192
<b>Total Planning and Building</b>	<b>-</b>	<b>78,648</b>	<b>73,456</b>	<b>5,192</b>	<b>-</b>	<b>-</b>	<b>5,192</b>
<b>Public Works</b>							
Public Works/Engineering		428,534	400,244	28,290			28,290
<b>Total Public Works</b>	<b>-</b>	<b>428,534</b>	<b>400,244</b>	<b>28,290</b>	<b>-</b>	<b>-</b>	<b>28,290</b>
<b>Safety Services</b>	<b>-</b>	<b>1,171,437</b>	<b>1,094,103</b>	<b>77,334</b>	<b>-</b>	<b>-</b>	<b>77,334</b>
<b>General Operations Reserve</b>	<b>290,000</b>		<b>-</b>	<b>290,000</b>	<b>-</b>	<b>-</b>	<b>290,000</b>
<b>Sub-total</b>	<b>290,000</b>	<b>2,357,927</b>	<b>2,202,265</b>	<b>445,662</b>	<b>-</b>	<b>-</b>	<b>445,662</b>
<b>General Capital and Investments</b>							
General Government	504,856			504,856			504,856
General Fund Operating Reserves	1,692,614			1,692,614			1,692,614
Capital Projects	1,586,136			1,586,136		360,000	1,226,136
General Investment	500,000			500,000			500,000
<b>Total General Fund</b>	<b>4,573,606</b>	<b>2,357,927</b>	<b>2,202,265</b>	<b>4,729,268</b>	<b>-</b>	<b>360,000</b>	<b>4,369,268</b>



Town of Loomis  
Statement of Activity  
For the Ten Months Ended April 30, 2015

Transportation Funds	Fund Balance	Revenue	Expenditures	Fund Balance	Transfers		Adjusted Fund Balance
	as of 7/01/14			as of 4/30/15	In	Out	
Gas Tax 2106	72,962	24,962	21,052	76,872		68,000	8,872
Gas Tax 2107	122,508	37,399	31,578	128,329		115,000	13,329
Gas Tax 2107.5	10,664	2,280	-	12,944			12,944
Gas Tax 2105	92,972	29,995	23,157	99,810		88,000	11,810
Gas Tax 2103	129,046	50,964	21,052	158,958		124,000	34,958
Streets and Roads	(391,048)	208,592	1,516,860	(1,699,316)	755,000		(944,316)
Transit	1,458	39,480		40,938			40,938
Bike Lane	33,695	643	34,337	1			1
	<u>72,258</u>	<u>394,315</u>	<u>1,648,036</u>	<u>(1,181,463)</u>	<u>755,000</u>	<u>395,000</u>	<u>(821,463)</u>

Development Fee Funds

Park Fee	120,709	43,236		163,945			163,945
Open Space/Passive parks	157,669	28,023		185,692			185,692
Park Development	40,082	49,753	4,725	85,110			85,110
Drainage	202,961	14,578		217,539			217,539
Low Income Principal	50,677	6,750		57,427			57,427
Low Income Interest	506,911	5,869		512,780			512,780
CDBG Loans Repaid	288,202	3,787		291,989			291,989
Revolving Loan Fund	2,395	58		2,453			2,453
Road Circulation	673,056	60,279		733,335			733,335
Interchange	2,045,716	73,776		2,119,492			2,119,492
Sierra College Blvd	403,397	58,172		461,569			461,569
SCB Settlement	172,339	4,204		176,543			176,543
Rocklin Crossing	239,439	5,841		245,280			245,280
Rocklin Commons	98,364	2,400		100,764			100,764
Community Facilities	775,008	63,483		838,491			838,491
	<u>5,776,926</u>	<u>420,209</u>	<u>4,725</u>	<u>6,192,410</u>	<u>-</u>	<u>-</u>	<u>6,192,410</u>

Maintenance Districts

Tree Fund	624,721	7,869		632,590			632,590
Hunters Crossing	248,573	10,017	591	257,999			257,999
Loomis Maint 1	3,076	466	5	3,537			3,537
Loomis Maint 2	23,180	1,136	10	24,306			24,306
Heather Heights	299,232	11,804	84	310,952			310,952
Sunrise Loomis	218,103	8,928	64	226,967			226,967
Live Oak	91,322	7,245	92	98,475			98,475
Loomis Acres	152,400	6,479	50	158,829			158,829
Hunters Crossing 2	85,782	3,795	216	89,361			89,361
King Road Village	142,304	7,765	1,818	148,251			148,251
Saunders Avenue	17,995	974	10	18,959			18,959
Rachel Estates	219,962	11,104	1,073	229,993			229,993
No Name Lane	3,000			3,000			3,000
Sherwood Estates	93,241	5,808	64	98,985			98,985
Heritage Park Estates 1	202,748	14,103	165	216,686			216,686
Hunter Oaks	173,625	15,803	7,832	181,596			181,596
Sierra de Monserat	181,658	25,370	1,542	205,486			205,486
	<u>2,780,921</u>	<u>138,666</u>	<u>13,616</u>	<u>2,905,971</u>	<u>-</u>	<u>-</u>	<u>2,905,971</u>

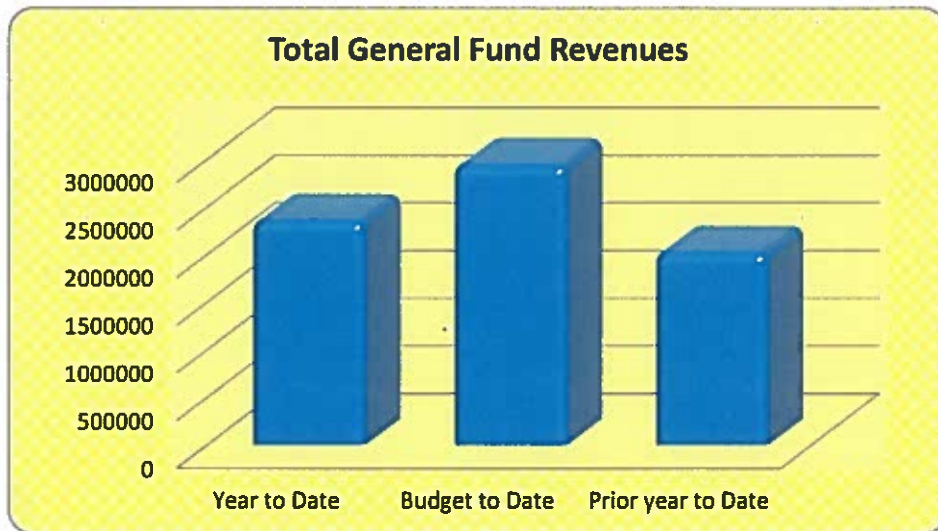
Town of Loomis  
Statement of Activity  
For the Ten Months Ended April 30, 2015

Revolving Funds	Fund Balance as of 7/01/14	Revenue	Expenditures	Fund Balance as of 4/30/15	Transfers		Adjusted Fund Balance
					In	Out	
Revolving (Development Agreements)	56,598	1,846	2,221	56,223			56,223
County Facility Development fee	12,181	39,759	31,113	20,827			20,827
Dry Creek Watershed District	14,257	5,095	4,043	15,309			15,309
	<u>83,036</u>	<u>46,700</u>	<u>37,377</u>	<u>92,359</u>	-	-	<u>92,359</u>
<b>Miscellaneous other Funds</b>							
Westside Specific Plan	1,137			1,137			1,137
Master Plan	(32,018)	416		(31,602)			(31,602)
	<u>(30,881)</u>	<u>416</u>	<u>-</u>	<u>(30,465)</u>	-	-	<u>(30,465)</u>

Town of Loomis  
 Revenues - General Fund  
 For the Ten Months Ended April 30, 2015

Revenues	Actual as of 4/30/15	Budget as of 4/30/15	Variance	Actual as of 4/30/14	Current vs. Prior Year	Total Budget
Property Taxes - secured	472,299	675,000	(202,701)	444,773	27,526	810,000
Property Taxes - unsecured	19,686	17,500	2,186	20,746	(1,060)	21,000
Property Taxes - supplemental	7,750	9,167	(1,417)	11,032	(3,282)	11,000
Homeowner property tax relief	4,000	7,083	(3,083)	4,107	(107)	8,500
Sales Taxes	627,396	750,000	(122,604)	687,929	(60,533)	900,000
Property taxes in lieu of Sales tax	239,543	183,333	56,210	61,890	177,653	220,000
Real Property Transfer Tax	26,158	26,667	(509)	24,356	1,802	32,000
Transient Occupancy Tax	4,149	21,667	(17,518)	13,157	(9,008)	26,000
Franchises	200,650	204,167	(3,517)	196,990	3,660	245,000
Business Licenses	24,135	19,167	4,968	22,146	1,989	23,000
Permits	139,282	77,917	61,365	100,383	38,899	93,500
Fees	70,082	17,750	52,332	32,850	37,232	21,300
Motor Vehicle in Lieu (DMV)	2,763	-	2,763	2,861	(98)	-
Property tax in lieu of Motor in Lieu	258,346	408,333	(149,987)	244,787	13,559	490,000
Interest	78,921	58,333	20,588	65,042	13,879	70,000
Traffic fines	4,883	10,000	(5,117)	8,108	(3,225)	12,000
Rents	35,452	38,333	(2,881)	35,075	377	46,000
Miscellaneous	142,432	20,833	121,599	50,620	91,812	25,000
Prior year reserves		400,000	(400,000)		-	480,000
	<b>2,357,927</b>	<b>2,945,250</b>	<b>(587,323)</b>	<b>2,026,852</b>	<b>331,075</b>	<b>3,534,300</b>

The "Budget as of" column represents the amount of budget to date as if the budget was used evenly over time.



Town of Loomis  
 Expenditures - General Fund  
 For the Ten Months Ended April 30, 2015

Expenditures	Actual as of 4/30/15	Budget as of 4/30/15	Variance	Actual as of 4/30/14	Current vs. Prior Year	Total Budget
Town Council	44,402	42,833	(1,569)	34,712	(9,690)	51,400
Town Clerk	61,149	62,370	1,221	58,288	(2,861)	74,844
Finance	164,048	175,840	11,792	161,258	(2,790)	200,808
Administration	364,863	388,675	23,812	401,775	36,912	466,410
Planning	73,456	122,512	49,056	96,978	23,522	147,014
Community Services	11,059	19,667	8,608	20,359	9,300	23,600
Economic Development	1,550	7,958	6,408	1,550	-	9,550
Safety	1,094,103	1,208,557	114,454	1,096,242	2,139	1,450,268
Public Works	400,244	415,157	14,913	374,089	(26,155)	498,188
Non-Departmental	400,000	400,000	-	-	(400,000)	480,000
	<b>2,614,874</b>	<b>2,843,568</b>	<b>228,694</b>	<b>2,245,251</b>	<b>(369,623)</b>	<b>3,402,082</b>

The "Budget as of" column represents the amount of budget to date as if the budget was used evenly over time.

