



Treasurer's Report

April 11, 2017

TO: Honorable Mayor and Town Council
FROM: Roger Carroll, Treasurer/Finance Officer
DATE: April 4, 2017
RE: Monthly Treasurer's Report

RECOMMENDED ACTION:

Receive and file.

ISSUE STATEMENT AND DISCUSSION:

California Government Code and Town Municipal Code require monthly Treasurer's reports. The reports attached are as follows:

- Investment Policy Compliance Report - lists the types of investments allowable by the State and the Town and whether our investments comply.
- Quality Analysis Report - groups the investments by Moody Rating Group.
- Transaction Ledger Report – shows the purchases, sales, interest payments and redemptions during the report period.

Other Information

COMPLIANCE WITH INVESTMENT POLICY:

The Town's portfolio is in compliance with our investment policy.

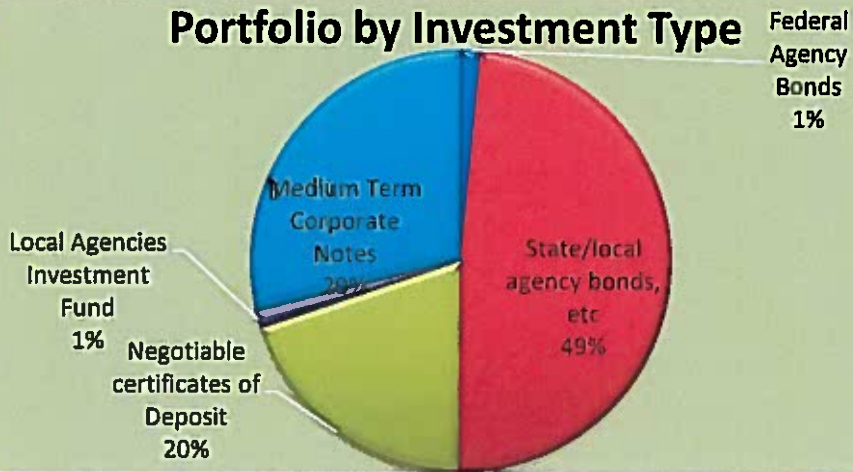
Other Information

Benchmarks as of March 31, 2017:

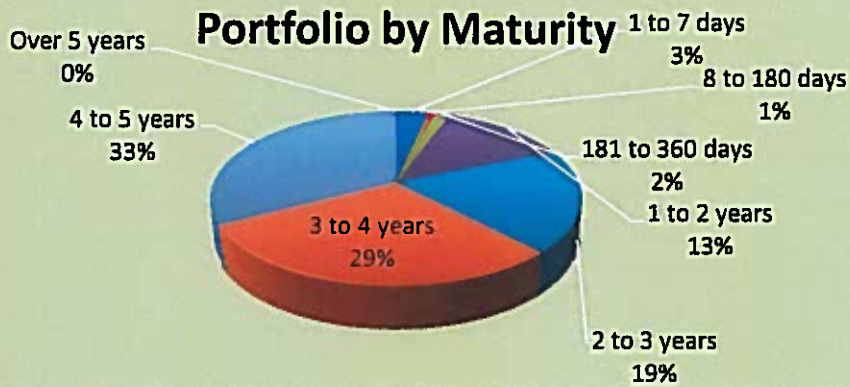
Federal Lending Rate:	1.00%
Two Year T-Bill Rate:	1.02%
LAIF daily Rate	0.84%

Town of Loomis Weighted Average Rate, excluding LAIF investments: 2.60%
 Average Maturity is 3.24 years.

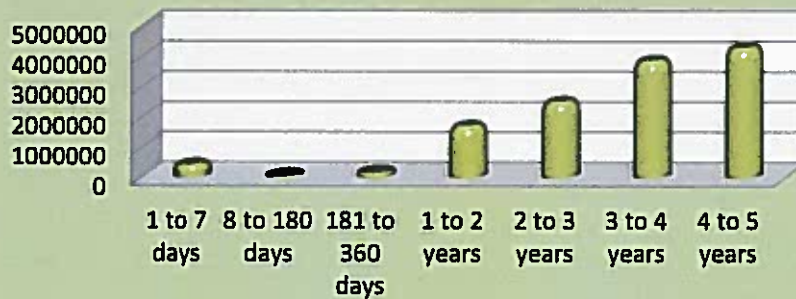
Portfolio by Investment Type



Portfolio by Maturity



Portfolio by Maturity



Strategy

The Treasurer's current practice is:

- Sell bonds with higher interest rates to capture the market gain before it evaporates, but only if replacement earnings plus the market gain exceed the current projected earnings.
- Approximate a "barbell" strategy by investing in higher earning investments in the four to five-year maturity range, and shorter term investments to be in position for as rates start to climb.

POLICY AND/OR FINANCIAL IMPLICATIONS:

None.

Attachments: Investment Policy Compliance Report
Quality Analysis Report
Transaction Ledger Report

Town of Loomis
Investment Policy Compliance
with Government Code Standards, and the Town of Loomis Investment Plan Standards
As of March 31, 2017

Current Portfolio Balance: \$ 13,170,209

Ca Government Code Section 53601	Govt Code Maximum %	Loomis Maximum %	Loomis Actual %	Complies
Bonds issued by Loomis		5.00%		Yes
Federal Treasury notes, bonds, bills	100.00%	100.00%		Yes
State/local agency bonds, etc	100.00%	50.00%	47.59%	Yes
Local agency bonds, etc	100.00%	50.00%		Yes
Federal Agency Bonds	100.00%	100.00%	1.45%	Yes
Bankers Acceptances	40.00%	40.00%		Yes
Commercial Paper	30.00%	15.00%		Yes
Negotiable certificates of Deposit	30.00%	30.00%	19.36%	Yes
Repurchase Agreements	20.00%	20.00%		Yes
Reverse Repurchase Agreements	20.00%	20.00%		Yes
Local Agencies Investment Fund		100.00%	1.31%	Yes
Time Deposits	30.00%	25.00%	2.08%	Yes
Medium Term Corporate Notes	30.00%	30.00%	28.22%	Yes
Shares of Beneficial Interest	20.00%	0.00%		Yes
Mortgage pass through security bonds	20.00%	0.00%		Yes
Total			100.00%	

Target Share of Portfolio per Investment Policy			Actual %	Actual \$
Range	Not Less Than	Not More Than		
1 to 7 days	5%	70%	3%	446,400
8 to 180 days	0%	30%	1%	90,328
181 to 360 days	0%	30%	3%	452,720
1 to 2 years	0%	40%	13%	1,721,755
2 to 3 years		40%	19%	2,521,558
3 to 4 years		30%	29%	3,881,372
4 to 5 years		30%	31%	4,056,075
Over 5 years		0%	0%	
Total				13,170,209

Town of Loomis
Quality Analysis Report
3/31/2017

Cusip	NAME	RATE	NEXT COUPON	MATURITY DATE	UNITS	DISCOUNT OR PREMIUM	BOOK VALUE	MARKET VALUE	UNREALIZED MARKET GAIN/LOSS
3134G9RK5	AGY RE FHLMC	1.500%	6/7/2017	8/7/2021	100,000.00		100,000.00	99,964.00	(36.00)
01030LBY0	AA- MD Alabama St Inc	4.967%	9/1/2017	9/1/2019	255,000.00	17,399.00	272,399.00	272,110.50	(288.50)
013141DA1	AA DY Albertville AL BOE	2.375%	8/1/2007	2/1/2019	150,000.00		150,000.00	151,062.00	1,062.00
03672VAC6	AA DY Antelope Valley	2.315%	6/1/2017	6/1/2020	150,000.00		150,000.00	149,161.50	(838.50)
13017HAE6	A3 MD CA Earthquake Auth	2.805%	7/1/2017	7/1/2019	500,000.00	4,928.00	504,928.00	504,515.00	(413.00)
13034PYJ0	A2 MD CA Housing Fin	2.339%	8/1/2017	2/1/2021	200,000.00	2,109.00	202,109.00	198,252.00	(3,857.00)
170016YX1	Aa2 MD Chippewa Val Schls	2.350%	6/1/2017	5/1/2020	100,000.00		100,000.00	101,067.00	1,067.00
186387LR5	A1 MD Cleveland OH	2.100%	4/1/2017	10/1/2019	250,000.00	680.00	250,680.00	250,967.50	287.50
277335YD1	A2 DY Eastlake OH	2.600%	8/1/2017	8/1/2020	100,000.00		100,000.00	100,899.00	899.00
34074GDH4	Aa3 MD Florida Hurricane Fund	2.995%	7/1/2017	7/1/2020	250,000.00	7,660.00	257,660.00	256,975.00	(685.00)
404476HG1	Aa3 MD Habersham Cnty Hosp	2.000%	8/1/2017	2/1/2018	100,000.00		100,000.00	100,157.00	157.00
452151LD3	A1 DY Illinois GOB	4.350%	6/1/2017	6/1/2018	73,333.32	693.00	74,026.32	74,062.27	35.95
490762AK7	AA MD Kent Spl Ev Rev bonds	5.504%	6/1/2017	12/1/2018	250,000.00	12,945.00	262,945.00	264,090.00	1,145.00
45571LCQ8	A+ MD Indio, CA Pub Fing	2.540%	5/1/2017	11/1/2020	100,000.00	786.00	100,786.00	97,470.00	(3,316.00)
462590LB4	A MD Iowa St Ln Corp	2.238%	6/1/2017	12/1/2020	270,000.00	2,953.00	272,953.00	267,605.10	(5,347.90)
544587C30	A+ MD LA Muni Improvements	3.146%	5/1/2017	11/1/2020	200,000.00	3,628.00	203,628.00	205,658.00	2,030.00
564393HH2	A+ MD Mansfield Park	2.150%	8/1/2017	8/1/2021	255,000.00	1,563.00	256,563.00	249,178.35	(7,384.65)
57563RMM6	AA MD Mass Ed Fin	3.100%	7/1/2017	7/1/2020	250,000.00	1,852.00	251,852.00	253,005.00	1,153.00
612496AH2	A MD Monterey Fire	4.200%	9/1/2017	9/1/2019	275,000.00	9,266.00	284,266.00	285,246.50	980.50
736746TR9	Aa3 MD Portland OR	6.031%	6/15/2017	6/15/2018	130,607.73	3,578.00	134,185.73	134,264.75	79.02
777543JT4	A2 MD Rosemont IL	3.021%	6/1/2017	12/1/2019	250,000.00	6,452.00	256,452.00	255,447.50	(1,004.50)
79165TSN2	A MD St Louis Fin	2.411%	4/15/2017	4/15/2021	250,000.00	3,887.00	253,887.00	245,075.00	(8,812.00)
79678RAR6	AA MD San Bern Red	2.625%	6/1/2017	12/1/2020	250,000.00	6,377.00	256,377.00	246,052.50	(10,324.50)
79854WBD1	A+ MD San Luis Rev	2.400%	7/1/2017	7/1/2018	175,000.00	676.00	175,676.00	175,479.50	(196.50)
83866PAB9	AA- MD S Lake Tahoe	2.250%	6/1/2017	6/1/2019	250,000.00	880.00	250,880.00	250,157.50	(722.50)
86657MAT3	A+ MD Sumter Landing CDD	2.000%	4/1/2017	10/1/2018	245,000.00	560.00	245,560.00	245,977.55	417.55
914402T44	AA+ MD US Maryland	2.000%	4/1/2017	4/1/2018	140,000.00	702.00	140,702.00	140,569.80	(132.20)
92603PER9	AA2 MD Victor Valley	1.896%	8/1/2017	8/1/2021	250,000.00	(4,647.00)	245,353.00	246,752.50	1,399.50
942860MY0	A2 MD Waukegan, IL	5.250%	8/30/2017	12/30/2018	305,000.00	7,539.00	312,539.00	312,823.25	284.25
968254BB7	A- MD Wilkes-Barre Fin Auth	2.622%	5/1/2017	11/1/2019	200,000.00	921.00	200,921.00	197,984.00	(2,937.00)
0258M0EB1	A2 MD American Express	2.250%	5/5/2017	5/5/2021	250,000.00	1,250.00	251,250.00	247,762.50	(3,487.50)
02665WBG5	A+ MD American Honda Fin	1.700%	9/9/2017	9/9/2021	200,000.00		200,000.00	193,780.00	(6,220.00)
037833CM0	AA+ MD Apple	2.500%	8/9/2022	2/9/2022	250,000.00		250,000.00	251,107.50	1,107.50
05531FAV5	A2 MD BB&T	2.050%	5/10/2017	5/10/2021	250,000.00		250,000.00	246,147.50	(4,794.50)
05574LTX6	A+ DY BNP Paribas	2.400%	6/12/2017	12/12/2018	100,000.00	591.00	100,591.00	100,584.00	(7.00)
05580AD87	CD DY BMW Bank	2.200%	4/16/2017	10/16/2020	250,000.00		250,000.00	252,767.90	2,767.90
06406HDF3	A1 MD Bank of NY Mellon	2.450%	5/27/2017	11/27/2020	250,000.00	5,450.00	255,450.00	251,402.50	(4,047.50)
14042RCH2	CD DY Capital One Bank McCle	1.700%	9/28/2017	9/28/2021	150,000.00		150,000.00	148,079.86	(1,920.14)
14042RDS7	CD DY Capital One Bank McCle	1.750%	4/28/2017	10/28/2021	100,000.00		100,000.00	98,874.71	(1,125.29)
140420Y95	CD MD Capital One Bank	2.300%	9/8/2017	3/8/2022	250,000.00		250,000.00	252,957.12	2,957.12
254672L89	CD DY Discover Bank	1.500%	4/28/2017	10/28/2020	100,000.00		100,000.00	98,673.51	(1,326.49)
254672Y36	CD MD Discover Bank	2.250%	6/29/2017	12/29/2021	150,000.00		150,000.00	151,550.98	1,550.98
32082BEK1	CD MD First Merchants Bnk	1.900%	6/30/2017	12/30/2020	100,000.00		100,000.00	99,988.99	(11.01)
38148PJB4	CD DY Goldman Sachs Bnk	2.400%	9/30/2017	3/30/2022	250,000.00		250,000.00	254,192.25	4,192.25
40428HPV8	A2 MD HSBC	2.750%	8/7/2017	8/7/2020	375,000.00	1,690.00	376,690.00	379,226.25	2,536.25
40434YGK7	CD MD HSBC Bank	2.450%	6/21/2017	3/21/2017	250,000.00		250,000.00	254,767.34	4,767.34
46625HNX4	A3 DY JP Morgan Chase	2.550%	4/29/2017	10/29/2020	100,000.00	-	100,000.00	100,446.00	446.00
46625HRT9	A3 MD JP Morgan Chase	2.400%	6/7/2017	6/7/2021	200,000.00	3,150.00	203,150.00	198,970.00	(4,180.00)
55279HAE0	A2 MD Manul/Trade Trust	2.300%	7/1/2017	1/30/2019	125,000.00	530.00	125,530.00	126,067.50	537.50
63743FXE1	A2 DY Natl Rural Util Coop	2.500%	4/15/2017	8/15/2020	100,000.00		100,000.00	98,667.00	(1,333.00)
69353REU8	A2 MD PNC Bank	2.450%	5/5/2017	1/5/2020	100,000.00	972.00	100,972.00	100,434.00	(538.00)
69353REW4	A2 MD PNC Bank	2.150%	4/29/2017	4/29/2021	100,000.00		100,000.00	99,018.00	(982.00)
69371RN44	A1 MD PACCAR	1.650%	8/11/2017	8/11/2021	200,000.00	(6,175.00)	193,825.00	192,704.00	(1,121.00)
75951AAA6	A2 DY Reliance Stand Life	2.500%	4/24/2017	4/24/2019	100,000.00		100,000.00	100,662.00	662.00
822582BP6	AA1 DY Shell Internat Fin	2.250%	5/10/2017	11/10/2020	100,000.00		100,000.00	100,359.00	359.00
8562845Z3	CD MD State Bnk India	2.350%	7/26/2017	1/26/2022	250,000.00		250,000.00	253,679.37	3,679.37
87185FJT2	CD MD Synchrony Bank	2.250%	4/2/2017	10/2/2020	150,000.00		150,000.00	151,901.35	1,901.35
87165HQS2	CD DY Synchrony Bank	2.300%	8/24/2017	2/24/2022	100,000.00		100,000.00	101,217.54	1,217.54
871829AL1	A1 DY SYSCO Corp	5.250%	8/12/2017	2/12/2018	100,000.00	2,720.00	102,720.00	103,175.00	455.00
88413QAP3	CD MD Third Federal S&L	1.800%	5/23/2017	5/23/2019	100,000.00		100,000.00	100,345.40	345.40
90950EAF8	A2 MD Union Bank	2.250%	5/6/2017	5/6/2019	200,000.00	1,032.00	201,032.00	200,816.00	(216.00)
91159HHP8	A1 MD US Bancorp	2.625%	7/24/2017	1/24/2022	250,000.00	1,105.00	251,105.00	250,942.50	(162.50)
94974BGR5	A2 · Wells Fargo	2.550%	6/7/2017	12/7/2020	350,000.00	2,895.00	352,895.00	351,774.50	(1,120.50)
9497485W3	CD DY Wells Fargo	1.750%	4/17/2017	6/17/2021	250,000.00		250,000.00	247,767.06	(2,232.94)
981571CM2	CD SB Worlds Foremost Bnk	1.300%	4/28/2017	5/28/2019	100,000.00		100,000.00	99,275.88	(724.12)
ACCRUED INT AGY					90,328.36		90,328.36		
Sub- total					12,614,269.41	109,539.00	12,723,808.41	12,592,114.58	(41,365.47)
Balance on account with LAIF					172,547.90		172,547.90	446,400.44	
Balance on account with Money market					273,852.54		273,852.54		
Total Portfolio					13,060,669.85		13,170,208.85		

**Town of Looms
Transaction Ledger
3/01/17 to 3/31/17**

<u>Trans Date</u> <u>Trans Type</u>	<u>Quantity</u>	<u>Description</u>	<u>Price</u>	<u>Amount</u> <u>Int Purch/Sold</u>	<u>Premium/Gain</u> <u>(Discount)/(Loss)</u>
3/1/2017 Interest Received	6,332.93	Alabama Income 4.967% due 9/01/19	1.000	6,332.93	6,332.93
3/1/2017 Interest Received	5,775.00	Monterey Cnty Fire 4.2% due 9/01/19	1.000	5,775.00	5,775.00
3/2/2017 Interest Received	3.46	Federated Govt Oblig Fund 0.01% floating 7 day	1.000	3.46	3.46
3/8/2017 CD Sold	200,000.00	Capital One Bank 2.15% due 6/17/20	1.000	200,000.00 477.12	477.12
3/8/2017 CD Sold	200,000.00	Bank of Baroda 2.15% due 10/29/18	1.006	201,260.00 1,543.29	2,803.29
3/8/2017 CD Sold	100,000.00	First Business Bank 1.75% due 5/30/19	1.000	100,000.00 469.86	469.86
3/8/2017 CD Sold	100,000.00	Capital One Bank 1.5% due 6/18/18	1.000	100,000.00 332.88	332.88
3/8/2017 CD Sold	50,000.00	Capital One Bank 2.25% due 9/30/20	1.000	50,000.00 490.07	490.07
3/8/2017 CD Purchased	250,000.00	Capital One Bank 2.3% due 3/08/22	1.000	250,000.00 -	-
3/10/2017 CD Sold	200,000.00	Bank of America 1.65% due 3/26/18	1.000	200,000.00 1,503.33	1,503.33
3/9/2017 Interest Received	1,700.00	Honda 1.7% due 9/09/21	1.000	1,700.00	1,700.00
3/8/2017 Bond Purchased	250,000.00	US Bancorp 2.65% due 1/24/22	1.005	251,125.00 838.54	1,963.54
3/15/2017 Interest Received	208.33	Nat Rural Utility 2.5% due 8/15/20	1.000	208.33	208.33
3/17/2017 Interest Received	335.62	Wells Fargo 1.75% due 6/17/21	1.000	335.62	335.62
3/21/2017	250,000.00	HSBC Bank	1.000	250,000.00	-

CD Purchased		2.45% due 3/21/22		-	
3/27/2017 CD Sold	250,000.00	New Jersey Institute of Tech 2.17% due 7/01/17	1.001	250,250.00 1,295.97	1,545.97
3/27/2017 Interest Received	99.73	Worlds Foremost Bank 1.3% due 5/28/19	1.000	99.73	99.73
3/28/2017 Interest Received	1,264.52	Capital One Bank 1.7% due 9/28/21	1.000	1,264.52	1,264.52
3/30/2017 CD Sold	50,000.00	American Express Centurion 2.35% due 10/07/20	1.005	50,250.00 560.14	810.14
3/30/2017 CD Sold	200,000.00	American Express Centurion 2.1% due 6/30/20	1.000	199,900.00 1,346.30	1,246.30
3/30/2017 CD Purchased	250,000.00	Goldman Sachs Bank 2.4% due 3/30/17	1.000	250,000.00 -	-
3/30/2017 Interest Received	156.16	First Merchants Bank 1.9% due 12/30/20	1.000	156.16	156.16
Local Agency Investment Fund					
3/3/2017 Transfer	200,000.00	Transfer to Wells Fargo from Laif	1.000	200,000.00	
3/9/2017 Transfer	50,000.00	Transfer to Wells Fargo from Laif	1.000	50,000.00	