



Treasurer's Report

August 9, 2016

TO: Honorable Mayor and Town Council
FROM: Roger Carroll, Treasurer/Finance Officer
DATE: August 2, 2016
RE: Monthly Treasurer's Report

RECOMMENDED ACTION:

Receive and file.

ISSUE STATEMENT AND DISCUSSION:

California Government Code and Town Municipal Code require monthly Treasurer's reports. The reports attached are as follows:

- Investment Policy Compliance Report - lists the types of investments allowable by the State and the Town and whether our investments comply.
- Quality Analysis Report - groups the investments by Moody Rating Group.
- Transaction Ledger Report – shows the purchases, sales, interest payments and redemptions during the report period.

Other Information

COMPLIANCE WITH INVESTMENT POLICY:

The Town's portfolio is in compliance with our investment policy.

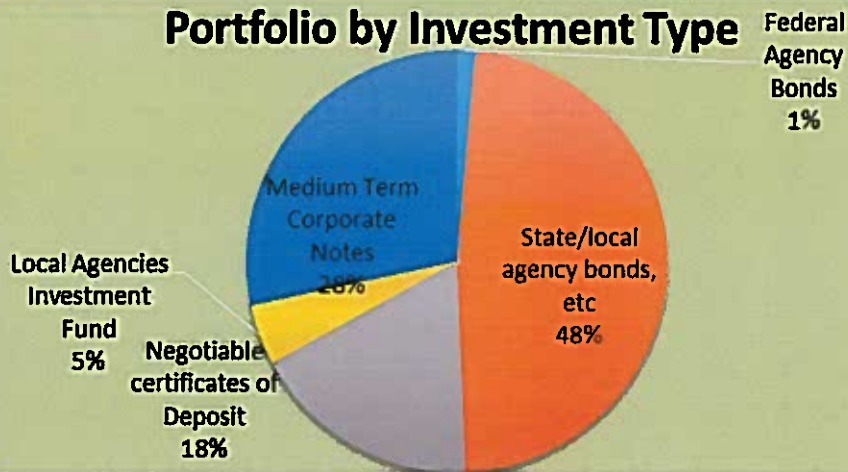
Other Information

Benchmarks as of July 31, 2016:

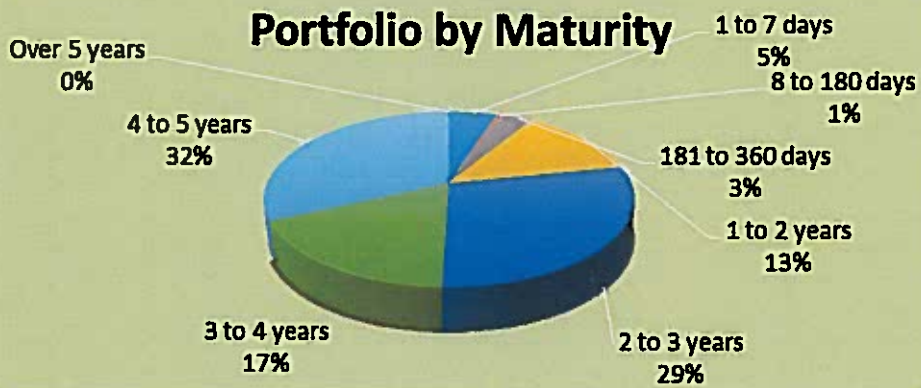
Federal Lending Rate:	0.50%
Two Year T-Bill Rate:	0.67%
LAIF daily Rate	0.57%

Town of Loomis Weighted Average Rate, excluding LAIF investments: 2.53%
 Average Maturity is 3.16 years.


Portfolio by Investment Type



Portfolio by Maturity



Portfolio by Maturity



Strategy

The Treasurer's current practice is:

- Sell bonds with higher interest rates to capture the market gain before it evaporates, but only if replacement earnings plus the market gain exceed the current projected earnings.
- Approximate a "barbell" strategy by investing in higher earning investments in the four to five year maturity range, and shorter term investments to be in position for as rates start to climb.

POLICY AND/OR FINANCIAL IMPLICATIONS:

None.

Attachments: Investment Policy Compliance Report
Quality Analysis Report
Transaction Ledger Report

Town of Loomis
Investment Policy Compliance
with Government Code Standards, and the Town of Loomis Investment Plan Standards
As of July 31, 2016

Current Portfolio Balance: \$ 13,023,880

Ca Government Code Section 53601	Govt Code Maximum %	Loomis Maximum %	Loomis Actual %	Complies
Bonds issued by Loomis		5.00%		Yes
Federal Treasury notes, bonds, bills	100.00%	100.00%		Yes
State/local agency bonds, etc	100.00%	50.00%	47.74%	Yes
Local agency bonds, etc	100.00%	50.00%		Yes
Federal Agency Bonds	100.00%	100.00%	1.36%	Yes
Bankers Acceptances	40.00%	40.00%		Yes
Commercial Paper	30.00%	15.00%		Yes
Negotiable certificates of Deposit	30.00%	30.00%	17.64%	Yes
Repurchase Agreements	20.00%	20.00%		Yes
Reverse Repurchase Agreements	20.00%	20.00%		Yes
Local Agencies Investment Fund		100.00%	4.62%	Yes
Time Deposits	30.00%	25.00%	0.40%	Yes
Medium Term Corporate Notes	30.00%	30.00%	28.26%	Yes
Shares of Beneficial Interest	20.00%	0.00%		Yes
Mortgage pass through security bonds	20.00%	0.00%		Yes
Total			100.00%	

Target Share of Portfolio per Investment Policy			Actual %	Actual \$
Range	Not Less Than	Not More Than		
1 to 7 days	5%	70%	5%	652,690
8 to 180 days	0%	30%	1%	77,070
181 to 360 days	0%	30%	3%	400,975
1 to 2 years	0%	40%	13%	1,702,404
2 to 3 years		40%	29%	3,741,175
3 to 4 years		30%	18%	2,285,590
4 to 5 years		30%	32%	4,163,976
Over 5 years		0%	0%	
Total				13,023,880

Town of Loomis
Quality Analysis Report
7/31/2016

Cusip	NAME	RATE	SETTLEMENT DATE	NEXT COUPON	MATURITY DATE	UNITS	DISCOUNT OR PREMIUM	BOOK VALUE	MARKET VALUE	UNREALIZED MARKET GAIN/LOSS
3134G9RK5	AGY FHLMC	1.100%	6/7/2016	12/7/2016	6/7/2021	100,000.00		100,000.00	100,056.00	56.00
01030LBY0	AA- Alabama St Inc	4.967%	6/1/2015	9/1/2016	9/1/2019	255,000.00	22,239.00	277,239.00	274,619.70	(2,619.30)
013141DA1	AA Albertville AL BOE	2.375%	11/19/2014	8/1/2016	2/1/2019	150,000.00		150,000.00	154,168.50	4,168.50
13017HAE6	A3 CA Earthquake Auth	2.805%	11/6/2014	7/1/2016	7/1/2019	500,000.00	6,448.00	506,448.00	513,175.00	6,727.00
13034PYJ0	A2 CA Housing Fin	2.339%	6/30/2016	8/1/2016	2/1/2021	200,000.00	2,469.00	202,469.00	201,336.00	(1,133.00)
170016YX1	Aa2 Chippewa Val Schls	2.350%	6/16/2015	12/1/2016	5/1/2020	100,000.00		100,000.00	103,862.00	3,862.00
186387LR5	A1 Cleveland OH	2.100%	4/9/2015	10/1/2016	10/1/2019	250,000.00	880.00	250,880.00	254,690.00	3,810.00
277335YD1	A2 Eastlake OH	2.600%	3/23/2016	8/1/2016	8/1/2020	100,000.00		100,000.00	101,846.00	1,846.00
34074GDH4	Aa3 Florida Hurricane Fund	2.995%	4/20/2016	7/1/2016	7/1/2020	250,000.00	9,180.00	259,180.00	261,732.50	2,552.50
3599007E1	A2 Fulton County Dev Auth	2.628%	1/4/2016	9/15/2016	3/15/2019	315,000.00	3,413.00	318,413.00	322,692.30	4,279.30
404476HG1	Aa3 Habersham Cnty Hosp	2.000%	8/13/2014	8/1/2016	2/1/2018	100,000.00		100,000.00	101,241.00	1,241.00
452151LD3	A1 Illinois GOB	4.350%	3/24/2014	12/1/2016	6/1/2018	73,333.32	1,573.00	74,906.32	75,567.80	661.48
454624S40	AA Kent Spl Ev Rev bonds	5.504%	12/16/2014	12/1/2016	12/1/2018	250,000.00	18,145.00	268,145.00	273,352.50	5,207.50
45571LCQ8	A+ Indio, CA Pub Fing	2.540%	4/20/2016	11/1/2016	11/1/2020	100,000.00	946.00	100,946.00	101,981.00	1,035.00
544587C30	A+ LA Muni Improvements	3.146%	11/27/2015	11/1/2016	11/1/2020	200,000.00	4,308.00	204,308.00	210,926.00	6,618.00
57563RMN6	AA Mass Ed Fin	3.100%	1/12/2016	7/1/2016	7/1/2020	250,000.00	2,252.00	252,252.00	259,815.00	7,563.00
612496AH2	A Monterey Fire	4.200%	2/20/2015	9/1/2016	9/1/2019	275,000.00	12,546.00	287,546.00	294,500.25	6,954.25
64579RAR8	A1 NJ Inst Tech	2.170%	9/25/2014	7/1/2016	7/1/2017	250,000.00	975.00	250,975.00	252,097.50	1,122.50
700773LN2	Aa2 Park Ridge Ill	2.100%	7/8/2014	12/1/2016	12/1/2017	270,000.00	1,694.00	271,694.00	273,439.80	1,745.80
736746TR9	Aa3 Portland OR	6.031%	3/25/2015	12/15/2016	8/15/2018	130,607.73	5,658.00	136,265.73	138,333.18	2,067.45
777543UT4	A2 Rosemont IL	3.021%	2/8/2016	12/1/2016	12/1/2019	250,000.00	8,092.00	258,092.00	260,307.50	2,215.50
79165TSN2	A St Louis Fin	2.411%	6/22/2016	10/15/2016	4/15/2021	250,000.00	4,527.00	254,527.00	254,292.50	(274.50)
79678RAR6	AA San Bern Red	2.625%	7/11/2016	12/1/2016	12/1/2020	250,000.00	7,457.00	257,457.00	253,842.50	(3,614.50)
79854WBD1	A+ San Luis Rev	2.400%	11/25/2014	7/1/2016	7/1/2018	175,000.00	1,156.00	176,156.00	177,889.25	1,733.25
83866PAB9	AA- S Lake Tahoe	2.250%	1/26/2015	12/1/2016	6/1/2019	250,000.00	1,120.00	251,120.00	253,847.50	2,727.50
86657MAT3	A+ Sumter Landing CDD	2.000%	10/28/2015	10/1/2016	10/1/2018	245,000.00	800.00	245,800.00	248,209.50	2,409.50
914402T44	AA+ US Maryland	2.000%	3/11/2014	10/1/2016	4/1/2018	140,000.00	1,182.00	141,182.00	142,556.40	1,374.40
942860MY0	A2 Waukegan, Il	5.250%	6/25/2015	12/30/2016	12/30/2018	305,000.00	14,764.00	319,764.00	321,531.00	1,767.00
968254BB7	A- Wilkes-Barre Fin Auth	2.622%	7/9/2015	11/1/2016	11/1/2019	200,000.00	1,281.00	201,281.00	201,936.00	655.00
02587CAD2	CD Amex Bank	1.050%	7/17/2014	7/17/2016	7/17/2017	150,000.00		150,000.00	149,602.01	(397.99)
02587DC89	CD Amex Bank Cent	2.350%	10/7/2015	10/7/2016	10/7/2020	50,000.00		50,000.00	52,783.68	2,783.68
02587DYM4	CD Amex Bank Cent	2.100%	6/3/2015	12/3/2016	6/3/2020	200,000.00		200,000.00	208,484.19	8,484.19
0258M0E81	A2 American Express	2.250%	6/6/2016	11/5/2021	5/5/2021	250,000.00	1,450.00	251,450.00	255,312.50	3,862.50
05531FAV5	A2 BB&T	2.050%	5/18/2016	11/10/2016	5/10/2021	250,000.00	1,102.00	251,102.00	254,162.50	3,060.50
05574LTX6	A+ BNP Paribas	2.400%	4/21/2014	12/12/2016	12/12/2018	100,000.00	791.00	100,791.00	101,910.00	1,119.00
05580AD87	CD BMW Bank	2.200%	10/16/2015	10/16/2016	10/16/2020	250,000.00		250,000.00	262,432.39	12,432.39
06050TLY6	A1 Bank of America	1.650%	2/1/2016	9/26/2016	3/26/2018	200,000.00		200,000.00	201,242.00	1,242.00
0606246L2	CD Bank of Baroda	2.150%	10/28/2013	10/29/2016	10/29/2018	200,000.00		200,000.00	205,630.98	5,630.98
06406HDF3	A1 Bank of NY Mellon	2.450%	6/6/2016	11/27/2016	11/27/2020	250,000.00	6,490.00	256,490.00	258,417.50	1,927.50
06739FHT1	A2 Barclays Bank	2.500%	6/10/2014	8/20/2016	2/20/2019	200,000.00	2,012.00	202,012.00	201,324.00	(688.00)
140420SH4	CD Capital One Bank	2.150%	6/19/2015	12/17/2016	6/17/2020	100,000.00		100,000.00	104,476.50	4,476.50
140420SJ0	CD Capital One Bank	1.500%	6/19/2015	12/18/2016	6/18/2018	100,000.00		100,000.00	100,990.60	990.60
140420WD8	CD Capital One Bank	2.250%	9/30/2015	9/30/2016	9/30/2020	50,000.00		50,000.00	52,553.93	2,553.93
166764AE0	AA1 Chevron Corp	1.718%	1/29/2016	12/24/2016	6/24/2018	100,000.00		100,000.00	101,331.00	1,331.00
166764AR1	AA1 Chevron Corp	1.961%	1/27/2016	9/3/2016	3/3/2020	100,000.00	(880.00)	99,120.00	102,396.00	3,276.00
17284CCS1	CD CIT Bank SLC	1.150%	4/24/2013	10/24/2016	4/24/2018	200,000.00		200,000.00	200,294.29	294.29
31938QJ47	CD First Business Bnk	1.750%	5/30/2014	11/30/2016	5/30/2019	100,000.00		100,000.00	102,302.93	2,302.93
31677QBF5	A3 Fifth Third Bank	2.300%	3/16/2016	9/15/2016	3/15/2019	250,000.00	1,560.00	251,560.00	255,547.50	3,987.50
40428HPV8	A2 HSBC	2.750%	8/28/2015	8/7/2016	8/7/2020	375,000.00	2,010.00	377,010.00	382,113.75	5,103.75
46625HNX4	A3 JP Morgan Chase	2.550%	1/25/2016	10/29/2016	10/29/2020	100,000.00	-	100,000.00	102,591.00	2,591.00
46625HRT9	A3 JP Morgan Chase	2.400%	7/25/2016	12/7/2016	6/7/2021	200,000.00	3,630.00	203,630.00	203,562.00	(68.00)
55279HAE0	A2 Manuf/Trade Trust	2.300%	4/21/2014	7/30/2016	1/30/2019	125,000.00	770.00	125,770.00	127,478.75	1,708.75
58733AAE9	CD Mercantil Commercebar	1.100%	2/13/2013	8/13/2016	2/13/2018	97,000.00		97,000.00	96,918.67	(81.33)
63743FXE1	A2 Natl Rural Util Coop	2.500%	8/27/2015	8/15/2016	8/15/2020	100,000.00		100,000.00	101,583.00	1,583.00
69353REU8	A2 PNC Bank	2.450%	2/16/2016	11/5/2016	11/5/2020	100,000.00	1,172.00	101,172.00	103,325.00	2,153.00
69353REW4	A2 PNC Bank	2.150%	5/2/2016	10/29/2016	4/29/2021	100,000.00		100,000.00	101,991.00	1,991.00
75951AAA6	A2 Reliance Stand Life	2.500%	5/28/2014	10/24/2016	4/24/2019	100,000.00		100,000.00	101,624.00	1,624.00
822582BP6	AA1 Shell Internat Fin	2.250%	1/25/2016	11/10/2016	11/10/2020	100,000.00		100,000.00	102,975.00	2,975.00
856283VD5	CD State Bnk India	2.050%	10/11/2013	10/11/2016	10/11/2018	200,000.00		200,000.00	205,090.21	5,090.21
87165FJT2	CD Synchrony Bank	2.250%	10/2/2015	10/2/2016	10/2/2020	150,000.00		150,000.00	157,703.56	7,703.56
871829AL1	A1 SYSCO Corp	5.250%	5/29/2013	8/12/2016	2/12/2018	100,000.00	5,200.00	105,200.00	105,770.00	570.00
88413QAP3	CD Third Federal S&L	1.800%	5/23/2014	11/23/2016	5/23/2019	100,000.00		100,000.00	102,453.74	2,453.74
90950EAF8	A2 Union Bank	2.250%	2/16/2016	11/6/2016	5/6/2019	200,000.00	1,352.00	201,352.00	203,122.80	1,770.80
94974BGR5	A2 Wells Fargo	2.550%	1/29/2016	12/7/2016	12/7/2020	350,000.00	3,415.00	353,415.00	359,866.50	6,451.50
9497485W3	CD Wells Fargo	1.750%	6/17/2016	8/17/2016	6/17/2021	250,000.00		250,000.00	258,446.74	8,446.74
981571CM2	CD Worlds Foremost Bnk	1.300%	5/26/2016	8/28/2016	5/28/2019	100,000.00		100,000.00	101,055.78	1,055.78
ACCRUED INT AGY						77,070.00		77,070.00		
Sub- total						12,208,011.05	163,179.00	12,371,190.05	12,472,670.18	178,550.13
Balance on account with LAIF						601,209.66		601,209.66	652,689.72	
Balance on account with Money market						51,480.06		51,480.06		
Total Portfolio						12,860,700.77		13,023,879.77		

Town of Looms
Transaction Ledger
7/01/16 to 7/31/16

<u>Trans Date</u> <u>Trans Type</u>	<u>Quantity</u>	<u>Description</u>	<u>Price</u>	<u>Amount</u> <u>Int Purch/Sold</u>	<u>Premium/Gain</u> <u>(Discount)/(Loss)</u>
7/1/2016 Interest Received	7,012.50	CA Earthquake Fund 2.805% due 7/01/19	1.000	7,012.50	7,012.50
7/1/2016 Interest Received	3,743.75	Florida Hurricane Fund 2.995% due 07/01/20	1.000	3,743.75	3,743.75
7/1/2016 Interest Received	3,875.00	Mass Edu Finance 3.1% due 07/01/20	1.000	3,875.00	3,875.00
7/1/2016 Interest Received	2,712.50	NJ Inst of Tech 3.021% due 07/01/20	1.000	2,712.50	2,712.50
7/1/2016 Interest Received	2,100.00	San Luis AZ 2.4% due 7/01/18	1.000	2,100.00	2,100.00
7/2/2016 Interest Received	0.92	Federated Govt Oblig Fund 0.01% floating 7 day	1.000	0.92	0.92
7/6/2016 Transfer	90,697.38	Transfer to Wells Fargo from Bank of New York	1.000	90,697.38	
7/11/2016 Purchased	250,000.00	San Bernadino Redev 2.45% due 11/27/20	1.030	257,592.50 1,604.17	257,592.50
7/11/2016 Sold	190,000.00	San Bernadino GLC 1.686% due 8/01/17	1.006	191,064.00 1,423.73	2,487.73
7/11/2016 Sold	100,000.00	General Electric Cap 5.25% due 5/15/18	1.069	106,850.00 816.67	7,666.67
7/11/2016 Sold	200,000.00	General Electric Cap 4.55% due 3/15/18	1.052	210,400.00 2,932.22	13,332.22
7/15/2016 Interest Received	208.33	Nat Rural Utility 2.5% due 8/15/20	1.000	208.33	208.33
7/18/2016 Interest Received	785.34	American Express Bank 1.05% due 7/17/17	1.000	785.34	785.34
7/18/2016 Interest Received	359.59	Wells Fargo Bank 1.75% due 6/17/21	1.000	359.59	359.59
7/25/2016	200,000.00	JP Morgan Chase	1.018	203,630.00	203,630.00

Purchased 2.4% due 6/07/21 640.00

7/26/2016 106.85 Worlds Foremost 1.000 106.85 106.85
Interest Received 1.3% due 5/28/19

Local Agency Investment Fund

7/15/2016 375,000.00 Transfer Wells Fargo 1.000 375,000.00
Transfer to LAIF

7/15/2016 259.98 Transfer LAIF 1.000 259.98
Interest earned to Wells Fargo

7/27/2016 25,000.00 Transfer LAIF 1.000 25,000.00
Transfer to Wells Fargo