



# Treasurer's Report

January 10, 2017

---

**TO:** Honorable Mayor and Town Council  
**FROM:** Roger Carroll, Treasurer/Finance Officer  
**DATE:** December 29, 2016  
**RE:** Monthly Treasurer's Report

---

## RECOMMENDED ACTION:

Receive and file.

## ISSUE STATEMENT AND DISCUSSION:

California Government Code and Town Municipal Code require monthly Treasurer's reports. The reports attached are as follows:

- Investment Policy Compliance Report - lists the types of investments allowable by the State and the Town and whether our investments comply.
- Quality Analysis Report - groups the investments by Moody Rating Group.
- Transaction Ledger Report – shows the purchases, sales, interest payments and redemptions during the report period.

### **Other Information**

## COMPLIANCE WITH INVESTMENT POLICY:

The Town's portfolio is in compliance with our investment policy.

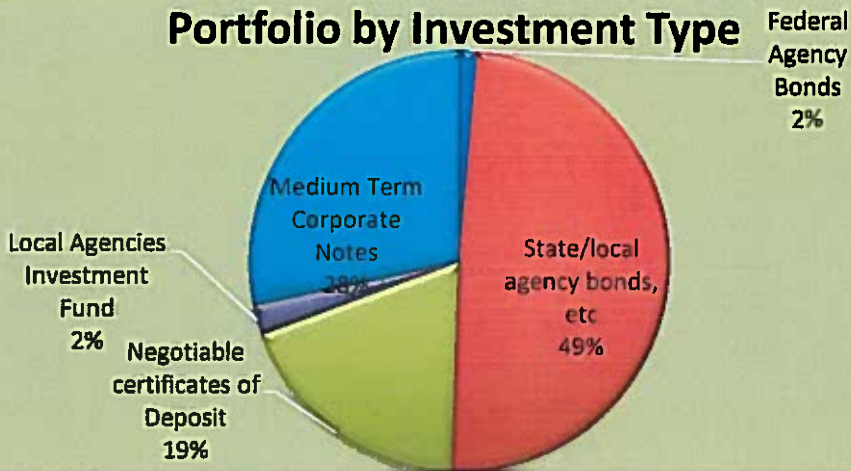
### **Other Information**

Benchmarks as of December 28, 2016:

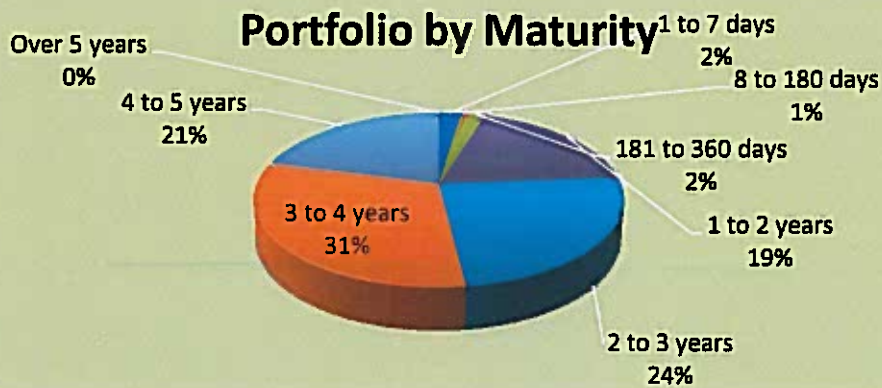
Federal Lending Rate:	0.75%
Two Year T-Bill Rate:	1.97%
LAIF daily Rate	0.70%

Town of Loomis Weighted Average Rate, excluding LAIF investments: 2.53%  
 Average Maturity is 3.09 years.


### Portfolio by Investment Type



### Portfolio by Maturity



### Portfolio by Maturity



## **Strategy**

The Treasurer's current practice is:

- Sell bonds with higher interest rates to capture the market gain before it evaporates, but only if replacement earnings plus the market gain exceed the current projected earnings.
- Approximate a "barbell" strategy by investing in higher earning investments in the four to five-year maturity range, and shorter term investments to be in position for as rates start to climb.

## **POLICY AND/OR FINANCIAL IMPLICATIONS:**

None.

Attachments: Investment Policy Compliance Report  
Quality Analysis Report  
Transaction Ledger Report

**Town of Loomis**  
**Investment Policy Compliance**  
with Government Code Standards, and the Town of Loomis Investment Plan Standards  
As of December 31, 2016

**Current Portfolio Balance: \$ 12,980,539**

Ca Government Code Section 53601	Govt Code Maximum %	Loomis Maximum %	Loomis Actual %	Complies
Bonds issued by Loomis		5.00%		Yes
Federal Treasury notes, bonds, bills	100.00%	100.00%		Yes
State/local agency bonds, etc	100.00%	50.00%	49.16%	Yes
Local agency bonds, etc	100.00%	50.00%		Yes
Federal Agency Bonds	100.00%	100.00%	1.34%	Yes
Bankers Acceptances	40.00%	40.00%		Yes
Commercial Paper	30.00%	15.00%		Yes
Negotiable certificates of Deposit	30.00%	30.00%	18.87%	Yes
Repurchase Agreements	20.00%	20.00%		Yes
Reverse Repurchase Agreements	20.00%	20.00%		Yes
Local Agencies Investment Fund		100.00%	2.33%	Yes
Time Deposits	30.00%	25.00%	0.00%	Yes
Medium Term Corporate Notes	30.00%	30.00%	28.30%	Yes
Shares of Beneficial Interest	20.00%	0.00%		Yes
Mortgage pass through security bonds	20.00%	0.00%		Yes
<b>Total</b>			<b>100.00%</b>	

Target Share of Portfolio per Investment Policy			Actual %	Actual \$
Range	Not Less Than	Not More Than		
1 to 7 days	5%	70%	2%	301,899
8 to 180 days	0%	30%	1%	73,942
181 to 360 days	0%	30%	2%	250,425
1 to 2 years	0%	40%	19%	2,456,310
2 to 3 years		40%	24%	3,153,197
3 to 4 years		30%	31%	4,031,003
4 to 5 years		30%	21%	2,713,764
Over 5 years		0%	0%	
<b>Total</b>				<b>12,980,539</b>

Town of Loomis  
Quality Analysis Report  
12/31/2016

Cusip	NAME	RATE	NEXT COUPON	MATURITY DATE	UNITS	DISCOUNT OR PREMIUM	BOOK VALUE	MARKET VALUE	UNREALIZED MARKET GAIN/LOSS
3134G9RK5	AGY FHLMC	1.500%	6/7/2017	6/7/2021	100,000.00		100,000.00	99,958.00	(42.00)
01030LBY0	AA- Alabama St Inc	4.967%	3/1/2017	9/1/2019	255,000.00	19,214.00	274,214.00	268,856.70	(5,357.30)
013141DA1	AA Albertville AL BOE	2.375%	2/1/2017	2/1/2019	150,000.00		150,000.00	151,591.50	1,591.50
13017HAE6	A3 CA Earthquake Auth	2.805%	1/1/2017	7/1/2019	500,000.00	5,498.00	505,498.00	508,740.00	3,242.00
13034PYJ0	A2 CA Housing Fin	2.339%	2/1/2017	2/1/2021	200,000.00	2,244.00	202,244.00	196,986.00	(5,258.00)
170016YX1	Aa2 Chippewa Val Schls	2.350%	6/1/2017	5/1/2020	100,000.00		100,000.00	100,995.00	995.00
186387LR5	A1 Cleveland OH	2.100%	4/1/2017	10/1/2019	250,000.00	755.00	250,755.00	251,570.00	815.00
277335YD1	A2 Eastlake OH	2.600%	2/1/2017	8/1/2020	100,000.00		100,000.00	100,928.00	928.00
34074GDH4	Aa3 Florida Hurricane Fund	2.995%	1/1/2017	7/1/2020	250,000.00	8,230.00	258,230.00	256,060.00	(2,170.00)
404476HG1	Aa3 Habersham Cnty Hosp	2.000%	2/1/2017	2/1/2018	100,000.00		100,000.00	100,524.00	524.00
452151LD3	A1 Illinois GOB	4.350%	6/1/2017	6/1/2018	73,333.32	1,023.00	74,356.32	74,572.67	216.35
454624S40	AA Kent Spl Ev Rev bonds	5.504%	6/1/2017	12/1/2018	250,000.00	14,895.00	264,895.00	267,857.50	2,962.50
45571LCO8	A+ Indio, CA Pub Fing	2.540%	5/1/2017	11/1/2020	100,000.00	846.00	100,846.00	97,629.00	(3,217.00)
462590LB4	A Iowa St Ln Corp	2.238%	6/1/2017	12/1/2020	270,000.00	3,253.00	273,253.00	266,795.10	(6,457.90)
544587C30	A+ LA Muni Improvements	3.146%	5/1/2017	11/1/2020	200,000.00	3,883.00	203,883.00	205,698.00	1,813.00
564393HH2	A+ Mansfield Park	2.150%	8/1/2017	8/1/2021	255,000.00	1,653.00	256,653.00	249,367.05	(7,285.95)
57563RMM6	AA Mass Ed Fin	3.100%	1/1/2017	7/1/2020	250,000.00	2,002.00	252,002.00	253,090.00	1,088.00
612496AH2	A Monterey Fire	4.200%	3/1/2017	9/1/2019	275,000.00	10,496.00	285,496.00	287,218.25	1,722.25
64579RAR8	A1 NJ Inst Tech	2.170%	1/1/2017	7/1/2017	250,000.00	425.00	250,425.00	251,050.00	625.00
736746TR9	Aa3 Portland OR	6.031%	6/15/2017	6/15/2018	130,607.73	4,358.00	134,965.73	136,038.40	1,072.67
777543UT4	A2 Rosemont IL	3.021%	6/1/2017	12/1/2019	250,000.00	7,076.00	257,076.00	255,760.00	(1,316.00)
79165TSN2	A St Louis Fin	2.411%	4/15/2017	4/15/2021	250,000.00	4,127.00	254,127.00	245,227.50	(8,899.50)
79678RAR6	AA San Bern Red	2.625%	6/1/2017	12/1/2020	250,000.00	6,782.00	256,782.00	246,685.00	(10,097.00)
79854WBD1	A+ San Luis Rev	2.400%	1/1/2017	7/1/2018	175,000.00	856.00	175,856.00	176,239.00	383.00
83866PAB9	AA- S Lake Tahoe	2.250%	6/1/2017	6/1/2019	250,000.00	970.00	250,970.00	250,722.50	(247.50)
86657MAT3	A+ Sumter Landing CDD	2.000%	4/1/2017	10/1/2018	245,000.00	650.00	245,650.00	246,291.15	641.15
914402T44	AA+ US Maryland	2.000%	4/1/2017	4/1/2018	140,000.00	882.00	140,882.00	141,225.00	343.00
92603PER9	AA2 Victor Valley	1.896%	2/1/2017	8/1/2021	250,000.00	(4,917.00)	245,083.00	245,083.00	-
942860MY0	A2 Waukegan, Il	5.250%	6/30/2017	12/30/2018	305,000.00	10,389.00	315,389.00	316,373.45	984.45
968254BB7	A- Wilkes-Barre Fin Auth	2.622%	5/1/2017	11/1/2019	200,000.00	1,056.00	201,056.00	198,184.00	(2,872.00)
02587DC89	CD Amex Bank Cent	2.350%	4/7/2017	10/7/2020	50,000.00		50,000.00	51,301.29	1,301.29
02587DYM4	CD Amex Bank Cent	2.100%	6/3/2017	6/3/2020	200,000.00		200,000.00	203,417.28	3,417.28
0258M0EB1	A2 American Express	2.250%	5/5/2017	5/5/2021	250,000.00	1,325.00	251,325.00	247,430.00	(3,895.00)
02665WBG5	A+ American Honda Fin	1.700%	3/9/2017	9/9/2021	200,000.00		200,000.00	193,224.00	(6,776.00)
05531FAV5	A2 BB&T	2.050%	5/10/2017	5/10/2021	250,000.00	1,002.00	251,002.00	245,567.50	(5,434.50)
05574LTX6	A+ BNP Paribas	2.400%	6/12/2017	12/12/2018	100,000.00	666.00	100,666.00	100,936.00	270.00
05580AD87	CD BMW Bank	2.200%	4/16/2017	10/16/2020	250,000.00		250,000.00	255,125.30	5,125.30
06050TLY6	A1 Bank of America	1.650%	3/26/2017	3/26/2018	200,000.00		200,000.00	200,010.00	10.00
060624L2	CD Bank of Bardonia	2.150%	4/29/2017	10/29/2018	200,000.00		200,000.00	202,953.62	2,953.62
06406HDF3	A1 Bank of NY Mellon	2.450%	5/27/2017	11/27/2020	250,000.00	5,840.00	255,840.00	250,865.00	(4,975.00)
14042RCH2	CD Capital One Bank McClt	1.700%	3/28/2017	9/28/2021	150,000.00		150,000.00	149,395.05	(604.95)
14042RDS7	CD Capital One Bank McClt	1.750%	4/26/2017	10/26/2021	100,000.00		100,000.00	99,776.04	(223.96)
14042OSH4	CD Capital One Bank	2.150%	6/1/2017	6/1/2020	100,000.00		100,000.00	101,900.33	1,900.33
14042OSJ0	CD Capital One Bank	1.500%	6/18/2017	6/18/2018	100,000.00		100,000.00	100,028.86	28.86
14042OWD8	CD Capital One Bank	2.250%	3/30/2017	9/30/2020	50,000.00		50,000.00	51,107.44	1,107.44
166764AE0	AA1 Chevron Corp	1.718%	6/24/2017	6/24/2018	100,000.00		100,000.00	100,292.00	292.00
166764AR1	AA1 Chevron Corp	1.961%	3/3/2017	3/3/2020	100,000.00	(780.00)	99,220.00	99,059.00	(161.00)
254672L89	CD Discover Bank	1.500%	4/26/2017	10/26/2020	100,000.00		100,000.00	99,391.87	(608.13)
254672Y36	CD Discover Bank	2.250%	6/29/2017	12/29/2021	150,000.00		150,000.00	150,000.00	-
31938QJ47	CD First Business Bnk	1.750%	5/30/2017	5/30/2019	100,000.00		100,000.00	100,812.40	812.40
31677QBF5	A3 Fifth Third Bank	2.300%	3/15/2017	3/15/2019	250,000.00	1,360.00	251,360.00	251,757.50	397.50
32082BEK1	CD First Merchants Bnk	1.900%	6/30/2017	12/30/2020	100,000.00		100,000.00	100,000.00	-
40428HPV8	A2 HSBC	2.750%	2/7/2017	8/7/2020	375,000.00	1,810.00	376,810.00	374,831.25	(1,978.75)
46625HNX4	A3 JP Morgan Chase	2.550%	4/29/2017	10/29/2020	100,000.00	-	100,000.00	100,293.00	293.00
46625HRT9	A3 JP Morgan Chase	2.400%	6/7/2017	6/7/2021	200,000.00	3,330.00	203,330.00	197,900.00	(5,430.00)
55279HAE0	A2 Manuf/Trade Trust	2.300%	1/30/2017	1/30/2019	125,000.00	620.00	125,620.00	125,927.50	307.50
63743FXE1	A2 Natl Rural Util Coop	2.500%	1/15/2017	8/15/2020	100,000.00		100,000.00	98,695.00	(1,305.00)
69353REU8	A2 PNC Bank	2.450%	5/5/2017	11/5/2020	100,000.00	1,047.00	101,047.00	100,339.00	(708.00)
69353REW4	A2 PNC Bank	2.150%	4/29/2017	4/29/2021	100,000.00		100,000.00	98,687.00	(1,313.00)
75951AAA6	A2 Reliance Stand Life	2.500%	4/24/2017	4/24/2019	100,000.00		100,000.00	100,588.00	588.00
822582BP6	AA1 Shell Internat Fin	2.250%	5/10/2017	11/10/2020	100,000.00		100,000.00	99,675.00	(325.00)
856283VD5	CD State Bnk India	2.050%	4/11/2017	10/11/2018	200,000.00		200,000.00	202,506.15	2,506.15
87165FJT2	CD Synchrony Bank	2.250%	4/2/2017	10/2/2020	150,000.00		150,000.00	153,328.98	3,328.98
871829AL1	A1 SYSCO Corp	5.250%	2/12/2017	2/12/2018	100,000.00	3,650.00	103,650.00	104,124.00	474.00
88413QAP3	CD Third Federal S&L	1.800%	5/23/2017	5/23/2019	100,000.00		100,000.00	100,971.00	971.00
90950EAF8	A2 Union Bank	2.250%	5/6/2017	5/6/2019	200,000.00	1,152.00	201,152.00	200,540.00	(612.00)
94974BGR5	A2 Wells Fargo	2.550%	6/7/2017	12/7/2020	350,000.00	3,090.00	353,090.00	350,675.50	(2,414.50)
9497485W3	CD Wells Fargo	1.750%	1/17/2017	6/17/2021	250,000.00		250,000.00	249,966.67	(33.33)
981571CM2	CD Worlds Foremost Bnk	1.300%	1/28/2017	5/28/2019	100,000.00		100,000.00	99,739.67	(260.33)
ACCRUED INT AGY					73,941.50		73,941.50		
Sub- total					12,547,882.55	130,758.00	12,678,640.55	12,560,449.97	(44,249.08)
Balance on account with LAIF					301,898.63		301,898.63	301,898.63	
Balance on account with Money market					-		-	-	
Total Portfolio					12,849,781.18		12,980,539.18		

Town of Looms  
Transaction Ledger  
12/01/16 to 12/31/16

<u>Trans Date</u>	<u>Quantity</u>	<u>Description</u>	<u>Price</u>	<u>Amount</u> <u>Int Purch/Sold</u>	<u>Premium/Gain</u> <u>(Discount)/(Loss)</u>
<u>Trans Type</u>					
12/1/2016 Interest Received	6,880.00	Kent Washington 5.504% due 12/01/18	1.000	6,880.00	6,880.00
12/1/2016 Interest Received	3,776.25	Rosemont, IL 2.021% due 12/01/19	1.000	3,776.25	3,776.25
12/1/2016 Interest Received	4,156.25	San Bernadino 2.625% due 12/01/20	1.000	4,156.25	4,156.25
12/1/2016 Interest Received	2,812.50	South Lake Tahoe 2.25% due 6/01/19	1.000	2,812.50	2,812.50
12/1/2016 Interest Received	1,595.00	Illinois GOB 4.35% due 6/01/18	1.000	1,595.00	1,595.00
12/2/2016 Interest Received	4.78	Federated Govt Oblig Fund 0.01% floating 7 day	1.000	4.78	4.78
12/5/2016 Interest Received	2,105.75	American Express 2.1% due 6/03/20	1.000	2,105.75	2,105.75
12/7/2016 Interest Received	550.00	FHLMC 1.5% due 6/07/21	1.000	550.00	550.00
12/7/2016 Interest Received	2,400.00	JP Morgan Chase 2.4% due 6/07/21	1.000	2,400.00	2,400.00
12/7/2016 Interest Received	4,462.50	Wells Fargo Bank 2.55% due 12/07/20	1.000	4,462.50	4,462.50
12/12/2016 Interest Received	1,200.00	BNP Paribas 2.4% due 12/12/18	1.000	1,200.00	1,200.00
12/15/2016 Interest Received	208.33	Nat Rural Utility 2.5% due 8/15/20	1.000	208.33	208.33
12/15/2016 Interest Received	3,938.48	Portland OR 6.031% due 6/15/18	1.000	3,938.48	3,938.48
12/27/2016 Transfer	43,320.88	From Bank of New York to Wells Fargo Bank	1.000	43,320.88	
12/19/2016	1,077.95	Capital One Bank	1.000	1,077.95	1,077.95

Interest Received		2.15% due 6/17/20			
12/19/2016	752.05	Capital One Bank	1.000	752.05	752.05
Interest Received		1.5% due 6/18/18			
12/19/2016	359.59	Wells Fargo Bank	1.000	359.59	359.59
Interest Received		1.75% due 6/17/21			
12/27/2016	859.00	Chevron	1.000	859.00	859.00
Interest Received		1.718% due 6/24/18			
12/27/2016	106.85	Worlds Foremost Bank	1.000	106.85	106.85
Interest Received		1.3% due 5/28/19			
12/27/2016	189,234.23	To Bank of New York	1.000	189,234.23	
Transfer		from Wells Fargo Bank			
12/28/2016	200,000.00	CIT Bank	0.996	199,200.00	(390.41)
CD sold		1.15% due 4/24/18		409.59	
12/28/2016	97,000.00	Mercanitel Commercial Bnk	0.996	96,612.00	12.49
CD sold		1.1% due 2/13/18		400.49	
12/28/2016	250,000.00	Victor Valley	0.980	245,082.50	245,082.50
Bond purchased		1.896% due 12/29/21		1,935.50	
12/29/2016	150,000.00	Discover Bank	1.000	150,000.00	150,000.00
CD purchased		2.25% due 12/29/21			
12/30/2016	100,000.00	First Merchants Bank	1.000	100,000.00	100,000.00
CD purchased		1.9% due 12/30/20			
12/30/2016	8,006.25	Waukegan IL	1.000	8,006.25	8,006.25
Interest Received		5.25% due 12/30/18			
<b>Local Agency Investment Fund</b>					
12/15/2016	15,000.00	Transfer to Wells Fargo	1.000	15,000.00	
Transfer		from Laif			