

Treasurer's Report

July 11, 2017

TO: Honorable Mayor and Town Council
FROM: Roger Carroll, Treasurer/Finance Officer
DATE: July 5, 2017
RE: Monthly Treasurer's Report

RECOMMENDED ACTION:

Receive and file.

ISSUE STATEMENT AND DISCUSSION:

California Government Code and Town Municipal Code require monthly Treasurer's reports. The reports attached are as follows:

- Investment Policy Compliance Report - lists the types of investments allowable by the State and the Town and whether our investments comply.
- Quality Analysis Report - groups the investments by Moody Rating Group.
- Transaction Ledger Report – shows the purchases, sales, interest payments and redemptions during the report period.

Other Information

COMPLIANCE WITH INVESTMENT POLICY:

The Town's portfolio is in compliance with our investment policy.

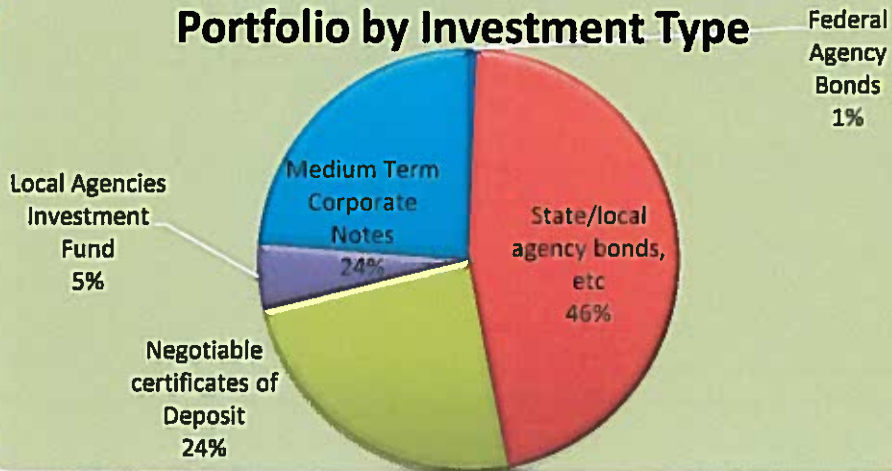
Other Information

Benchmarks as of June 30, 2017:

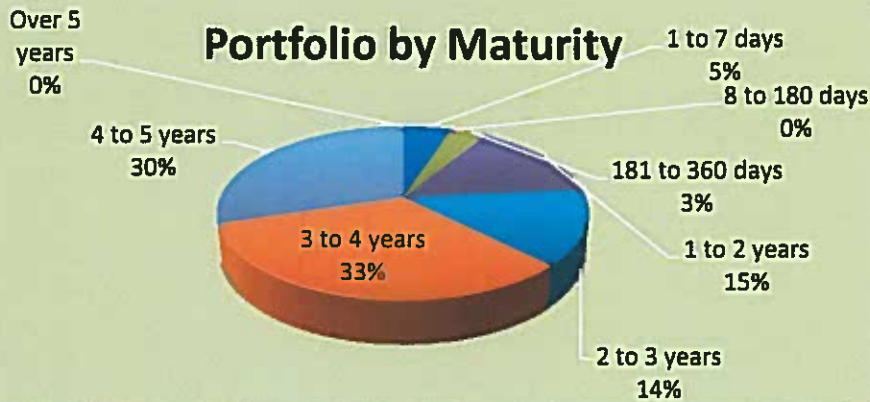
Federal Lending Rate:	1.250%
Two Year T-Bill Rate:	1.38%
LAIF daily Rate	1.01%

Town of Loomis Weighted Average Rate, excluding LAIF investments: 2.60%
 Average Maturity is 3.17 years.

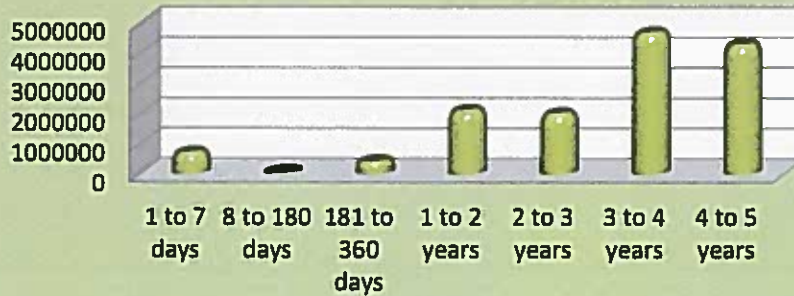
Portfolio by Investment Type



Portfolio by Maturity



Portfolio by Maturity



Strategy

The Treasurer's current practice is:

- Sell bonds with higher interest rates to capture the market gain before it evaporates, but only if replacement earnings plus the market gain exceed the current projected earnings.
- Approximate a "barbell" strategy by investing in higher earning investments in the four to five-year maturity range, and shorter term investments to be in position for as rates start to climb.

POLICY AND/OR FINANCIAL IMPLICATIONS:

None.

Attachments: Investment Policy Compliance Report
Quality Analysis Report
Transaction Ledger Report

Town of Loomis
Investment Policy Compliance
with Government Code Standards, and the Town of Loomis Investment Plan Standards
As of June 30, 2017

Current Portfolio Balance: \$ 14,373,948

Ca Government Code Section 53601	Govt Code Maximum %	Loomis Maximum %	Loomis Actual %	Complies
Bonds issued by Loomis		5.00%		Yes
Federal Treasury notes, bonds, bills	100.00%	100.00%		Yes
State/local agency bonds, etc	100.00%	50.00%	46.29%	Yes
Local agency bonds, etc	100.00%	50.00%		Yes
Federal Agency Bonds	100.00%	100.00%	0.59%	Yes
Bankers Acceptances	40.00%	40.00%		Yes
Commercial Paper	30.00%	15.00%		Yes
Negotiable certificates of Deposit	30.00%	30.00%	24.35%	Yes
Repurchase Agreements	20.00%	20.00%		Yes
Reverse Repurchase Agreements	20.00%	20.00%		Yes
Local Agencies Investment Fund		100.00%	5.03%	Yes
Time Deposits	30.00%	25.00%	0.00%	Yes
Medium Term Corporate Notes	30.00%	30.00%	23.75%	Yes
Shares of Beneficial Interest	20.00%	0.00%		Yes
Mortgage pass through security bonds	20.00%	0.00%		Yes
Total			100.00%	

Target Share of Portfolio per Investment Policy			Actual %	Actual \$
Range	Not Less Than	Not More Than		
1 to 7 days	5%	70%	5%	723,094
8 to 180 days	0%	30%	1%	84,277
181 to 360 days	0%	30%	3%	452,700
1 to 2 years	0%	40%	15%	2,119,308
2 to 3 years		40%	14%	2,015,206
3 to 4 years		30%	33%	4,687,391
4 to 5 years		30%	30%	4,291,972
Over 5 years		0%	0%	
Total				14,373,948

Town of Looms
Transaction Ledger
6/01/17 to 6/30/17

<u>Trans Date</u>	<u>Quantity</u>	<u>Description</u>	<u>Price</u>	<u>Amount</u> <u>Int Purch/Sold</u>	<u>Premium/Gain</u> <u>(Discount)/(Loss)</u>
<u>Trans Type</u>					
6/1/2017 Interest Received	1,205.73	Antelope Valley, CA 2.315% due 6/01/20	1.000	1,205.73	1,205.73
6/1/2017 Interest Received	2,100.00	Covington, KY 3.0% due 12/01/21	1.000	2,100.00	2,100.00
6/1/2017 Bond pay down	33,333.33	Illinois GOB 4.35% due 6/01/18	1.000	33,333.33 1,595.00	34,928.33
6/1/2017 Interest Received	3,853.98	Iowa Student Loan 2.379% due 12/01/20	1.000	3,853.98	3,853.98
6/1/2017 Interest Received	6,880.00	Kent, WA 5.504% due 12/01/18	1.000	6,880.00	6,880.00
6/1/2017 Interest Received	3,776.25	Rosemont, IL 3.021% due 12/01/19	1.000	3,776.25	3,776.25
6/1/2017 Interest Received	3,281.25	San Bernadino, CA 2.625% due 12/01/20	1.000	3,281.25	3,281.25
6/1/2017 Interest Received	2,812.50	South Lake Tahoe, CA 2.25% due 6/01/19	1.000	2,812.50	2,812.50
6/2/2017 Interest Received	63.83	Federated Govt Oblig Fund 0.01% floating 7 day	1.000	63.83	63.83
6/7/2017 Bond called	100,000.00	FHLMC 1.5% due 6/07/21	1.000	100,000.00 750.00	750.00
6/7/2017 Interest Received	2,400.00	JP Morgan Chase 2.4% due 6/07/21	1.000	2,400.00	2,400.00
6/7/2017 Interest Received	4,462.50	Wells Fargo 2.55% due 12/07/20	1.000	4,462.50	4,462.50
6/12/2017 Interest Received	1,200.00	BNP Paribas 2.4% due 12/12/18	1.000	1,200.00	1,200.00
6/15/2017 Bond pay down	63,381.22	Portland, OR 6.031% due 6/15/18	1.000	63,381.22 3,938.48	67,319.70
6/15/2017	208.33	Nat Rural Utility	1.000	208.33	208.33

Interest Received		2.5% due 8/15/20			
6/19/2017	371.58	Wells Fargo	1.000	371.58	371.58
Interest Received		1.75% due 6/17/21			
6/20/2017	250,000.00	US Bancorp	1.012	252,925.00	5,586.46
Bond sold		2.625% due 1/24/22		2,661.46	
6/21/2017	250,000.00	Sallie Mae Bank	1.000	250,000.00	-
CD Purchased		2.35% due 6/21/22		-	
6/26/2017	110.41	Worlds Foremost Bank	1.000	110.41	110.41
Interest Received		1.3% due 5/28/19			
6/29/2017	1,682.88	Discover Bank	1.000	1,682.88	1,682.88
Interest Received		2.25% due 12/29/21			
6/30/2017	482.88	Comenity Capital Bank	1.000	482.88	482.88
Interest Received		2.35% due 5/31/22			
6/30/2017	161.37	First Merchants Bank	1.000	161.37	161.37
Interest Received		1.9% due 12/30/20			
6/30/2017	8,006.25	Waukegan, IL	1.000	8,006.25	8,006.25
Interest Received		5.25% due 12/30/18			
6/30/2017	251,644.23	Transfer from Bank of New Yor	1.000	251,644.23	-
Transfer		to Wells Fargo checking			
Local Agency Investment Fund					
6/27/2017	100,000.00	Transfer from Wells Fargo	1.000	100,000.00	
Transfer		to Laif			