



Treasurer's Report August 8, 2017

TO: Honorable Mayor and Members of the Town Council
FROM: Roger Carroll, Treasurer/Finance Officer
DATE: August 1, 2017
RE: Monthly Treasurer's Report

Recommendation:

Receive and file.

Issue Statement and Discussion:

California Government Code and Town Municipal Code require monthly Treasurer's reports. The reports attached are as follows:

- Investment Policy Compliance Report - lists the types of investments allowable by the State and the Town and whether our investments comply.
- Quality Analysis Report - groups the investments by Moody Rating Group.
- Transaction Ledger Report – shows the purchases, sales, interest payments and redemptions during the report period.

Other Information

Compliance with Investment Policy:

The Town's portfolio is in compliance with our investment policy.

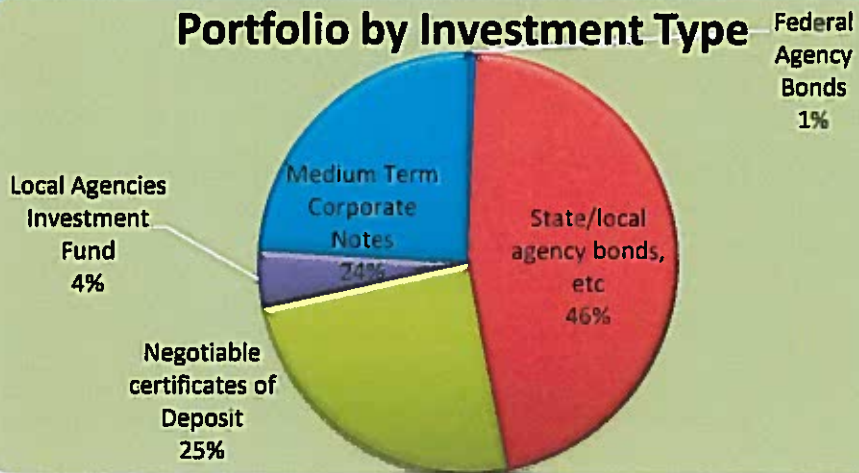
Other Information

Benchmarks as of July 31, 2017:

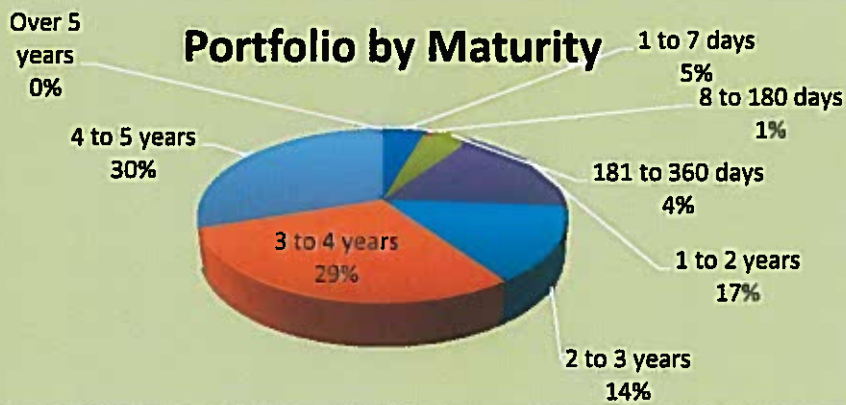
Federal Lending Rate:	1.250%
Two Year T-Bill Rate:	1.340%
LAIF daily Rate	1.060%

Town of Loomis Weighted Average Rate, excluding LAIF investments: 2.60%
Average Maturity is 3.08 years.

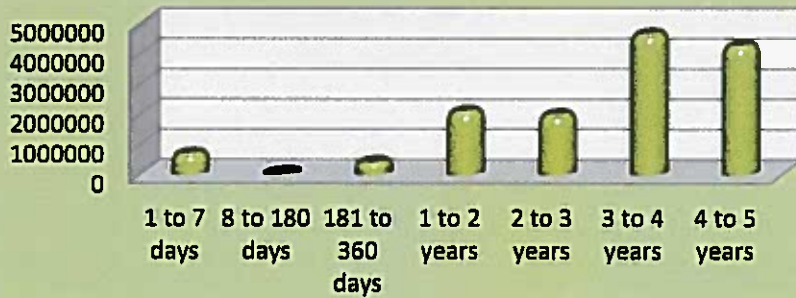
Portfolio by Investment Type



Portfolio by Maturity



Portfolio by Maturity



Strategy:

The Treasurer's current practice is:

- Sell bonds with higher interest rates to capture the market gain before it evaporates, but only if replacement earnings plus the market gain exceed the current projected earnings.
- Approximate a "barbell" strategy by investing in higher earning investments in the four to five-year maturity range, and shorter term investments to be in position as rates start to climb.

CEQA Requirements

There are no CEQA Issues.

Financial and/or Policy Implications:

None.

Attachments:

- A. Investment Policy Compliance Report
- B. Quality Analysis Report
- C. Transaction Ledger Report

Town of Loomis
Investment Policy Compliance
with Government Code Standards, and the Town of Loomis Investment Plan Standards
As of July 31, 2017

Current Portfolio Balance: \$ 14,199,147

Ca Government Code Section 53601	Govt Code Maximum %	Loomis Maximum %	Loomis Actual %	Complies
Bonds issued by Loomis		5.00%		Yes
Federal Treasury notes, bonds, bills	100.00%	100.00%		Yes
State/local agency bonds, etc	100.00%	50.00%	46.26%	Yes
Local agency bonds, etc	100.00%	50.00%		Yes
Federal Agency Bonds	100.00%	100.00%	0.61%	Yes
Bankers Acceptances	40.00%	40.00%		Yes
Commercial Paper	30.00%	15.00%		Yes
Negotiable certificates of Deposit	30.00%	30.00%	24.65%	Yes
Repurchase Agreements	20.00%	20.00%		Yes
Reverse Repurchase Agreements	20.00%	20.00%		Yes
Local Agencies Investment Fund		100.00%	4.39%	Yes
Time Deposits	30.00%	25.00%	0.05%	Yes
Medium Term Corporate Notes	30.00%	30.00%	24.04%	Yes
Shares of Beneficial Interest	20.00%	0.00%		Yes
Mortgage pass through security bonds	20.00%	0.00%		Yes
Total			100.00%	

Target Share of Portfolio per Investment Policy			Actual %	Actual \$
Range	Not Less Than	Not More Than		
1 to 7 days	5%	70%	4%	630,901
8 to 180 days	0%	30%	1%	86,710
181 to 360 days	0%	30%	4%	627,396
1 to 2 years	0%	40%	17%	2,366,225
2 to 3 years		40%	14%	2,018,110
3 to 4 years		30%	29%	4,177,769
4 to 5 years		30%	30%	4,292,037
Over 5 years		0%	0%	
Total				14,199,147

Town of Loomis
Quality Analysis Report
7/31/2017

Cusip	NAME	RATE	NEXT COUPON	MATURITY DATE	UNITS	DISCOUNT OR PREMIUM	BOOK VALUE	MARKET VALUE	UNREALIZED MARKET GAIN/LOSS
01030LBY0	AA- Alabama St Inc	4.967%	9/1/2017	9/1/2019	255,000.00	14,979.00	269,979.00	269,863.95	(115.05)
010392F06	A1 Alabama Power Co	2.450%	9/30/2017	3/30/2022	100,000.00	920.00	100,920.00	100,646.00	(274.00)
013141DA1	AA Albertville AL BOE	2.375%	8/1/2007	2/1/2019	150,000.00		150,000.00	150,721.50	721.50
03872VAC6	AA Antelope Valley	2.315%	12/1/2017	6/1/2020	150,000.00		150,000.00	148,505.00	(495.00)
13017HAE6	A3 CA Earthquake Auth	2.805%	1/1/2018	7/1/2019	420,000.00	4,168.00	424,168.00	422,734.20	(1,433.80)
13034PYJ0	A2 CA Housing Fin	2.339%	8/1/2017	2/1/2021	200,000.00	1,929.00	201,929.00	199,854.00	(2,075.00)
170016YX1	Aa2 Chippewa Val Schls	2.350%	12/1/2017	5/1/2020	100,000.00		100,000.00	100,738.00	738.00
186387LR5	A1 Cleveland OH	2.100%	10/1/2017	10/1/2019	250,000.00	580.00	250,580.00	250,550.00	(30.00)
223256EW6	A2 Covington KY	3.300%	12/1/2017	12/1/2021	140,000.00	1,119.00	141,119.00	140,644.00	(475.00)
277335YD1	AA Eastlake OH	2.600%	8/1/2017	8/1/2020	100,000.00		100,000.00	100,979.00	979.00
34074GDH4	Aa3 Florida Hurricane Fund	2.995%	1/1/2018	7/1/2020	250,000.00	6,900.00	256,900.00	254,225.00	(2,675.00)
404476HG1	Aa3 Habersham Cnty Hosp	2.000%	8/1/2017	2/1/2018	100,000.00		100,000.00	100,026.00	26.00
452151LD3	Bbb Illinois GOB	4.350%	12/1/2017	6/1/2018	39,999.99	253.00	40,252.99	40,250.80	(2.19)
490762AK7	AA Kent Spl Ev Rev bonds	5.504%	12/1/2017	12/1/2018	250,000.00	10,345.00	260,345.00	261,020.00	675.00
45571LCQ8	A+ Indio, CA Pub Fing	2.540%	11/1/2017	11/1/2020	100,000.00	706.00	100,706.00	97,957.00	(2,749.00)
462590LB4	A Iowa Sl Ln Corp	2.238%	12/1/2017	12/1/2020	270,000.00	2,553.00	272,553.00	270,410.40	(2,142.60)
544587C30	A+ LA Muni Improvements	3.146%	11/1/2017	11/1/2020	200,000.00	3,288.00	203,288.00	205,528.00	2,240.00
564393HH2	A+ Mansfield Park	2.995%	8/1/2017	8/1/2021	255,000.00	1,443.00	256,443.00	250,591.05	(5,851.95)
57563RNM6	AA Mass Ed Fin	3.100%	1/1/2018	7/1/2020	250,000.00	1,652.00	251,652.00	252,847.50	1,195.50
612496AH2	A Monterey Fire	4.200%	9/1/2017	9/1/2019	275,000.00	7,626.00	282,626.00	283,923.75	1,297.75
657382AB3	A2 N Augusta SC	2.811%	11/1/2017	11/1/2021	250,000.00	3,077.00	253,077.00	250,767.50	(2,309.50)
736746TR9	Aa3 Portland OR	6.031%	12/15/2017	6/15/2018	67,226.51	2,538.00	69,764.51	69,443.65	(320.86)
777543UT4	A2 Rosemont IL	3.021%	12/1/2017	12/1/2019	250,000.00	5,632.00	255,632.00	251,500.00	(4,132.00)
79165TSN2	A St Louis Fin	2.411%	10/15/2017	4/15/2021	250,000.00	3,567.00	253,567.00	246,237.50	(7,329.50)
79678RAR6	AA San Bern Red	2.625%	12/1/2017	12/1/2020	250,000.00	5,837.00	255,837.00	252,817.50	(3,019.50)
79854WBD1	A+ San Luis Rev	2.400%	1/1/2018	7/1/2018	175,000.00	436.00	175,436.00	175,134.75	(301.25)
83866PAB9	AA- S Lake Tahoe	2.250%	12/1/2017	6/1/2019	250,000.00	780.00	250,780.00	250,027.50	(732.50)
86657MAT3	A+ Sumter Landing CDD	2.000%	10/1/2017	10/1/2018	245,000.00	440.00	245,440.00	245,465.50	25.50
914402T44	AA+ US Maryland	2.000%	10/1/2017	4/1/2018	140,000.00	482.00	140,482.00	140,246.40	(215.60)
92603PER9	AA2 Victor Valley	1.896%	8/1/2017	8/1/2021	250,000.00	(4,287.00)	245,713.00	248,355.00	2,642.00
942860MY0	A2 Waukegan, Il	5.250%	12/30/2017	12/30/2018	305,000.00	3,739.00	308,739.00	309,334.05	595.05
968254BB7	A- Wilkes-Barre Fin Auth	2.622%	11/1/2017	11/1/2019	200,000.00	741.00	200,741.00	198,326.00	(2,415.00)
02587CEM8	CD Amex FSB	2.350%	11/3/2017	5/3/2022	250,000.00		250,000.00	255,386.08	5,386.08
02587DN38	CD Amex Centurion	2.450%	10/5/2017	4/5/2022	250,000.00		250,000.00	256,527.43	6,527.43
0258M0EB1	A American Express	2.250%	11/5/2017	5/5/2021	250,000.00	1,150.00	251,150.00	250,412.50	(737.50)
02665WBG5	A+ American Honda Fin	1.700%	9/9/2017	9/9/2021	200,000.00		200,000.00	196,498.00	(3,502.00)
05531FAV5	A2 BB&T	2.050%	11/10/2017	5/10/2021	250,000.00	862.00	250,862.00	249,042.50	(1,819.50)
05574LTX6	A+ BNP Paribas	2.400%	12/12/2017	12/12/2018	100,000.00	491.00	100,491.00	100,888.00	397.00
06406HDF3	A1 Bank of NY Mellon	2.450%	11/27/2017	11/27/2020	250,000.00	4,930.00	254,930.00	253,542.50	(1,387.50)
14042RCH2	CD Capital One Bank McCle	1.700%	9/28/2017	9/28/2021	150,000.00		150,000.00	149,225.07	(774.93)
14042RDS7	CD Capital One Bank McCle	1.750%	10/26/2017	10/26/2021	100,000.00		100,000.00	99,680.29	(319.71)
140420Y95	CD Capital One Bank	2.300%	9/8/2017	3/8/2022	250,000.00		250,000.00	254,833.82	4,833.82
20033AUB0	CD Comenity Cap Bank	2.350%	8/30/2017	5/31/2022	250,000.00		250,000.00	255,318.33	5,318.33
254672LB9	CD Discover Bank	1.500%	10/26/2017	10/26/2020	100,000.00		100,000.00	99,277.51	(722.49)
254672Y36	CD Discover Bank	2.250%	12/29/2017	12/29/2021	150,000.00		150,000.00	152,517.55	2,517.55
29976D2N9	CD Everbank	2.250%	9/29/2017	3/29/2022	200,000.00		200,000.00	203,324.34	3,324.34
32082BEK1	CD First Merchants Bnk	1.900%	8/30/2017	12/30/2020	100,000.00		100,000.00	100,471.57	471.57
375558BH5	A3 Gilead Sciences Inc	1.950%	9/1/2017	3/1/2022	100,000.00	(1,300.00)	98,700.00	98,883.00	183.00
38148PJB4	CD Goldman Sachs Bnk	2.400%	9/30/2017	3/30/2022	250,000.00		250,000.00	255,849.97	5,849.97
40428HPV8	A2 HSBC	2.750%	8/7/2017	8/7/2020	375,000.00	1,530.00	376,530.00	382,586.25	6,056.25
40434YGY7	CD HSBC Bank	2.450%	12/21/2017	3/21/2022	250,000.00		250,000.00	256,553.08	6,553.08
46625HNX4	A3 JP Morgan Chase	2.550%	10/29/2017	10/29/2020	100,000.00	-	100,000.00	101,430.00	1,430.00
46625HRT9	A3 JP Morgan Chase	2.400%	12/7/2017	6/7/2021	200,000.00	2,910.00	202,910.00	200,812.00	(2,098.00)
55279HAE0	A2 Manuf/Trade Trust	2.300%	1/1/2018	1/30/2019	125,000.00	410.00	125,410.00	128,001.25	591.25
63743FXE1	A2 Natl Rural Util Coop	2.500%	8/15/2017	8/15/2020	100,000.00		100,000.00	99,796.00	(204.00)
69353REU8	A2 PNC Bank	2.450%	11/5/2017	11/5/2020	100,000.00	872.00	100,872.00	101,352.00	480.00
69353REW4	A2 PNC Bank	2.150%	10/29/2017	4/29/2021	100,000.00		100,000.00	99,720.00	(280.00)
69371RN44	A1 PACCAR	1.650%	8/11/2017	8/11/2021	200,000.00	(5,695.00)	194,305.00	194,578.00	273.00
75951AAA6	A2 Reliance Stand Life	2.500%	10/24/2017	4/24/2019	100,000.00		100,000.00	100,826.00	826.00
795450A70	CD Sallie Mae Bank	2.350%	12/21/2017	6/21/2022	250,000.00		250,000.00	255,437.68	5,437.68
822582BP6	AA1 Shell Internat Fin	2.250%	11/10/2017	11/10/2020	100,000.00		100,000.00	101,040.00	1,040.00
8562845Z3	CD State Bnk India	2.350%	1/26/2018	1/26/2022	250,000.00		250,000.00	255,445.91	5,445.91
87165FJT2	CD Synchrony Bank	2.250%	10/2/2017	10/2/2020	150,000.00		150,000.00	152,454.13	2,454.13
87165HQS2	CD Synchrony Bank	2.300%	8/24/2017	2/24/2022	100,000.00		100,000.00	101,956.69	1,956.69
871829AL1	A1 SYSCO Corp	5.250%	8/12/2017	2/12/2018	100,000.00	1,480.00	101,480.00	101,882.00	402.00
88413QAP3	CD Third Federal S&L	1.800%	11/23/2017	5/23/2019	100,000.00		100,000.00	100,313.23	313.23
89236TDP7	AA3 Toyota Motor Credit	2.600%	1/11/2018	1/11/2022	100,000.00	1,760.00	101,760.00	102,095.00	335.00
90950EAF8	A2 Union Bank	2.250%	11/6/2017	5/6/2019	200,000.00	872.00	200,872.00	200,986.00	114.00
94974BGR5	A2 Wells Fargo	2.550%	12/7/2017	12/7/2020	350,000.00	2,635.00	352,635.00	354,714.50	2,079.50
9497485W3	CD Wells Fargo	1.750%	8/17/2017	6/17/2021	250,000.00		250,000.00	249,581.28	(418.72)
981571CM2	CD Worlds Foremost Bnk	1.300%	8/28/2017	5/28/2019	100,000.00		100,000.00	99,423.71	(576.29)
ACCURED INT AGY					86,709.59		86,709.59		
Sub- total					13,473,936.09	94,310.00	13,568,246.09	13,511,133.67	29,597.17
Balance on account with LAIF					623,905.51		623,905.51	630,900.71	
Balance on account with Money market					6,995.20		6,995.20		
Total Portfolio					14,104,836.80		14,199,146.80		

**Town of Looms
Transaction Ledger
7/01/17 to 7/31/17**

<u>Trans Date</u> <u>Trans Type</u>	<u>Quantity</u>	<u>Description</u>	<u>Price</u>	<u>Amount</u> <u>Int Purch/Sold</u>	<u>Premium/Gain</u> <u>(Discount)/(Loss)</u>
7/3/2017 Bond pay down	80,000.00	California Earthquake Fund 2.805% due 7/01/19	1.000	80,000.00 7,012.50	87,012.50
7/3/2017 Interest Received	3,743.75	Florida Hurricane Fund 2.995% due 7/01/20	1.000	3,743.75	3,743.75
7/3/2017 Interest Received	3,875.00	Massachusetts Ed Fund 3.1% due 7/01/20	1.000	3,875.00	3,875.00
7/3/2017 Interest Received	2,100.00	San Luis, AZ 2.4% due 7/01/18	1.000	2,100.00	2,100.00
7/5/2017 Interest Received	82.79	Federated Govt Oblig Fund 0.01% floating 7 day	1.000	82.79	82.79
7/6/2017 Transfer	96,814.04	Transfer from Bank of New Yor to Wells Fargo checking	1.000	96,814.04	-
7/11/2017 Interest Received	1,314.44	Toyota Motor Credit Corp 2.6% due 1/11/22	1.000	1,314.44	1,314.44
7/17/2017 Interest Received	208.33	Nat Rural Utility 2.5% due 8/15/20	1.000	208.33	208.33
7/17/2017 Interest Received	359.59	Wells Fargo 1.75% due 6/17/21	1.000	359.59	359.59
7/26/2017 Interest Received	106.85	Worlds Foremost Bank 1.3% due 5/28/19	1.000	106.85	106.85
7/26/2017 Interest Received	2,913.36	St Bank of India 2.35% due 1/26/22	1.000	2,913.36	2,913.36
7/31/2017 Interest Received	498.97	Comenity Capital Bank 2.35% due 5/31/22	1.000	498.97	498.97
7/31/2017 Interest Received	156.16	First Merchants Bank 1.9% due 12/30/20	1.000	156.16	156.16
7/31/2017 Interest Received	1,437.50	Manufactures/Traders Trst 2.3% due 1/30/19	1.000	1,437.50	1,437.50

Local Agency Investment Fund

7/6/2017 Transfer	75,000.00	Transfer to Wells Fargo from Laif	1.000	75,000.00
7/13/2017 Transfer	25,000.00	Transfer to Wells Fargo from Laif	1.000	25,000.00
7/14/2017 Interest Received	811.15	Quarterly interest	1.000	811.15