



Treasurer's Report

December 8, 2015

TO: Honorable Mayor and Town Council
FROM: Roger Carroll, Treasurer/Finance Officer
DATE: January 5, 2016
RE: Monthly Treasurer's Report

RECOMMENDED ACTION:

Receive and file.

ISSUE STATEMENT AND DISCUSSION:

California Government Code and Town Municipal Code require monthly Treasurer's reports. The reports attached are as follows:

- Investment Policy Compliance Report - lists the types of investments allowable by the State and the Town and whether our investments comply.
- Quality Analysis Report - groups the investments by Moody Rating Group.
- Transaction Ledger Report – shows the purchases, sales, interest payments and redemptions during the report period.

Other Information

COMPLIANCE WITH INVESTMENT POLICY:

The Town's portfolio is in compliance with our investment policy.

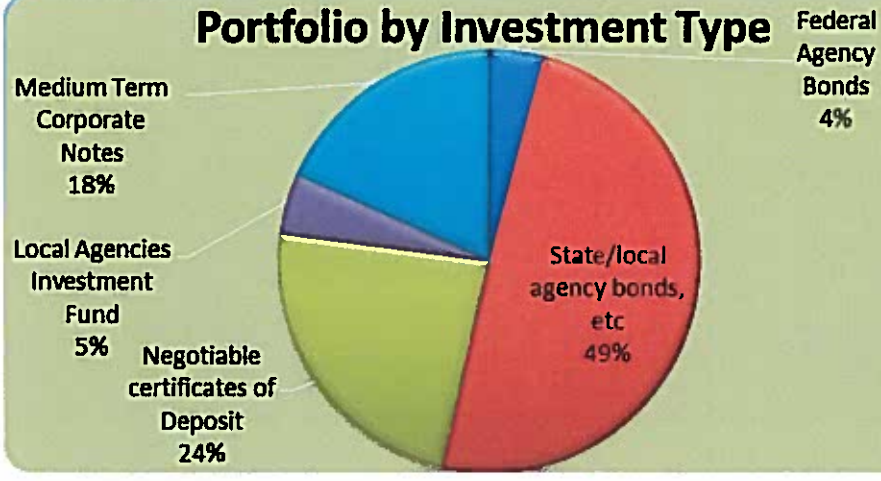
Other Information

Benchmarks as of December 31, 2015:

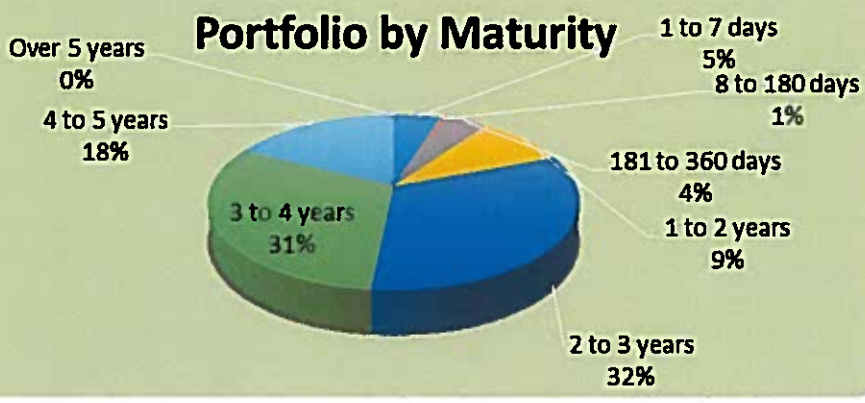
Federal Lending Rate:	0.50%
Two Year T-Bill Rate:	1.06%
LAIF daily Rate	0.38%

Town of Loomis Weighted Average Rate, excluding LAIF investments: 2.68%
 Average Maturity is 3.03 years.


Portfolio by Investment Type



Portfolio by Maturity



Portfolio by Maturity



Strategy

The Treasurer's current practice is:

- Sell bonds with higher interest rates to capture the market gain before it evaporates, but only if replacement earnings plus the market gain exceed the current projected earnings.
- Approximate a "barbell" strategy by investing in higher earning investments in the four to five year maturity range, and shorter term investments to be in position for as rates start to climb.

POLICY AND/OR FINANCIAL IMPLICATIONS:

None.

Attachments: Investment Policy Compliance Report
Quality Analysis Report
Transaction Ledger Report

Town of Loomis
Investment Policy Compliance
with Government Code Standards, and the Town of Loomis Investment Plan Standards
As of December 31, 2015

Current Portfolio Balance: \$ 11,903,070

Ca Government Code Section 53601	Govt Code Maximum %	Loomis Maximum %	Loomis Actual %	Complies
Bonds issued by Loomis		5.00%		Yes
Federal Treasury notes, bonds, bills	100.00%	100.00%		Yes
State/local agency bonds, etc	100.00%	50.00%	49.42%	Yes
Local agency bonds, etc	100.00%	50.00%		Yes
Federal Agency Bonds	100.00%	100.00%	4.05%	Yes
Bankers Acceptances	40.00%	40.00%		Yes
Commercial Paper	30.00%	15.00%		Yes
Negotiable certificates of Deposit	30.00%	30.00%	23.50%	Yes
Repurchase Agreements	20.00%	20.00%		Yes
Reverse Repurchase Agreements	20.00%	20.00%		Yes
Local Agencies Investment Fund		100.00%	4.69%	Yes
Time Deposits	30.00%	25.00%	0.15%	Yes
Medium Term Corporate Notes	30.00%	30.00%	18.21%	Yes
Shares of Beneficial Interest	20.00%	0.00%		Yes
Mortgage pass through security bonds	20.00%	0.00%		Yes
Total			100.00%	

Target Share of Portfolio per Investment Policy			Actual %	Actual \$
Range	Not Less Than	Not More Than		
1 to 7 days	5%	70%	5%	575,203
8 to 180 days	0%	30%	1%	81,589
181 to 360 days	0%	30%	4%	508,386
1 to 2 years	0%	40%	9%	1,116,469
2 to 3 years		40%	32%	3,867,139
3 to 4 years		30%	31%	3,666,881
4 to 5 years		30%	18%	2,087,403
Over 5 years		0%	0%	
Total				11,903,070

Town of Loomis
Quality Analysis Report
12/31/2015

		SETTLEMENT	NEXT	MATURITY		DISCOUNT	BOOK	MARKET	UNREALIZED	
Cusip	NAME	RATE	DATE	COUPON	DATE	UNITS	OR PREMIUM	VALUE	MARKET	MARKET
									VALUE	GAIN/LOSS
3136G1L56	AGY FNMA	0.875%	5/29/2013	5/15/2016	5/15/2018	200,000.00		200,000.00	200,014.00	14.00
3134G36X3	AGY FHLMC	1.125%	3/28/2012	3/28/2016	3/28/2018	200,000.00		200,000.00	199,212.00	(788.00)
01030LBY0	AA- Alabama St Inc	4.967%	6/1/2015	3/1/2016	9/1/2019	255,000.00	26,474.00	281,474.00	275,507.10	(5,966.90)
013141DA1	AA Albertville AL BOE	2.375%	11/19/2014	2/1/2016	2/1/2019	150,000.00		150,000.00	149,932.50	(67.50)
13017HAE6	A3 CA Earthquake Auth	2.805%	11/6/2014	1/1/2016	7/1/2019	500,000.00	7,778.00	507,778.00	504,665.00	(3,113.00)
170016YX1	Aa2 Chippewa Val Schls	2.350%	6/16/2015	6/1/2016	5/1/2020	100,000.00		100,000.00	100,789.00	789.00
186387LR5	A1 Cleveland OH	2.100%	4/9/2015	1/1/2016	10/1/2019	250,000.00	1,055.00	251,055.00	248,820.00	(2,235.00)
189849KY7	A2 Coachella Valley USD	2.885%	9/23/2015	2/1/2016	8/1/2020	250,000.00	4,145.00	254,145.00	251,757.50	(2,387.50)
387883TX9	Aa3 Grant County Wash PUI	2.170%	12/29/2014	1/1/2016	1/1/2017	250,000.00	2,260.00	252,260.00	251,755.00	(505.00)
404476HG1	Aa3 Habersham Cnty Hosp	2.000%	8/13/2014	2/1/2016	2/1/2018	100,000.00		100,000.00	100,566.00	566.00
452151LD3	A1 Illinois GOB	4.350%	3/24/2014	6/1/2016	6/1/2018	100,000.00	2,995.00	102,995.00	102,225.00	(770.00)
454624S40	AA Kent Spl Ev Rev bonds	5.504%	12/16/2014	6/1/2016	12/1/2018	250,000.00	22,695.00	272,695.00	274,802.50	2,107.50
544587C30	A+ LA Muni Improvements	3.146%	11/27/2015	5/1/2016	11/1/2020	200,000.00	4,903.00	204,903.00	204,220.00	(683.00)
612496AH2	A Monterey Fire	4.200%	2/20/2015	3/1/2016	9/1/2019	275,000.00	15,416.00	290,416.00	291,018.75	602.75
64579RAR8	A1 NJ Inst Tech	2.170%	9/25/2014	1/1/2016	7/1/2017	250,000.00	1,745.00	251,745.00	250,985.00	(760.00)
672211BF5	Aa3 Oakland/Alameda Cnty	2.321%	4/29/2015	2/1/2016	2/1/2019	250,000.00	2,605.00	252,605.00	250,255.00	(2,350.00)
700773LN2	Aa2 Park Ridge Ill	2.100%	7/8/2014	6/1/2016	12/1/2017	270,000.00	2,464.00	272,464.00	271,911.60	(552.40)
71781LBM0	Aa1 Phil PA Auth	0.000%	5/29/2014	4/15/2018	4/15/2018	100,000.00	(5,132.00)	94,868.00	94,377.00	(491.00)
736746TR9	Aa3 Portland OR	6.031%	3/25/2015	12/15/2015	6/15/2018	190,408.84	10,908.00	201,316.84	200,148.25	(1,168.59)
777352BK0	A+ Rosedale Rio Bravo	3.050%	7/27/2012	1/1/2016	1/1/2016	305,000.00	-	305,000.00	305,000.00	-
796720JG6	AA- San Bern CCD	1.686%	5/2/2013	2/1/2016	8/1/2017	190,000.00	-	190,000.00	189,899.30	(100.70)
79854WBD1	A+ San Luis Rev	2.400%	11/25/2014	1/1/2016	7/1/2018	175,000.00	1,576.00	176,576.00	176,349.25	(226.75)
83866PAB9	AA- S Lake Tahoe	2.250%	1/26/2015	6/1/2016	6/1/2019	250,000.00	1,330.00	251,330.00	248,860.00	(2,470.00)
86657MAT3	A+ Sumter Landing CDD	2.000%	10/28/2015	4/1/2016	10/1/2018	245,000.00	1,010.00	246,010.00	243,414.85	(2,595.15)
895139CB7	A3 Trenton NJ	4.000%	2/19/2014	2/15/2016	2/15/2016	200,000.00	3,386.00	203,386.00	200,662.00	(2,724.00)
914402T44	AA+ US Maryland	2.000%	3/11/2014	4/1/2016	4/1/2018	140,000.00	1,602.00	141,602.00	141,687.00	85.00
942860MY0	A2 Waukegan, Il	5.250%	6/25/2015	12/30/2015	12/30/2018	305,000.00	20,889.00	325,889.00	324,172.30	(1,716.70)
968254BB7	A- Wilkes-Barre Fin Auth	2.622%	7/9/2015	5/1/2016	11/1/2019	200,000.00	1,596.00	201,596.00	197,216.00	(4,380.00)
00206RAJ1	A3 AT&T Inc	5.500%	2/13/2013	2/1/2016	2/1/2018	250,000.00	19,047.00	269,047.00	267,247.50	(1,799.50)
02587CAD2	CD Amex Bank	1.050%	7/17/2014	1/17/2016	7/17/2017	150,000.00		150,000.00	149,720.96	(279.04)
02587DC89	CD Amex Bank Cent	2.350%	10/7/2015	4/7/2016	10/7/2020	50,000.00		50,000.00	51,511.78	1,511.78
02587DYM4	CD Amex Bank Cent	2.100%	6/3/2015	6/3/2016	6/3/2020	200,000.00		200,000.00	203,902.46	3,902.46
02665WAZ4	A1 Amer Honda	2.450%	10/26/2015	3/24/2016	9/24/2020	250,000.00	3,355.00	253,355.00	250,387.50	(2,967.50)
05574LTX6	A+ BNP Paribas	2.400%	4/21/2014	12/12/2015	12/12/2018	100,000.00	966.00	100,966.00	100,786.00	(180.00)
05580AD87	CD BMW Bank	2.200%	10/16/2015	4/16/2016	10/16/2020	250,000.00		250,000.00	255,853.17	5,853.17
06050WBM6	A Bank of America	5.100%	3/6/2013	1/15/2016	2/15/2018	100,000.00	4,686.00	104,686.00	105,657.00	971.00
0606246L2	CD Bank of Baroda	2.150%	10/28/2013	4/26/2016	10/29/2018	200,000.00		200,000.00	204,502.56	4,502.56
06739FHT1	A2 Barclays Bank	2.500%	6/10/2014	2/20/2016	2/20/2019	200,000.00	2,502.00	202,502.00	200,450.00	(2,050.00)
06740KGG6	CD Barclays Bank	1.900%	4/15/2014	4/15/2016	4/15/2019	100,000.00		100,000.00	101,452.20	1,452.20
084664BE0	Aa2 Berkshire Hathaway	5.400%	5/29/2013	5/15/2016	5/15/2018	100,000.00	8,910.00	108,910.00	108,541.00	(369.00)
14042ESF3	CD Capital One McLean	2.300%	8/5/2015	2/5/2016	8/5/2020	250,000.00		250,000.00	257,012.07	7,012.07
140420SH4	CD Capital One Bank	2.150%	6/19/2015	12/17/2015	6/17/2020	100,000.00		100,000.00	102,185.27	2,185.27
140420SJ0	CD Capital One Bank	1.500%	6/19/2015	12/18/2015	6/18/2018	100,000.00		100,000.00	100,573.73	573.73
140420WD8	CD Capital One Bank	2.250%	9/30/2015	3/30/2016	9/30/2020	50,000.00		50,000.00	51,303.60	1,303.60
17284CCS1	CD CIT Bank SLC	1.150%	4/24/2013	4/24/2016	4/24/2018	200,000.00		200,000.00	199,647.63	(352.37)
254671M72	CD DISCOVER BANK	1.950%	4/16/2014	4/16/2016	4/16/2019	250,000.00		250,000.00	254,039.37	4,039.37
31938QJ47	CD First Business Bnk	1.750%	5/30/2014	5/30/2016	5/30/2019	100,000.00		100,000.00	100,950.75	950.75
36966R5W2	AA GECC	4.550%	4/2/2013	3/15/2016	3/15/2018	200,000.00	10,708.00	210,708.00	210,284.00	(424.00)
36966RY26	AA GECC	5.250%	11/26/2013	5/15/2016	5/15/2018	100,000.00	6,500.00	106,500.00	107,509.00	1,009.00
38147J3S9	CD GOLDMAN SACHS BA	2.050%	9/4/2014	3/3/2016	9/3/2019	250,000.00		250,000.00	254,716.22	4,716.22
40428HOV8	A2 HSBC	2.750%	8/28/2015	2/7/2016	8/7/2020	125,000.00	-	125,000.00	125,012.50	12.50
46625HJR2	A3 JP Morgan	2.350%	5/13/2014	1/25/2016	1/28/2019	250,000.00	2,145.00	252,145.00	251,060.00	(1,085.00)
55279HAE0	A2 Manul/Trade Trust	2.300%	4/21/2014	1/30/2016	1/30/2019	125,000.00	980.00	125,980.00	125,251.25	(728.75)
58733AAE9	CD Mercantil Commercebar	1.100%	2/13/2013	4/13/2016	2/13/2018	97,000.00		97,000.00	96,822.59	(177.41)
63743FXE1	A2 Natl Rural Util Coop	2.500%	8/27/2015	1/18/2016	8/15/2020	100,000.00		100,000.00	98,498.00	(1,502.00)
75951AAA6	A2 Reliance Stand Life	2.500%	5/28/2014	4/24/2016	4/24/2019	100,000.00		100,000.00	99,607.00	(393.00)
856283VD5	CD State Bnk India	2.050%	10/11/2013	4/11/2016	10/11/2018	200,000.00		200,000.00	203,873.90	3,873.90
87165FJT2	CD Synchrony Bank	2.250%	10/2/2015	4/2/2016	10/2/2020	150,000.00		150,000.00	153,830.83	3,830.83
871829AL1	A1 SYSCO Corp	5.250%	5/29/2013	2/12/2016	2/12/2018	100,000.00	7,370.00	107,370.00	106,899.00	(471.00)
88413QAP3	CD Third Federal S&L	1.800%	5/23/2014	5/23/2016	5/23/2019	100,000.00		100,000.00	101,112.58	1,112.58
ACCRUED INT AGY						81,588.72		81,588.72		
Sub-total						11,128,997.56	198,869.00	11,327,866.56	11,250,425.32	4,147.48
Balance on account with LAIF/Wells						557,791.79		557,791.79	575,203.15	
Balance on account with Money market						17,411.36		17,411.36		
Total Portfolio						11,704,200.71		11,903,069.71		

**Town of Looms
Transaction Ledger
12/01/15 to 12/31/15**

<u>Trans Date</u>	<u>Quantity</u>	<u>Description</u>	<u>Price</u>	<u>Amount Int Purch/Sold</u>	<u>Premium/Gain (Discount)/(Loss)</u>
<u>Trans Type</u>					
12/1/2015 Interest Received	2,175.00	Illinois GOB 4.35% due 12/01/18	1.000	2,175.00	2,175.00
12/1/2015 Interest Received	6,880.00	Kent Washington 5.504% due 12/01/18	1.000	6,880.00	6,880.00
12/1/2015 Interest Received	2,835.00	Park Ridge 2.1% due 12/01/17	1.000	2,835.00	2,835.00
12/1/2015 Interest Received	2,812.50	South Lake Tahoe 2.25% due 6/01/19	1.000	2,812.50	2,812.50
12/3/2015 Interest Received	0.06	Federated Govt Oblig Fund 0.01% floating 7 day	1.000	0.06	0.06
12/3/2015 Transfer	37,549.58	Transfer to Wells Fargo from Bank of New York	1.000	37,549.58	
12/3/2015 Interest Received	2,105.75	American Express Centurian 2.1% due 6/03/20	1.000	2,105.75	2,105.75
12/14/2015 Interest Received	1,200.00	BNP Paribas 5.4% due 12/12/18	1.000	1,200.00	1,200.00
12/15/2015 Interest Received	208.33	Nat Rural Utility 2.5% due 8/15/20	1.000	208.33	208.33
12/15/2015 Interest Received	425.00	Bank of America 5.1% due 2/15/18	1.000	425.00	425.00
12/17/2015 Interest Received	1,077.95	Cap One Bank 2.15% due 6/17/20	1.000	1,077.95	1,077.95
12/17/2015 Interest Received	752.05	Cap One Bank 1.5% due 6/18/18	1.000	752.05	752.05
12/18/2015 Interest Received	5,741.78	Portland Oregon 6.031% due 6/15/18	1.000	5,741.78	5,741.78
12/30/2015 Interest Received	8,006.25	Waukegan Illinois 5.25% due 12/30/18	1.000	8,006.25	8,006.25

Local Agency Investment Fund

No Activity

Wells Fargo Savings

12/31/2015	122.95	Wells Fargo Savings	1.000	122.95
Interest Received		Monthly interest		