



Treasurer's Report

April 8, 2014

TO: Honorable Mayor and Town Council
FROM: Roger Carroll, Treasurer/Finance Officer
DATE: April 1, 2014
RE: Monthly Treasurer's Report

RECOMMENDED ACTION:

Receive and file.

ISSUE STATEMENT AND DISCUSSION:

California Government Code and Town Municipal Code require monthly Treasurer's reports. The reports attached are as follows:

- Investment Policy Compliance Report - lists the types of investments allowable by the State and the Town and whether our investments comply.
- Quality Analysis Report - groups the investments by Moody Rating Group.
- Transaction Ledger Report – shows the purchases, sales, interest payments and redemptions during the report period.

Other Information

COMPLIANCE WITH INVESTMENT POLICY:

The Town's portfolio is in compliance with our investment policy.

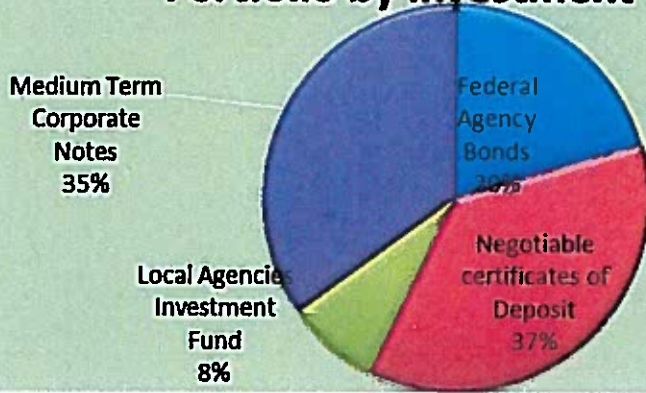
Other Information

Benchmarks as of March 31, 2014:

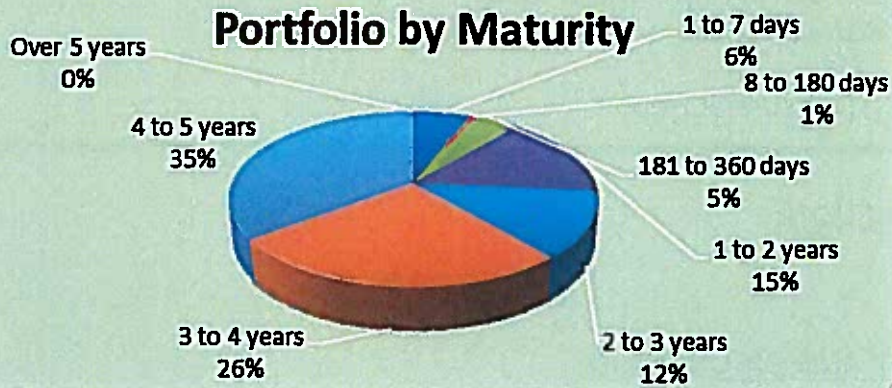
Federal Lending Rate:	0.25%
Two Year T-Bill Rate:	0.43%
LAIF daily Rate	0.23%

Town of Loomis Weighted Average Rate, excluding LAIF investments: 2.70%
 Average Maturity is 3.20 years.


Portfolio by Investment Type



Portfolio by Maturity



Portfolio by Maturity



Strategy

The Treasurer's current practice is:

- Sell bonds with higher interest rates to capture the market gain before it evaporates, but only if replacement earnings plus the market gain exceed the current projected earnings.
- Approximate a "barbell" strategy by investing in higher earning investments in the four to five year maturity range, and shorter term investments to be in position for as rates start to climb.

POLICY AND/OR FINANCIAL IMPLICATIONS:

None.

Attachments: Investment Policy Compliance Report
Quality Analysis Report
Transaction Ledger Report

Town of Loomis
Investment Policy Compliance
with Government Code Standards, and the Town of Loomis Investment Plan Standards
As of March 31, 2014

Current Portfolio Balance: \$ 11,902,631

Ca Government Code Section 53601	Govt Code Maximum %	Loomis Maximum %	Loomis Actual %	Complies
a Bonds issued by Loomis		5.00%		Yes
b Federal Treasury notes, bonds, bills	100.00%	100.00%		Yes
c State/local agency bonds, etc	100.00%	50.00%	23.58%	Yes
d Local agency bonds, etc	100.00%	50.00%		Yes
e Federal Agency Bonds	100.00%	100.00%	15.66%	Yes
f Bankers Acceptances	40.00%	40.00%		Yes
g Commercial Paper	30.00%	15.00%		Yes
h Negotiable certificates of Deposit	30.00%	30.00%	28.12%	Yes
l(1) Repurchase Agreements	20.00%	20.00%		Yes
l(3) Reverse Repurchase Agreements	20.00%	20.00%		Yes
Local Agencies Investment Fund		100.00%	5.96%	Yes
h Time Deposits	30.00%	25.00%	0.00%	Yes
j Medium Term Corporate Notes	30.00%	30.00%	26.68%	Yes
k Shares of Beneficial Interest	20.00%	0.00%		Yes
l Local agency Certificates of Participation, security pledges, lease installments, etc.		0.00%		Yes
m Local agency notes, bonds, etc.	0.00%	0.00%		Yes
n Mortgage pass through security bonds	20.00%	0.00%		Yes
Total			100.00%	

Target Share of Portfolio per Investment Policy			Actual %	Actual \$
Range	Not Less Than	Not More Than		
1 to 7 days	5%	70%	6%	709,804
8 to 180 days	0%	30%	1%	71,471
181 to 360 days	0%	30%	5%	551,549
1 to 2 years	0%	40%	15%	1,801,492
2 to 3 years		40%	12%	1,458,060
3 to 4 years		30%	26%	3,108,577
4 to 5 years		30%	35%	4,201,677
Over 5 years		0%	0%	
Total				11,902,631

Town of Loomis
Quality Analysis Report
3/31/2014

Cusip	NAME	RATE	SETTLEMENT DATE	NEXT COUPON	MATURITY DATE	UNITS	DISCOUNT OR PREMIUM	BOOK VALUE	MARKET VALUE	UNREALIZED MARKET GAIN/LOSS
3130A15C8	C AGY FHLB	1.450%	3/20/2014	6/20/2014	6/20/2018	100,000.00		100,000.00	99,764.00	(236.00)
313380YX9	C AGY FHLB	1.140%	3/5/2014	4/25/2014	10/25/2018	100,000.00	(1,738.19)	98,261.81	96,890.00	(1,371.81)
3135G0WJ8	B AGY FNMA	0.875%	5/31/2013	5/21/2014	5/21/2018	250,000.00	(2,502.16)	247,497.84	243,235.00	(4,262.84)
3135G0XZ1	Q AGY FNMA	1.250%	6/25/2013	6/20/2014	6/20/2018	250,000.00	(3,025.00)	246,975.00	247,215.00	240.00
3136G0ZG9	Q AGY FNMA	1.150%	8/28/2012	8/28/2014	8/28/2017	250,000.00		250,000.00	248,995.00	(1,005.00)
3136G1FR5	Q AGY FNMA	0.750%	3/19/2013	3/19/2014	3/19/2018	200,000.00		200,000.00	198,552.00	(1,448.00)
3136G1L56	Q AGY FHLMC	0.625%	5/29/2013	5/15/2014	5/15/2018	200,000.00		200,000.00	198,050.00	(1,950.00)
3136G1PJ2	Q AGY FHLMC	1.800%	7/17/2013	7/17/2014	7/17/2018	250,000.00		250,000.00	249,905.00	(95.00)
3134G36X3	Q AGY FHLMC	1.125%	3/28/2012	3/28/2014	3/28/2018	200,000.00		200,000.00	197,044.00	(2,956.00)
13034AAP5	1X A- CA Infra Econ	3.314%	12/16/2011	4/1/2014	10/1/2015	250,000.00	598.55	250,598.55	254,795.00	4,196.45
13048TCC5	1X A3 CA Mun Fin Loma Lnk	5.000%	5/29/2013	4/1/2014	4/1/2017	100,000.00	9,540.00	109,540.00	109,690.00	150.00
13124MAE5	1X A1 Calleguas CA Mun We	1.768%	6/20/2012	7/1/2014	7/1/2017	210,000.00		210,000.00	209,458.20	(541.80)
34074GDG6	1X Aa3 Florida State Hurrican	2.107%	1/22/2014	7/1/2014	7/1/2018	100,000.00		100,000.00	100,486.00	486.00
452151LC5	1X A1 Illinois GOB	4.050%	8/24/2010	6/1/2014	6/1/2015	150,000.00	205.66	150,205.66	155,355.00	5,149.34
452151LD3	1X A1 Illinois GOB	4.350%	3/24/2014	6/1/2014	6/1/2018	100,000.00	5,305.00	105,305.00	105,645.00	340.00
454624540	1X AA+ Indiana State Bond Ba	4.302%	1/21/2014	8/1/2014	8/1/2018	100,000.00	10,002.00	110,002.00	108,282.00	(1,720.00)
544587M28	1X A1 LA CA Mun Impt	5.640%	7/2/2012	8/1/2014	8/1/2015	200,000.00	8,551.62	208,551.62	209,244.00	692.38
596566WB1	1X AAA Middlesex IA	2.250%	10/30/2013	8/1/2014	6/1/2018	280,000.00	3,881.20	283,881.20	280,495.60	(3,385.60)
777352BK0	1x A+ Rosedale Ro Bravo	3.050%	7/27/2012	6/1/2014	1/1/2016	305,000.00	3,235.66	308,235.66	306,741.55	(1,494.11)
796720JG8	1x AA- San Bern CCD	1.686%	5/2/2013	8/1/2014	8/1/2017	190,000.00	1,012.00	191,012.00	189,088.00	(1,924.00)
797398EG5	1x Aa3 San Diego County	5.728%	1/21/2014	8/15/2014	8/15/2017	200,000.00	26,558.00	226,558.00	227,106.00	548.00
895139CB7	1x A3 Trenton NJ	4.000%	2/19/2014	8/15/2014	2/15/2016	200,000.00	10,786.00	210,786.00	209,848.00	(938.00)
913366ET3	1X A1 UCD	2.875%	11/18/2010	5/18/2014	5/15/2015	95,000.00		95,000.00	96,292.95	1,292.95
94402T44	1X AA+ US Maryland	2.000%	3/11/2014	4/1/2014	4/1/2018	140,000.00	2,742.60	142,742.60	141,587.60	(60.00)
952347WA6	1X A1 W Contra Costa	4.000%	4/13/2012	8/1/2014	8/1/2015	100,000.00	3,645.00	103,645.00	104,541.00	896.00
00206RAJ1	n/a A3 AT&T Inc	5.500%	2/13/2013	8/1/2014	2/1/2018	250,000.00	35,112.72	285,112.72	282,067.50	(3,045.22)
00206RCA8	n/a A3 AT&T Inc	2.375%	11/27/2013	5/27/2014	11/27/2018	100,000.00		100,000.00	100,497.00	497.00
02005QQD8	n/a CD Ally Bank	2.150%	6/2/2011	6/2/2014	6/2/2016	250,000.00		250,000.00	258,096.70	8,096.70
02587DQZ4	n/a CD Amex Bank	1.950%	8/1/2013	8/1/2014	8/1/2018	250,000.00		250,000.00	253,667.20	3,667.20
06050WBM6	n/a A Bank of America	5.100%	3/6/2013	4/15/2014	2/15/2018	100,000.00	8,466.28	108,466.28	107,462.00	(1,004.28)
0606246L2	n/a CD Bank of Baroda	2.150%	10/28/2013	5/21/2014	10/29/2018	200,000.00		200,000.00	200,000.00	-
06739FGF2	n/a AA3 Barclays Bank	5.000%	4/3/2012	3/22/2014	9/22/2016	250,000.00	11,095.00	261,095.00	273,752.50	12,657.50
06740KCB1	n/a CD Barclays Bank	3.200%	10/14/2009	5/14/2014	10/14/2014	100,000.00		100,000.00	101,588.23	1,588.23
05568P5N3	n/a CD BMW Bank	2.050%	9/30/2013	4/1/2014	10/1/2018	250,000.00		250,000.00	250,000.00	-
084664BE0	n/a Aa2 Berkshire Hathaway	5.400%	5/29/2013	5/15/2014	5/15/2018	100,000.00	15,630.00	115,630.00	114,129.00	(1,501.00)
17284CC51	n/a CD CIT Bank SLC	1.150%	4/24/2013	4/24/2014	4/24/2018	200,000.00		200,000.00	197,375.30	(2,624.70)
20451EV4	n/a CD Compass Bank	2.000%	10/2/2013	4/2/2014	10/2/2018	250,000.00		250,000.00	253,672.00	3,672.00
21686CAD2	n/a Aaa Rabobank	3.375%	2/15/2012	7/19/2014	1/19/2017	150,000.00	2,781.21	152,781.21	159,027.00	6,245.79
254670GU1	n/a CD DISCOVER BANK	1.850%	4/18/2012	4/18/2014	4/18/2017	100,000.00		100,000.00	102,444.46	2,444.46
254671GA2	n/a CD DISCOVER BANK	1.600%	9/5/2012	9/5/2014	9/5/2017	150,000.00		150,000.00	151,896.11	1,896.11
3191404X4	n/a CD Firstbank Highland	3.400%	5/20/2009	5/20/2014	5/20/2014	100,000.00		100,000.00	100,446.80	446.80
36157PUP2	n/a CD GE Cap Ret Bnk	2.000%	1/13/2014	6/20/2014	12/20/2018	250,000.00		250,000.00	253,120.45	3,120.45
36160XYL5	n/a CD GE Cap Financial	2.050%	10/28/2011	4/28/2014	10/28/2016	250,000.00		250,000.00	257,943.20	7,943.20
36962GK94	n/a AA GECC (F)	0.508%	6/28/2010	9/15/2014	9/15/2014	100,000.00	(472.28)	99,527.72	100,126.00	598.28
36966RSW2	n/a AA GECC	4.550%	4/2/2013	9/15/2014	3/15/2018	200,000.00	19,108.35	219,108.35	216,964.00	(2,144.35)
36966RY26	n/a AA GECC	5.250%	11/26/2013	5/15/2014	5/15/2018	100,000.00	11,750.00	111,750.00	109,577.00	(2,173.00)
38141GRCO	n/a A GOLDMAN SACHS	2.375%	8/19/2013	7/22/2014	1/22/2018	250,000.00	(2,100.00)	247,900.00	251,660.00	3,760.00
38141GFM1	n/a A GOLDMAN SACHS	6.150%	4/17/2013	4/1/2014	4/1/2018	125,000.00	14,631.66	139,631.66	142,898.75	3,267.09
3814264E2	n/a CD GOLDMAN SACHS BAI	1.850%	8/24/2011	8/24/2014	8/24/2016	100,000.00		100,000.00	102,664.71	2,664.71
38143AUR4	n/a CD GOLDMAN SACHS BAI	1.800%	6/13/2012	6/13/2014	6/13/2017	150,000.00		150,000.00	153,254.49	3,254.49
4282368C6	n/a A2 Hewlett Packard	2.125%	9/21/2011	9/13/2014	9/13/2015	250,000.00	(530.04)	249,469.96	254,892.50	5,422.54
46625HHP8	n/a AA- JP Morgan	3.700%	8/23/2011	7/20/2014	1/20/2015	250,000.00	2,021.25	252,021.25	256,292.50	4,271.25
58733AAE9	n/a CD Mercantil Commercel	1.100%	2/13/2013	8/13/2014	2/13/2018	97,000.00		97,000.00	95,849.74	(1,150.26)
59012YG43	n/a CD Merrick Bank	2.000%	6/15/2011	4/15/2014	6/15/2016	200,000.00		200,000.00	205,925.62	5,925.62
61745EG70	n/a A2 MORGAN STANLEY	3.000%	8/31/2011	9/2/2014	8/31/2015	225,000.00		225,000.00	229,749.75	4,749.75
79545ORA5	n/a CD Sallie Mae Bk	2.150%	10/30/2013	4/30/2014	10/30/2018	250,000.00		250,000.00	255,051.25	5,051.25
856283VD5	n/a CD State Bnk India	2.050%	10/11/2013	4/11/2014	10/11/2018	200,000.00		200,000.00	203,393.10	3,393.10
871829AL1	n/a A1 SYSCO Corp	5.250%	5/29/2013	8/12/2014	2/12/2018	100,000.00	13,880.00	113,880.00	111,489.00	(2,391.00)
949746QU8	n/a AA Wells Fargo	3.676%	7/6/2011	9/15/2014	6/15/2016	240,000.00	4,184.00	244,184.00	254,481.60	10,297.60
96121BBR7	n/a AA Westpac Banking	2.000%	7/19/2012	4/15/2014	7/15/2017	250,000.00	-	250,000.00	245,682.50	(4,317.50)
ACCRUED INT	n/a AGY					71,470.78		71,470.78		
Sub- total						10,978,470.78	214,356.09	11,192,826.87	11,195,443.86	75,302.77
Balance on account with LAIF						709,804.09		709,804.09	709,804.09	
Balance on account with Money market								-		
Total Portfolio						11,688,274.87		11,902,630.96		

Town of Looms
Transaction Ledger
3/01/14 to 3/31/14

<u>Trans Date</u>	<u>Quantity</u>	<u>Description</u>	<u>Price</u>	<u>Amount Int Purch/Sold</u>	<u>Premium/Gain (Discount)/(Loss)</u>
3/4/2014 Interest Received	0.54	Federated Govt Oblig Fund 0.01% floating 7 day	1.000	0.54	0.54
3/3/2014 Interest received	1,650.00	Morgan Stanley FR% due 8/31/15	1.000	1,650.00	1,650.00
3/5/2014 Bond called	200,000.00	FHLB 2.0% due 7/16/18	1.000	200,000.00 544.44	544.44
3/5/2014 Interest received	1,190.14	Discover Bank 1.6% due 9/05/17	1.000	1,190.14	1,190.14
3/7/2014 Transfer In	126,000.00	Transfer from Wells Fargo	1.000	126,000.00	126,000.00
3/11/2014 Bond Purchased	140,000.00	University System of Maryland 2.0% due 4/01/18	1.020	142,742.60 1,244.44	142,742.60
3/13/2014 Interest Received	2,656.25	HP 2.125% due 9/13/15	1.000	2,656.25	2,656.25
3/17/2014 Interest Received	306.85	Merrick Bank 2.0% due 6/15/16	1.000	306.85	306.85
3/17/2014 Interest Received	416.67	Westpac Bank 2.0% due 7/15/17	1.000	416.67	416.67
3/17/2014 Interest Received	425.00	Bank of America 5.1% due 2/15/18	1.000	425.00	425.00
3/17/2014 Interest Received	127.11	GE FR% due 9/15/14	1.000	127.11	127.11
3/17/2014 Interest Received	4,550.00	GE 4.55% due 3/15/18	1.000	4,550.00	4,550.00
3/17/2014 Interest Received	4,411.20	Wells Fargo 3.676% due 6/15/16	1.000	4,411.20	4,411.20
3/20/2014 Bond Purchased	100,000.00	FHLB 1.14% due 10/25/18	0.982	98,221.80 411.67	98,221.80
3/19/2014	750.00	FNMA	1.000	750.00	750.00

Interest Received		0.75% due 3/19/18			
3/24/2014	100,000.00	Illinois GOB	1.025	102,510.00	3,529.29
Bond sold		4.421% due 1/01/15		1,019.29	
3/24/2014	6,250.00	Barclays Bank	1.000	6,250.00	6,250.00
Interest Received		5.0% due 9/22/16			
3/24/2014	100,000.00	Illinois GOB	1.054	105,415.00	105,415.00
Bond Purchased		4.35% due 6/01/18		1,365.42	
3/31/2014	2,541.44	BMW Bank	1.000	2,541.44	2,541.44
Interest Received		2.05% due 10/01/18			
3/31/2014	7,072.99	Transfer to Wells Fargo	1.000	7,072.99	7,072.99
Transfer Out					
Local Agency Investment Fund					
3/7/2014	100,000.00	Local Agency Investment	1.000	100,000.00	
Withdrawal		Fund State Pool			