

Treasurer's Report

May 12, 2015

TO: Honorable Mayor and Town Council
FROM: Roger Carroll, Treasurer/Finance Officer
DATE: May 1, 2015
RE: Monthly Treasurer's Report

RECOMMENDED ACTION:

Receive and file.

ISSUE STATEMENT AND DISCUSSION:

California Government Code and Town Municipal Code require monthly Treasurer's reports. The reports attached are as follows:

- Investment Policy Compliance Report - lists the types of investments allowable by the State and the Town and whether our investments comply.
- Quality Analysis Report - groups the investments by Moody Rating Group.
- Transaction Ledger Report – shows the purchases, sales, interest payments and redemptions during the report period.

Other Information

COMPLIANCE WITH INVESTMENT POLICY:

The Town's portfolio is in compliance with our investment policy.

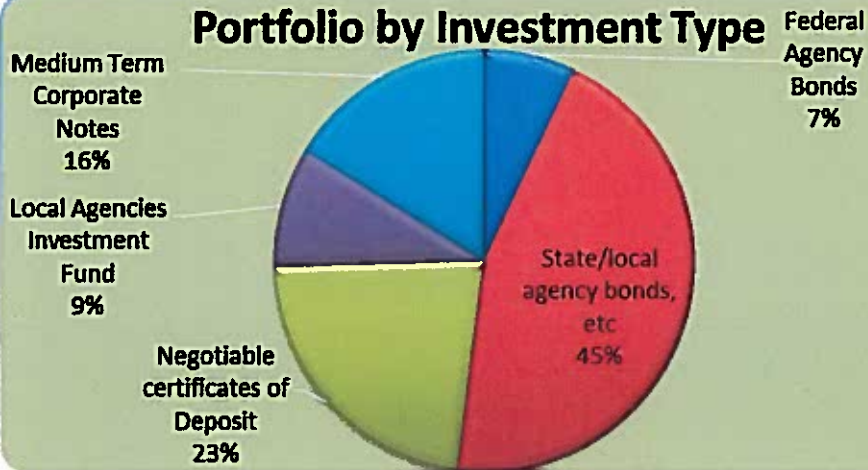
Other Information

Benchmarks as of April 30, 2015:

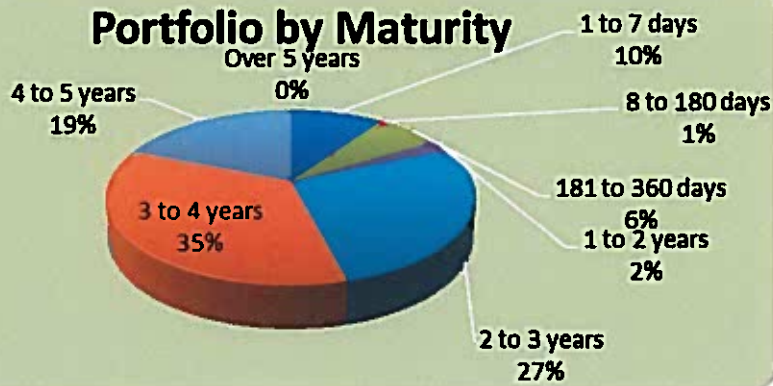
Federal Lending Rate:	0.25%
Two Year T-Bill Rate:	0.603%
LAIF daily Rate	0.28%

Town of Loomis Weighted Average Rate, excluding LAIF investments: 2.61%
Average Maturity is 3.16 years.


Portfolio by Investment Type



Portfolio by Maturity



Portfolio by Maturity



Strategy

The Treasurer's current practice is:

- Sell bonds with higher interest rates to capture the market gain before it evaporates, but only if replacement earnings plus the market gain exceed the current projected earnings.
- Approximate a "barbell" strategy by investing in higher earning investments in the four to five year maturity range, and shorter term investments to be in position for as rates start to climb.

POLICY AND/OR FINANCIAL IMPLICATIONS:

None.

Attachments: Investment Policy Compliance Report

Quality Analysis Report

Transaction Ledger Report

Town of Loomis
Investment Policy Compliance
with Government Code Standards, and the Town of Loomis Investment Plan Standards
As of March 31, 2015

Current Portfolio Balance: \$ 12,016,272

Ca Government Code Section 53601	Govt Code Maximum %	Loomis Maximum %	Loomis Actual %	Complies
Bonds issued by Loomis		5.00%		Yes
Federal Treasury notes, bonds, bills	100.00%	100.00%		Yes
State/local agency bonds, etc	100.00%	50.00%	44.75%	Yes
Local agency bonds, etc	100.00%	50.00%		Yes
Federal Agency Bonds	100.00%	100.00%	7.00%	Yes
Bankers Acceptances	40.00%	40.00%		Yes
Commercial Paper	30.00%	15.00%		Yes
Negotiable certificates of Deposit	30.00%	30.00%	22.44%	Yes
Repurchase Agreements	20.00%	20.00%		Yes
Reverse Repurchase Agreements	20.00%	20.00%		Yes
Local Agencies Investment Fund		100.00%	9.17%	Yes
Time Deposits	30.00%	25.00%	0.55%	Yes
Medium Term Corporate Notes	30.00%	30.00%	16.09%	Yes
Shares of Beneficial Interest	20.00%	0.00%		Yes
Mortgage pass through security bonds	20.00%	0.00%		Yes
Total			100.00%	

Target Share of Portfolio per Investment Policy			Actual %	Actual \$
Range	Not Less Than	Not More Than		
1 to 7 days	5%	70%	10%	1,167,039
8 to 180 days	0%	30%	1%	74,391
181 to 360 days	0%	30%	6%	736,746
1 to 2 years	0%	40%	2%	253,780
2 to 3 years		40%	27%	3,282,439
3 to 4 years		30%	35%	4,237,331
4 to 5 years		30%	19%	2,264,546
Over 5 years		0%	0%	
Total				12,016,272

Town of Loomis
Quality Analysis Report
4/30/2015

CUSIP	NAME	RATE	SETTLEMENT MATURITY		UNITS	DISCOUNT OR PREMIUM	BOOK VALUE	MARKET VALUE	UNREALIZED
			DATE	DATE					MARKET GAIN/LOSS
3130A15C8	AGY FHLB	1.450%	3/20/2014	6/20/2018	66,666.67		66,666.67	66,666.67	-
3133EDMM1	AGY FFCB	1.770%	5/29/2014	5/29/2019	100,000.00		100,000.00	100,124.00	124.00
3136G1FR5	AGY FNMA	1.000%	3/19/2013	3/19/2018	200,000.00		200,000.00	200,186.00	186.00
3136G1L56	AGY FHLMC	0.750%	5/29/2013	5/15/2018	200,000.00		200,000.00	200,048.00	48.00
3134G36X3	AGY FHLMC	1.125%	3/28/2012	3/28/2018	200,000.00		200,000.00	200,188.00	188.00
013141DA1	AA Albertville AL BOE	2.375%	11/19/2014	2/1/2019	150,000.00		150,000.00	151,096.50	1,096.50
13017HAE6	A3 CA Earthquake Auth	2.805%	11/6/2014	7/1/2019	500,000.00	9,298.00	509,298.00	508,710.00	(588.00)
13124MAE5	A1 Calleguas CA Mun Wate	1.768%	6/20/2012	7/1/2017	210,000.00		210,000.00	212,081.10	2,081.10
186387LR5	A1 Cleveland OH	2.100%	4/9/2015	10/1/2019	250,000.00	1,255.00	251,255.00	249,435.00	(1,820.00)
387883TX9	Aa3 Grant County Wash PUI	2.170%	12/29/2014	1/1/2017	250,000.00	3,780.00	253,780.00	254,417.50	637.50
404476HG1	Aa3 Habersham Cnty Hosp	2.000%	8/13/2014	2/1/2018	100,000.00	949.00	100,949.00	101,633.00	684.00
452151LD3	A1 Illinois GOB	4.350%	3/24/2014	6/1/2018	100,000.00	3,875.00	103,875.00	104,176.00	301.00
454624S40	AA+ Indiana State Bond Bant	4.302%	1/21/2014	8/1/2018	100,000.00	7,402.00	107,402.00	107,418.00	16.00
454624S40	AA Kent Spl Ev Rev bonds	5.504%	12/16/2014	12/1/2018	250,000.00	27,895.00	277,895.00	281,987.50	4,092.50
596566WB1	AAA Middlesex IA	2.250%	10/30/2013	6/1/2018	280,000.00	2,841.00	282,841.00	284,673.20	1,832.20
612496AH2	A Monterey Fire	4.200%	2/20/2015	9/1/2019	275,000.00	18,696.00	293,696.00	296,373.00	2,677.00
64579RAR8	A1 NJ Inst Tech	2.170%	9/25/2014	7/1/2017	250,000.00	2,625.00	252,625.00	252,485.00	(140.00)
64971QGU1	A2 NYC Trans Fin Auth	3.050%	5/28/2014	5/1/2019	200,000.00	8,727.00	208,727.00	208,716.00	(11.00)
672211BF5	Aa3 Oakland/Alameda Cnty	2.321%	4/29/2015	2/1/2019	250,000.00	2,885.00	252,885.00	250,325.00	(2,560.00)
700773LN2	Aa2 Park Ridge Ill	2.100%	7/8/2014	12/1/2017	270,000.00	3,344.00	273,344.00	275,032.80	1,688.80
71781LBM0	Aa1 Phil PA Auth	0.000%	5/29/2014	4/15/2018	100,000.00	(6,692.00)	93,308.00	93,996.00	688.00
736746TR9	Aa3 Portland OR	6.031%	3/25/2015	6/15/2018	246,762.43	18,064.00	264,826.43	261,782.86	(3,043.57)
777352BK0	A+ Rosedale Rio Bravo	3.050%	7/27/2012	1/1/2016	305,000.00	960.00	305,960.00	305,960.75	0.75
796720JG8	AA- San Bern CCD	1.686%	5/2/2013	8/1/2017	190,000.00	622.00	190,622.00	191,360.40	738.40
797398EG5	Aa3 San Diego County	5.728%	1/21/2014	8/15/2017	200,000.00	17,458.00	217,458.00	218,886.00	1,428.00
79854WBD1	A+ San Luis Rev	2.400%	11/25/2014	7/1/2018	175,000.00	2,056.00	177,056.00	177,665.25	609.25
83866PAB9	AA- S Lake Tahoe	2.250%	1/26/2015	6/1/2019	250,000.00	1,570.00	251,570.00	250,772.50	(797.50)
895139CB7	A3 Trenton NJ	4.000%	2/19/2014	2/15/2016	200,000.00	5,786.00	205,786.00	204,130.00	(1,656.00)
94402T44	AA+ US Maryland	2.000%	3/11/2014	4/1/2018	140,000.00	2,082.00	142,082.00	142,905.00	823.00
00206RAJ1	A3 AT&T Inc	5.500%	2/13/2013	2/1/2018	250,000.00	25,167.00	275,167.00	275,355.00	188.00
02006LND1	CD Ally Bank	1.400%	1/22/2015	1/22/2018	250,000.00		250,000.00	252,265.96	2,265.96
02587CAD2	CD Amex Bank	1.050%	7/17/2014	7/17/2017	150,000.00		150,000.00	150,488.59	488.59
05574LTX6	A+ BNP Paribas	2.400%	4/21/2014	12/12/2018	100,000.00	1,166.00	101,166.00	101,894.00	728.00
06050WBM6	A Bank of America	5.100%	3/6/2013	2/15/2018	100,000.00	6,126.00	106,126.00	107,937.00	1,811.00
0606246L2	CD Bank of Baroda	2.150%	10/28/2013	10/29/2018	200,000.00		200,000.00	205,991.45	5,991.45
06251AB41	CD Bank Hapoalim NY	1.050%	4/10/2014	4/10/2019	100,000.00		100,000.00	98,591.79	(1,408.21)
06739FHT1	A2 Barclays Bank	2.500%	6/10/2014	2/20/2019	200,000.00	3,062.00	203,062.00	203,832.00	770.00
06740KGG6	CD Barclays Bank	1.900%	4/15/2014	4/15/2019	100,000.00		100,000.00	101,894.59	1,894.59
05568P5N3	CD BMW Bank	2.050%	9/30/2013	10/1/2018	250,000.00		250,000.00	256,480.77	6,480.77
084664BE0	Aa2 Berkshire Hathaway	5.400%	5/29/2013	5/15/2018	100,000.00	11,470.00	111,470.00	112,169.00	699.00
17284CCS1	CD CIT Bank SLC	1.150%	4/24/2013	4/24/2018	200,000.00		200,000.00	200,005.72	5.72
254671M72	CD DISCOVER BANK	1.950%	4/16/2014	4/16/2019	250,000.00		250,000.00	255,226.46	5,226.46
31938QJ47	CD First Business Bnk	1.750%	5/30/2014	5/30/2019	100,000.00		100,000.00	101,196.80	1,196.80
36966R5W2	AA GECC	4.550%	4/2/2013	3/15/2018	200,000.00	13,908.00	213,908.00	215,536.00	1,628.00
36966RY26	AA GECC	5.250%	11/26/2013	5/15/2018	100,000.00	8,500.00	108,500.00	110,172.00	1,672.00
38147J3S9	CD GOLDMAN SACHS BAF	2.050%	9/4/2014	9/3/2019	250,000.00		250,000.00	255,818.59	5,818.59
46625HJR2	A3 JP Morgan	2.350%	5/13/2014	1/28/2019	250,000.00	2,625.00	252,625.00	253,690.00	1,065.00
55279HAE0	A2 Manul/Trade Trust	2.300%	4/21/2014	1/30/2019	125,000.00	1,220.00	126,220.00	126,921.25	701.25
58733AAE9	CD Mercantil Commerceban	1.100%	2/13/2013	2/13/2018	97,000.00		97,000.00	97,015.48	15.48
61745EG70	A2 MORGAN STANLEY	3.000%	8/31/2011	8/31/2015	225,000.00		225,000.00	227,250.00	2,250.00
75951AAA6	A2 Reliance Stand Life	2.500%	5/28/2014	4/24/2019	100,000.00	841.00	100,841.00	101,124.00	283.00
795450RA5	CD Sallie Mae Bk	2.150%	10/30/2013	10/30/2018	250,000.00		250,000.00	257,310.29	7,310.29
856283VD5	CD State Bnk India	2.050%	10/11/2013	10/11/2018	200,000.00		200,000.00	205,225.63	5,225.63
871829AL1	A1 SYSCO Corp	5.250%	5/29/2013	2/12/2018	100,000.00	9,850.00	109,850.00	110,399.00	549.00
88413AQP3	CD Third Federal S&L	1.800%	5/23/2014	5/23/2019	100,000.00		100,000.00	101,459.20	1,459.20
981571AS1	CD Worlds Foremost Bnk	2.100%	8/27/2014	8/27/2019	200,000.00		200,000.00	205,222.97	5,222.97
ACCRUED IN AGY					74,390.79		74,390.79		
Sub-total					10,629,819.89	219,413.00	10,849,232.89	10,843,704.57	68,862.47
Balance on account with LAIF/Wells					1,101,386.77		1,101,386.77	1,167,038.95	
Balance on account with Money market					65,652.18		65,652.18		
Total Portfolio					11,796,858.84		12,016,271.84		

**Town of Looms
Transaction Ledger
4/01/15 to 4/30/15**

<u>Trans Date</u>	<u>Quantity</u>	<u>Description</u>	<u>Price</u>	<u>Amount Int Purch/Sold</u>	<u>Premium/Gain (Discount)/(Loss)</u>
4/1/2015 Interest Received	1,400.00	US Maryland 2.0% due 4/01/18	1.000	1,400.00	1,400.00
4/2/2015 Interest Received	0.78	Federated Govt Oblig Fund 0.01% floating 7 day	1.000	0.78	0.78
4/9/2015 Purchased	250,000.00	Cleveland, OH Revenue Bond 2.1% due 10/01/19	1.005	251,280.00 -	1,280.00 -
4/10/2015 Interest Received	523.56	Bank Hapoalim 1.05% due 4/10/19	1.000	523.56	523.56
4/13/2015 Interest Received	2,044.38	Bank of India 2.05% due 10/11/18	1.000	2,044.38	2,044.38
4/15/2015 Interest Received	425.00	Bank of America 5.1% due 2/15/18	1.000	425.00	425.00
4/15/2015 Interest Received	947.40	Barclay's Bank 1.9% due 2/15/18	1.000	947.40	947.40
4/16/2015 Interest Received	2,430.82	Discover Bank 1.95% due 4/16/19	1.000	2,430.82	2,430.82
4/22/2015 Interest Received	2,125.00	Wells Fargo 2.125% due 4/22/19	1.000	2,125.00	2,125.00
4/24/2015 Interest Received	1,146.85	CIT Bank 1.15% due 4/24/18	1.000	1,146.85	1,146.85
4/24/2015 Interest Received	1,250.00	Reliance Life 2.5% due 4/24/19	1.000	1,250.00	1,250.00
4/27/2015 Sold	200,000.00	Wells Fargo 2.125% due 4/22/19	1.011	202,280.00 59.03	1,127.75 1,211.28
4/27/2015 Interest Received	356.71	World's Foremost Bank 2.1% due 8/27/19	1.000	356.71	356.71
4/28/2015 Interest Received	2,144.11	Bank Baroda 2.15% due 10/29/18	1.000	2,144.11	2,144.11
4/28/2015	100,000.00	Tucson AZ	0.997	99,709.00	66.83

Sold		1.101% due 7/1/16		357.83	367.00
4/29/2015 Purchased	250,000.00	Oakland/Alameda County 2.321% due 2/01/19	1.012	252,885.00 -	2,885.00 -
4/30/2015 Interest Received	2,680.14	Sallie Mae Bank 2.15% due 10/30/18	1.000	2,680.14	2,680.14
Local Agency Investment Fund					
4/15/2015 Quarterly interest	257.68	Local Agency Investment Fund State Pool	1.000	257.68	
Wells Fargo Savings					
4/16/2015 Transfer	200,000.00	Transfer Wells Fargo Savings to checking	1.000	200,000.00	
4/23/2015 Transfer	25,000.00	Transfer Wells Fargo Savings to checking	1.000	25,000.00	
4/30/2015 Deposit	253.48	Transfer Wells Fargo Monthly interest	1.000	253.48	