

Treasurer's Report

September 8, 2015

TO: Honorable Mayor and Town Council
FROM: Roger Carroll, Treasurer/Finance Officer
DATE: September 1, 2015
RE: Monthly Treasurer's Report

RECOMMENDED ACTION:

Receive and file.

ISSUE STATEMENT AND DISCUSSION:

California Government Code and Town Municipal Code require monthly Treasurer's reports. The reports attached are as follows:

- Investment Policy Compliance Report - lists the types of investments allowable by the State and the Town and whether our investments comply.
- Quality Analysis Report - groups the investments by Moody Rating Group.
- Transaction Ledger Report – shows the purchases, sales, interest payments and redemptions during the report period.

Other Information

COMPLIANCE WITH INVESTMENT POLICY:

The Town's portfolio is in compliance with our investment policy.

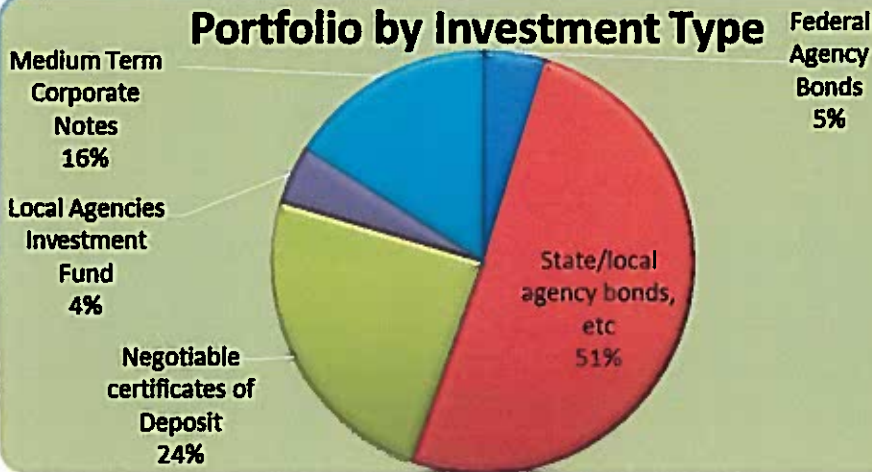
Other Information

Benchmarks as of August 31, 2015:

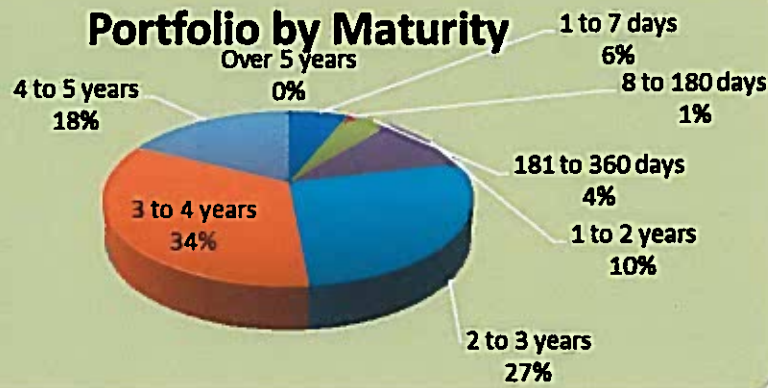
Federal Lending Rate:	0.25%
Two Year T-Bill Rate:	0.74%
LAIF daily Rate	0.32%

Town of Loomis Weighted Average Rate, excluding LAIF investments: 2.67%
Average Maturity is 3.10 years.

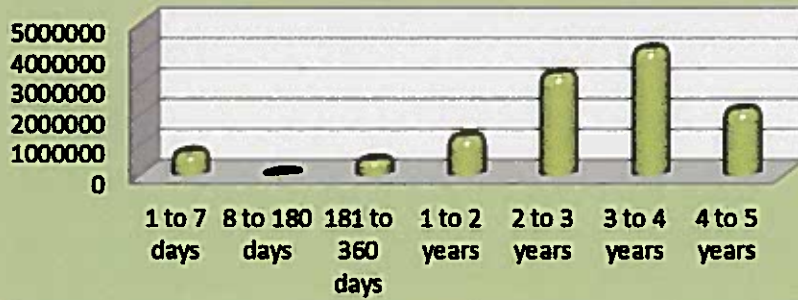
Portfolio by Investment Type



Portfolio by Maturity



Portfolio by Maturity



Strategy

The Treasurer's current practice is:

- Sell bonds with higher interest rates to capture the market gain before it evaporates, but only if replacement earnings plus the market gain exceed the current projected earnings.
- Approximate a "barbell" strategy by investing in higher earning investments in the four to five year maturity range, and shorter term investments to be in position for as rates start to climb.

POLICY AND/OR FINANCIAL IMPLICATIONS:

None.

Attachments: Investment Policy Compliance Report
Quality Analysis Report
Transaction Ledger Report

Town of Loomis
Investment Policy Compliance
with Government Code Standards, and the Town of Loomis Investment Plan Standards
As of August 31, 2015

Current Portfolio Balance: \$ 12,263,690

Ca Government Code Section 53601	Govt Code Maximum %	Loomis Maximum %	Loomis Actual %	Complies
Bonds issued by Loomis		5.00%		Yes
Federal Treasury notes, bonds, bills	100.00%	100.00%		Yes
State/local agency bonds, etc	100.00%	50.00%	49.81%	Yes
Local agency bonds, etc	100.00%	50.00%		Yes
Federal Agency Bonds	100.00%	100.00%	4.66%	Yes
Bankers Acceptances	40.00%	40.00%		Yes
Commercial Paper	30.00%	15.00%		Yes
Negotiable certificates of Deposit	30.00%	30.00%	23.62%	Yes
Repurchase Agreements	20.00%	20.00%		Yes
Reverse Repurchase Agreements	20.00%	20.00%		Yes
Local Agencies Investment Fund		100.00%	4.38%	Yes
Time Deposits	30.00%	25.00%	1.85%	Yes
Medium Term Corporate Notes	30.00%	30.00%	15.68%	Yes
Shares of Beneficial Interest	20.00%	0.00%		Yes
Mortgage pass through security bonds	20.00%	0.00%		Yes
Total			100.00%	

Target Share of Portfolio per Investment Policy			Actual %	Actual \$
Range	Not Less Than	Not More Than		
1 to 7 days	5%	70%	6%	763,832
8 to 180 days	0%	30%	1%	71,088
181 to 360 days	0%	30%	4%	509,586
1 to 2 years	0%	40%	10%	1,269,863
2 to 3 years		40%	27%	3,337,564
3 to 4 years		30%	34%	4,157,877
4 to 5 years		30%	18%	2,153,881
Over 5 years		0%	0%	
Total				12,263,690

Town of Loomis
Quality Analysis Report
8/31/2015

Cusip	NAME	RATE	SETTLEMENT DATE	NEXT COUPON	MATURITY DATE	UNITS	DISCOUNT OR PREMIUM	BOOK VALUE	MARKET VALUE	UNREALIZED MARKET GAIN/LOSS
3133EDMM1	C AGY FFCB	1.770%	5/29/2014	5/29/2015	5/29/2019	100,000.00		100,000.00	99,711.00	(289.00)
3136G1L56	Q AGY FNMA	0.875%	5/29/2013	5/15/2015	5/15/2018	200,000.00		200,000.00	200,246.00	246.00
3134G36X3	Q AGY FHLMC	1.125%	3/28/2012	9/28/2015	3/28/2018	200,000.00		200,000.00	199,754.00	(246.00)
01030LBY0	1X AA- Alabama St Inc	4.987%	6/1/2015	9/1/2015	9/1/2019	255,000.00	28,894.00	283,894.00	284,302.05	408.05
013141DA1	1X AA Albertville AL BOE	2.375%	11/19/2014	8/1/2015	2/1/2019	150,000.00		150,000.00	151,053.00	1,053.00
13017HAE8	1X A3 CA Earthquake Auth	2.805%	11/8/2014	7/1/2015	7/1/2019	500,000.00	8,538.00	508,538.00	509,985.00	1,447.00
13124MAE5	1X A1 Calleguas CA Mun Wate	1.768%	6/20/2012	7/1/2015	7/1/2017	210,000.00		210,000.00	211,457.40	1,457.40
170016YX1	1X Aa2 Chippewa Val Schls	2.350%	6/18/2015	12/1/2015	5/1/2020	100,000.00		100,000.00	101,436.00	1,436.00
186387LR5	1X A1 Cleveland OH	2.100%	4/9/2015	7/1/2015	10/1/2019	250,000.00	1,155.00	251,155.00	250,020.00	(1,135.00)
387883TX9	1X Aa3 Grant County Wash PUC	2.170%	12/29/2014	7/1/2015	1/1/2017	250,000.00	3,020.00	253,020.00	253,250.00	230.00
404478HG1	1X Aa3 Habersham Cnty Hosp	2.000%	8/13/2014	8/1/2015	2/1/2018	100,000.00		100,000.00	101,227.00	1,227.00
452151LD3	1X A1 Illinois GOB	4.350%	3/24/2014	6/1/2015	6/1/2018	100,000.00	3,435.00	103,435.00	102,780.00	(655.00)
454624S40	1X AA Kent Spl Ev Rev bonds	5.504%	12/16/2014	6/1/2015	12/1/2018	250,000.00	25,295.00	275,295.00	279,635.00	4,340.00
596566WB1	1X AAA Middlesex IA	2.250%	10/30/2013	8/1/2015	6/1/2018	280,000.00	2,521.00	282,521.00	284,636.80	2,115.80
612496AH2	1X A Monterey Fire	4.200%	2/20/2015	9/1/2015	9/1/2019	275,000.00	17,056.00	292,056.00	294,940.25	2,884.25
64579RAR8	1X A1 NJ Inst Tech	2.170%	9/25/2014	7/1/2015	7/1/2017	250,000.00	2,185.00	252,185.00	251,742.50	(442.50)
64971QGU1	1X A2 NYC Trans Fin Auth	3.050%	5/28/2014	11/1/2015	5/1/2019	200,000.00	7,987.00	207,987.00	208,440.00	453.00
672211BF5	1X Aa3 Oakland/Alameda Cnty	2.321%	4/29/2015	8/1/2015	2/1/2019	250,000.00	2,885.00	252,885.00	250,772.50	(2,112.50)
700773LN2	1X Aa2 Park Ridge Ill	2.100%	7/8/2014	6/1/2015	12/1/2017	270,000.00	2,904.00	272,904.00	273,858.30	954.30
71781LBM0	1X Aa1 Phil PA Auth	0.000%	5/29/2014	10/15/2015	4/15/2018	100,000.00	(5,912.00)	94,088.00	95,489.00	1,401.00
738746TR9	S Aa3 Portland OR	6.031%	3/25/2015	6/15/2015	6/15/2018	190,408.84	12,428.00	202,836.84	202,903.48	66.62
777352BK0	1x A+ Rosedale Rio Bravo	3.050%	7/27/2012	6/1/2015	1/1/2018	305,000.00	-	305,000.00	305,622.20	622.20
796720JG8	1x AA- San Bern CCD	1.886%	5/2/2013	8/1/2015	8/1/2017	190,000.00	-	190,000.00	190,841.70	841.70
797398EG5	1x Aa3 San Diego County	5.728%	1/21/2014	8/1/2015	8/15/2017	200,000.00	14,658.00	214,658.00	215,880.00	1,222.00
79854WBD1	1x A+ San Luis Rev	2.400%	11/25/2014	7/1/2015	7/1/2018	175,000.00	1,818.00	176,818.00	177,686.25	870.25
83866PAB9	1x AA- S Lake Tahoe	2.250%	1/28/2015	6/1/2015	6/1/2019	250,000.00	1,450.00	251,450.00	250,802.50	(647.50)
895139CB7	1x A3 Trenton NJ	4.000%	2/19/2014	8/15/2015	2/15/2018	200,000.00	4,586.00	204,586.00	202,510.00	(2,076.00)
914402T44	1X AA+ US Maryland	2.000%	3/11/2014	10/1/2015	4/1/2018	140,000.00	1,842.00	141,842.00	142,798.60	956.60
942860MY0	1X A2 Waukegan, Il	5.250%	6/25/2015	6/30/2015	12/30/2018	305,000.00	24,389.00	329,389.00	326,292.05	(3,096.95)
968254BB7	1X A- Wilkes-Barre Fin Auth	2.822%	7/9/2015	11/1/2015	11/1/2019	200,000.00	1,776.00	201,776.00	203,816.00	2,040.00
00206RAJ1	n/a A3 AT&T Inc	5.500%	2/13/2013	8/1/2015	2/1/2018	250,000.00	22,107.00	272,107.00	269,782.50	(2,324.50)
02006LND1	n/a CD Ally Bank	1.400%	1/22/2015	7/22/2015	1/22/2018	250,000.00		250,000.00	252,502.39	2,502.39
02587CAD2	n/a CD Amex Bank	1.050%	7/17/2014	7/17/2015	7/17/2017	150,000.00		150,000.00	150,585.13	585.13
02587DYM4	n/a CD Amex Bank	2.100%	6/3/2015	12/3/2015	6/3/2020	200,000.00		200,000.00	204,868.19	4,868.19
05574LTX6	n/a A+ BNP Paribas	2.400%	4/21/2014	6/12/2015	12/12/2018	100,000.00	1,068.00	101,068.00	100,682.00	(384.00)
06050WBM8	n/a A Bank of America	5.100%	3/8/2013	9/15/2015	2/15/2018	100,000.00	5,406.00	105,406.00	107,018.00	1,612.00
0606246L2	n/a CD Bank of Baroda	2.150%	10/28/2013	10/29/2015	10/29/2018	200,000.00		200,000.00	205,972.68	5,972.68
06251AB41	n/a CD Bank Hapoalim NY	1.050%	4/10/2014	10/10/2015	4/10/2019	100,000.00		100,000.00	99,037.46	(962.54)
06739FHT1	n/a A2 Barclays Bank	2.500%	6/10/2014	8/20/2015	2/20/2019	200,000.00	2,782.00	202,782.00	201,886.00	(896.00)
06740KGG6	n/a CD Barclays Bank	1.800%	4/15/2014	10/15/2015	4/15/2019	100,000.00		100,000.00	102,072.83	2,072.83
05568P5N3	n/a CD BMW Bank	2.050%	9/30/2013	10/1/2015	10/1/2018	250,000.00		250,000.00	256,523.36	6,523.36
084664BE0	n/a Aa2 Berkshire Hathaway	5.400%	5/29/2013	11/15/2015	5/15/2018	100,000.00	10,190.00	110,190.00	109,855.00	(535.00)
14042E5F3	n/a CD Capital One McLean	2.300%	8/5/2015	2/5/2016	8/5/2020	250,000.00		250,000.00	258,280.92	8,280.92
140420SH4	n/a CD Capital One Bank	2.150%	6/19/2015	12/17/2015	6/17/2020	100,000.00		100,000.00	102,686.36	2,686.36
140420SJO	n/a CD Capital One Bank	1.500%	6/19/2015	12/18/2015	6/18/2018	100,000.00		100,000.00	101,102.83	1,102.83
17284CCS1	n/a CD CIT Bank SLC	1.150%	4/24/2013	10/24/2015	4/24/2018	200,000.00		200,000.00	200,500.62	500.62
254671M72	n/a CD DISCOVER BANK	1.950%	4/18/2014	10/18/2015	4/18/2019	250,000.00		250,000.00	255,633.11	5,633.11
31938QJ47	n/a CD First Business Bnk	1.750%	5/30/2014	5/30/2015	5/30/2019	100,000.00		100,000.00	101,512.63	1,512.63
36968R5W2	n/a AA GECC	4.550%	4/2/2013	9/15/2015	3/15/2018	200,000.00	12,308.00	212,308.00	211,434.00	(874.00)
36968RY28	n/a AA GECC	5.250%	11/28/2013	5/15/2015	5/15/2018	100,000.00	7,500.00	107,500.00	107,316.00	(184.00)
38147J3S9	n/a CD GOLDMAN SACHS BAN	2.050%	9/4/2014	9/3/2015	9/3/2019	250,000.00		250,000.00	256,191.66	6,191.66
40428HOV8	n/a A2 HSBC	2.750%	8/28/2015	2/7/2016	8/7/2020	125,000.00	-	125,000.00	124,825.00	(175.00)
46625HJR2	n/a A3 JP Morgan	2.350%	5/13/2014	7/25/2015	1/28/2019	250,000.00	2,385.00	252,385.00	251,247.50	(1,137.50)
55279HAE0	n/a A2 Manuf/Trade Trust	2.300%	4/21/2014	7/30/2015	1/30/2019	125,000.00	1,100.00	126,100.00	125,478.75	(621.25)
58733AAE9	n/a CD Mercantill Commerceban	1.100%	2/13/2013	10/13/2015	2/13/2018	97,000.00		97,000.00	97,223.57	223.57
63743FXE1	n/a A2 Natl Rural Util Coop	2.500%	8/27/2015	9/15/2015	8/15/2020	100,000.00		100,000.00	99,214.00	(786.00)
75951AAA6	n/a A2 Reliance Stand Life	2.500%	5/28/2014	10/24/2015	4/24/2019	100,000.00		100,000.00	100,406.00	406.00
856283VD5	n/a CD State Bnk India	2.050%	10/11/2013	10/11/2015	10/11/2018	200,000.00		200,000.00	205,263.80	5,263.80
871829AL1	n/a A1 SYSCO Corp	5.250%	5/29/2013	10/12/2015	2/12/2018	100,000.00	8,610.00	108,610.00	108,759.00	149.00
88413QAP3	n/a CD Third Federal S&L	1.800%	5/23/2014	5/23/2015	5/23/2019	100,000.00		100,000.00	101,688.78	1,688.78
ACCURED INT	n/a AGY					71,087.51		71,087.51		
Sub- total						11,263,498.35	236,362.00	11,499,858.35	11,493,238.63	64,467.79
Balance on account with LAIF/Wells						537,144.42		537,144.42	783,831.92	
Balance on account with Money market						226,687.50		226,687.50		
Total Portfolio						12,027,328.27		12,263,690.27		

**Town of Looms
Transaction Ledger
8/01/15 to 8/31/15**

<u>Trans Date</u>	<u>Quantity</u>	<u>Description</u>	<u>Price</u>	<u>Amount Int Purch/Sold</u>	<u>Premium/Gain (Discount)/(Loss)</u>
8/3/2015 Interest Received	6,875.00	ATT 5.5% due 2/01/18	1.000	6,875.00	6,875.00
8/3/2015 Interest Received	1,781.25	Albertville, AL 2.375% due 2/01/19	1.000	1,781.25	1,781.25
8/3/2015 Interest Received	1,000.00	Habersham County Med 2.0% due 2/01/18	1.000	1,000.00	1,000.00
8/3/2015 Interest Received	1,601.70	San Bernadino, CA 1.686% due 8/01/17	1.000	1,601.70	1,601.70
8/4/2015 Interest Received	1.05	Federated Govt Oblig Fund 0.01% floating 7 day	1.000	1.05	1.05
8/4/2015 Sold	250,000.00	Sallie Mae Bank 2.15% due 10/30/18	1.005	251,250.00 1,413.70	2,663.70
8/4/2015 Bought	200,000.00	Wilkes-Barre Finance Auth 2.622% due 11/1/19	1.009	201,776.00 -	-
8/5/2015 Bought	250,000.00	Calital One Bank 2.3% due 8/5/20	1.000	250,000.00 -	-
8/12/2015 Interest Received	2,625.00	SYSCO 5.25% due 2/12/18	1.000	2,625.00	2,625.00
8/13/2015 Interest Received	529.12	Mercantile Commerce Bnk 1.1% due 2/13/18	1.000	529.12	529.12
8/17/2015 Interest Received	425.00	Bank of America 5.1% due 2/15/18	1.000	425.00	425.00
8/17/2015 Interest Received	5,728.00	San Diego County 5.728% due 8/15/17	1.000	5,728.00	5,728.00
8/17/2015 Interest Received	4,000.00	Trenton NJ 4.0% due 2/15/16	1.000	4,000.00	4,000.00
8/20/2015 Transfer	35,930.08	Transfer to Wells Fargo from Bank of New York	1.000	35,930.08	
8/20/2015	2,500.00	Barclay's Bank	1.000	2,500.00	2,500.00

Interest Received		2.5% due 2/20/19			
8/26/2015	100,000.00	Transfer from Wells Fargo	1.000	100,000.00	
Transfer		to Bank of New York			
8/27/2015	126,063.63	Transfer from Wells Fargo	1.000	126,063.63	
Transfer		to Bank of New York			
8/27/2015	100,000.00	Nat'l Rural Utility Coop	1.000	100,000.00	-
Bought		2.3% due 8/15/20		-	
8/28/2015	125,000.00	HSBC	1.007	125,863.13	-
Bought		2.75% due 8/7/20		200.52	
8/31/2015	225,000.00	Morgan Stanley	1.000	225,000.00	1,687.50
Matured		FR% due 8/31/15		1,687.50	

Local Agency Investment Fund

No Activity in this Account

Wells Fargo Savings

8/14/2015	50,000.00	Transfer Wells Fargo	1.000	50,000.00	
Transfer		Checking to Savings			
8/25/2015	50,000.00	Transfer Wells Fargo	1.000	50,000.00	
Transfer		Savings to Checking			
8/26/2015	125,000.00	Transfer Wells Fargo	1.000	125,000.00	
Transfer		Savings to Checking			