Treasurer's Report
September 14, 2021

TO:	Honorable Mayor and Members of the Town Council
FROM:	Roger Carroll, Treasurer/Finance Officer
DATE:	September 2, 2021
RE:	Monthly Treasurer's Report

Recommendation:

Receive and file.

Issue Statement and Discussion:

California Government Code and Town Municipal Code require monthly Treasurer's reports. The reports attached are as follows:

- Investment Policy Compliance Report - lists the types of investments allowable by the State and the Town and whether our investments comply.
- Quality Analysis Report - groups the investments by Moody Rating Group.
- Transaction Ledger Report – shows the purchases, sales, interest payments and redemptions during the report period.

Other Information

Compliance with Investment Policy:

The Town's portfolio is in compliance with our investment policy.

Other Information

Benchmarks as of August 31, 2021:

Federal Lending Rate:	0.000%
Two Year T-Bill Rate:	0.200%
LAIF daily Rate	0.220%

Town of Loomis Weighted Average Rate, excluding LAIF investments: 2.39%
Average Maturity is 2.83 years.

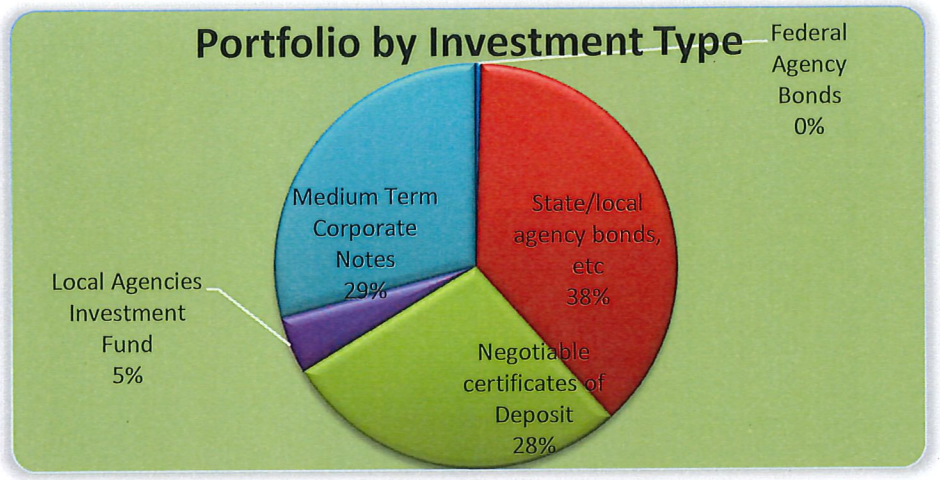
Portfolio by Investment Type
Federal Agency Bonds 0%
Medium Term Corporate Notes 29%
State/local agency bonds, etc 38%
Local Agencies Investment Fund 5%
Negotiable certificates of Deposit 28%

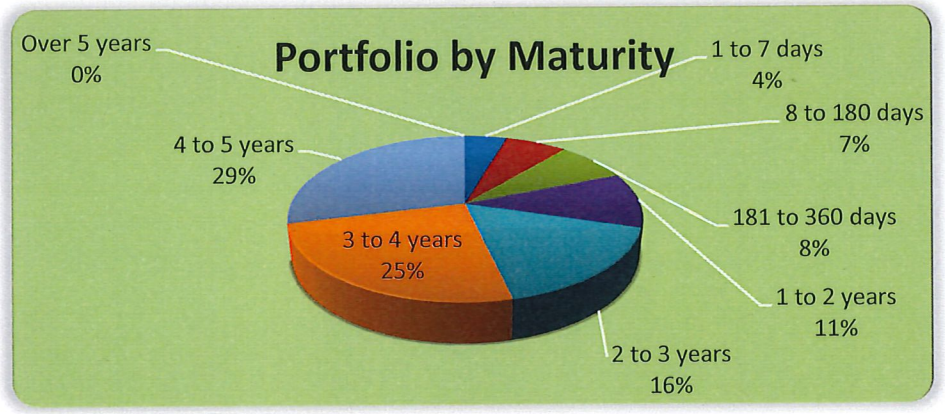
Portfolio by Maturity
Over 5 years 0%
1 to 7 days 4%
8 to 180 days 7%
4 to 5 years 29%
181 to 360 days 8%
3 to 4 years 25%
1 to 2 years 11%
2 to 3 years 16%

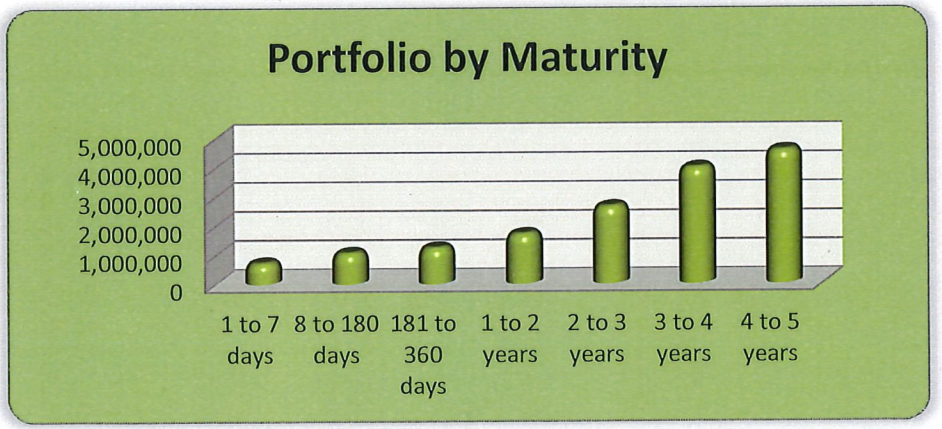
Portfolio by Maturity
5,000,000
4,000,000
3,000,000
2,000,000
1,000,000
0
1 to 7 days
8 to 180 days
181 to 360 days
1 to 2 years
2 to 3 years
3 to 4 years
4 to 5 years

Strategy:

The Treasurer's current practice is:

- Just when the markets seemed to be settling into a stable position, the COVID Delta variant has created new havoc. The Federal Reserve Board is keeping the overnight target lending rate from 1.0% down to 0.0%. Forecasts show that short-term interest rates are likely to remain low for the foreseeable future. The LAIF rate is currently at 0.22%. Where possible and when prudent, we will liquidate investments to capture gains and purchase only higher rated investments.

CEQA Requirements
CEQA does not apply to financial reporting.

Financial and/or Policy Implications:
None.

Attachments:
A. Investment Policy Compliance Report
B. Quality Analysis Report
C. Transaction Ledger Report

Town of Loomis
Investment Policy Compliance
with Government Code Standards, and the Town of Loomis Investment Plan Standards
As of August 31, 2021

Current Portfolio Balance:	**$ 16,059,247**

Ca Government Code Section 53601	**Govt Code Maximum %**	**Loomis Maximum %**	**Loomis Actual %**	**Complies**
Bonds issued by Loomis		5.00%		Yes
Federal Treasury notes, bonds, bills	100.00%	100.00%		Yes
State/local agency bonds, etc	100.00%	50.00%	37.88%	Yes
Local agency bonds, etc	100.00%	50.00%		Yes
Federal Agency Bonds	100.00%	100.00%	0.48%	Yes
Bankers Acceptances	40.00%	40.00%		Yes
Commercial Paper	30.00%	15.00%		Yes
Negotiable certificates of Deposit	30.00%	30.00%	28.04%	Yes
Repurchase Agreements	20.00%	20.00%		Yes
Reverse Repurchase Agreements	20.00%	20.00%		Yes
Local Agencies Investment Fund		100.00%	4.57%	Yes
Time Deposits	30.00%	25.00%	0.01%	Yes
Medium Term Corporate Notes	30.00%	30.00%	29.01%	Yes
Shares of Beneficial Interest	20.00%	0.00%		Yes
Mortgage pass through security bonds	20.00%	0.00%		Yes
Total			100.00%	

Target Share of Portfolio per Investment Policy			Actual %	Actual $
Range	Not Less Than	Not More Than		
1 to 7 days	5%	70%	5%	736,227
8 to 180 days	0%	30%	7%	1,076,396
181 to 360 days	0%	30%	8%	1,249,137
1 to 2 years	0%	40%	11%	1,727,529
2 to 3 years		40%	17%	2,667,963
3 to 4 years		30%	25%	4,002,041
4 to 5 years		30%	29%	4,599,954
Over 5 years		0%	0%	
	Total			16,059,247

Town of Loomis
Quality Analysis Report
8/31/2021

Cusip				NAME	RATE	GL ACT	SETTLMENT DATE	NEXT COUPON	MATURITY DATE	UNITS	PURCHASE PRICE	REMAINING DISCOUNT OR PREMIUM	BOOK VALUE	MARKET VALUE*	UNREALIZED MARKET GAIN/LOSS
MUNICIPAL BONDS															
072024WQ1	1X	AA	MD	Bay Area CA Toll Auth	2.325%	10634	6/25/2020	10/1/2021	4/1/2025	100,000.00	104,958.00	3,768.00	103,768.00	105,417.00	1,649.00
13034PYN1	1X	AA	MD	CA Housing Fin	2.875%	10661	9/27/2019	8/1/2021	2/1/2023	200,000.00	204,500.00	1,970.00	201,970.00	205,958.00	3,988.00
13048VNZ7	1X	AA3	MD	CA Muni Fin Auth	1.846%	10667	3/20/2020	12/1/2021	12/1/2024	250,000.00	251,000.00	-	250,000.00	258,822.50	8,822.50
20772JWZ1	1X	A1	MD	Connecticut GOB	2.700%	10651	10/6/2017	9/1/2021	9/1/2022	250,000.00	250,000.00		250,000.00	256,187.50	6,187.50
20772KAE9	1X	A1	MD	Connecticut GOB	2.990%	10653	2/2/2018	1/15/2022	1/15/2023	100,000.00	98,132.00	(433.00)	99,567.00	103,733.00	4,166.00
22973PAE1	1X	AA	MD	Cudahy Comm Dev	3.474%	10658	6/7/2019	10/1/2021	10/1/2023	250,000.00	262,500.00	6,290.00	256,290.00	259,852.50	3,562.50
255651KZ1	1X	AA	MD	Dixon CA USD	0.953%	10674	2/4/2021	8/1/2021	8/1/2025	240,000.00	243,748.80	3,258.00	243,258.00	238,389.60	(4,868.40)
34439TBC9	1X	A+	DY	Folsom,CA	2.250%	10657	3/1/2019	8/1/2021	8/1/2022	200,000.00	196,000.00	(1,000.00)	199,000.00	203,188.00	4,188.00
419791YR3	1X	AA+	MD	Hawaii Rev	5.100%	10663	11/20/2019	8/1/2021	2/1/2024	105,000.00	117,813.15	7,203.00	112,203.00	116,922.75	4,719.75
420507CL7	1X	AA	MD	Hawthorne, CA	3.150%	10669	5/18/2020	8/1/2021	8/1/2024	300,000.00	319,500.00	13,340.00	313,340.00	314,004.00	664.00
428061ED3	1X	AA	MD	Hesperia USD	1.474%	10670	7/30/2020	8/1/2021	2/1/2025	300,000.00	300,600.00	4,544.00	304,544.00	304,893.00	349.00
45656RCQ3	1X	A1	DY	Industry, CA	3.500%	10654	2/7/2020	1/1/2022	1/1/2025	250,000.00	269,235.00	12,870.00	262,870.00	269,647.50	6,777.50
45656RDW9	1X	A1	DY	Industry, CA	3.000%	10655	3/1/2018	1/1/2022	1/1/2023	150,000.00	147,637.00	(683.00)	149,317.00	154,617.00	5,300.00
53820AAD6	1X	AA	HS	Livermore Park & Rec	1.005%	10678	8/12/2021	2/12/2022	2/1/2025	250,000.00	251,750.00	1,705.00	251,705.00	250,570.00	(1,135.00)
607802BZ7	1X	AA	MD	Modesto CA WasteW	0.835%	10672	11/10/2020	11/1/2021	11/1/2024	250,000.00	251,810.00	1,410.00	251,410.00	251,542.50	132.50
624409BU1	1X	AA	MD	Mountain View SD	2.340%	10659	7/2/2019	8/1/2021	8/1/2023	95,000.00	95,700.15	310.00	95,310.00	98,177.75	2,867.75
657382AB3	1X	A2	MD	N Augusta SC	2.811%	10649	5/16/2017	11/1/2021	11/1/2021	250,000.00	253,257.50	137.00	250,137.00	251,012.50	875.50
73208PBF7	1X	AA-	MD	Pomona CA	4.000%	10671	10/29/2020	8/1/2021	8/1/2025	250,000.00	253,257.50	26,347.00	276,347.00	275,487.50	(859.50)
738855K38	1X	AA+	MD	Poway CA USD	1.092%	10675	5/28/2021	9/1/2021	9/1/2025	250,000.00	253,055.00	2,821.00	252,821.00	248,427.50	(4,393.50)
76913CBA6	1X	A2	MD	Riverside Cnty CA	2.863%	10677	6/25/2021	8/15/2021	2/15/2026	250,000.00	268,702.50	18,032.00	268,032.00	268,715.00	683.00
797272QQ7	1x	AAA	MD	San Diego CCD	2.199%	10673	1/13/2021	8/1/2021	8/1/2025	335,000.00	359,006.10	20,486.00	355,486.00	354,503.70	(982.30)
79771FAF4	1x	AA2	MD	San Fran City/Cnty PUC	0.843%	10676	6/8/2021	11/1/2021	11/1/2025	100,000.00	100,185.00	-	100,000.00	99,754.00	(246.00)
798170AG1	1x	AA	MD	San Jose Red	2.958%	10660	8/1/2019	8/1/2021	8/1/2024	135,000.00	139,430.70	2,555.00	137,555.00	144,479.70	6,924.70
79876CBU1	1x	AA-	MD	San Marcos Red	2.750%	10664	11/27/2019	10/1/2022	10/1/2024	100,000.00	102,977.00	1,885.00	101,885.00	106,045.00	4,160.00
80218YAH8	1x	A+	MD	Santa Fe Springs Dev	2.250%	10665	12/4/2019	9/1/2021	9/1/2024	200,000.00	201,794.00	1,122.00	201,122.00	205,128.00	4,006.00
84247PHZ7	1x	AA-	MD	So Cal Public Power Auth	3.608%	10668	4/27/2020	1/1/2022	7/1/2024	250,000.00	272,325.00	15,125.00	265,125.00	270,717.50	5,592.50
913366HY9	1x	AA3	MD	UC Regents	2.259%	10662	10/3/2019	11/15/2021	5/15/2024	250,000.00	254,277.50	2,437.00	252,437.00	260,335.00	7,898.00
928346NB7	1X	AA2	HS	Vista CA	5.000%	10666	3/17/2020	8/1/2021	8/1/2023	265,000.00	287,631.00	12,911.00	277,911.00	276,882.50	(1,028.50)
				Sub-Total Municipal Bonds						5,925,000.00	6,110,782.90	158,410.00	6,083,410.00	6,153,410.50	70,000.50
CORPORATE SECURITIES															
023135BN5	n/a	AA-	MD	Amazon.com	5.200%	10758	2/26/2021	12/3/2021	12/3/2025	250,000.00	299,915.00	44,725.00	294,725.00	292,595.00	(2,130.00)
05565QDL9	n/a	A1	MD	BP Cap PLC	3.224%	10753	7/27/2020	10/14/2021	4/14/2024	350,000.00	376,250.00	18,645.00	368,645.00	370,877.50	2,232.50
06051GFB0	n/a	A2	MD	Bank of America	4.125%	10749	6/11/2019	1/22/2022	1/22/2024	250,000.00	266,250.00	7,880.00	257,880.00	271,250.00	13,370.00
06406RAQ0	n/a	AA	MD	Bank of NY Mellon	0.750%	10756	2/8/2021	1/28/2022	1/28/2026	250,000.00	251,500.00	1,206.00	251,206.00	248,345.00	(2,861.00)
072863AG8	n/a	AA-	MD	Baylor Scott & White	0.827%	10757	2/8/2021	11/15/2021	11/15/2025	300,000.00	302,400.00	2,225.00	302,225.00	295,689.00	(6,536.00)
10373QAY6	n/a	A1	MD	BP Cap	3.224%	10751	9/6/2019	10/14/2021	4/14/2024	150,000.00	158,088.00	4,488.00	154,488.00	159,426.00	4,938.00
14913R2K2	n/a	A2	MD	Caterpillar Financial	0.900%	10762	3/22/2021	9/2/2021	3/2/2026	250,000.00	247,500.00	(2,325.00)	247,675.00	251,342.50	3,667.50
166764BD1	n/a	AA2	MD	Chevron Corp	3.326%	10765	4/9/2021	1/17/2022	1/17/2025	250,000.00	274,817.50	22,641.00	272,641.00	273,212.50	571.50
30231GBH4	n/a	AA1	MD	Exxon Mobil Corp	2.992%	10754	8/3/2020	9/19/2021	3/19/2025	250,000.00	276,950.00	20,645.00	270,645.00	267,522.50	(3,122.50)
459200JG7	n/a	A2	MD	IBM Corp	3.450%	10759	3/4/2021	8/19/2021	2/19/2026	500,000.00	279,375.00	50,335.00	550,335.00	552,100.00	1,765.00
46625HRS1	n/a	A2	MD	JP Morgan Chase	3.200%	10766	8/19/2021	12/15/2021	6/15/2026	250,000.00	273,950.00	23,535.00	273,535.00	271,757.50	(1,777.50)
53961LAA7	n/a	AA-	MD	LISCRP	1.000%	10755	11/27/2020	11/15/2021	11/15/2025	270,000.00	270,000.00		270,000.00	265,256.10	(4,743.90)
857477AT0	n/a	A1	MD	State Street Corp	3.550%	10761	3/22/2021	8/18/2021	8/18/2025	200,000.00	221,700.00	19,675.00	219,675.00	220,958.00	1,283.00
87612EBE5	n/a	A2	HS	Target Corp	2.500%	10763	4/9/2021	10/15/2021	4/15/2026	250,000.00	268,175.00	16,650.00	266,650.00	268,885.00	2,235.00
89236TGX7	n/a	A1	MD	Toyota Motor Credit	3.000%	10760	3/22/2021	10/1/2021	4/1/2025	200,000.00	215,900.00	14,225.00	214,225.00	214,536.00	311.00
89788JAA7	n/a	A2	MD	Truist Bank	1.500%	10752	3/17/2020	9/10/2021	3/10/2025	175,000.00	170,870.00	(2,870.00)	172,130.00	179,250.75	7,120.75
92826CAD4	n/a	AA3	HS	Visa Inc.	3.150%	10764	4/9/2021	12/14/2021	12/14/2025	250,000.00	275,000.00	22,750.00	272,750.00	272,935.00	185.00
				Sub-Total Corporate Securities						4,395,000.00	4,428,640.50	264,430.00	4,659,430.00	4,675,938.35	16,508.35
NEGOTIABLE CERTIFICATES OF DEPOSIT															
01748DBA3	n/a	CD	MD	Allegiance Bank	2.600%	10860	2/7/2018	9/7/2021	2/7/2023	250,000.00	250,000.00		250,000.00	258,521.55	8,521.55
02587CEM8	n/a	CD	MD	Amex FSB	2.350%	10839	5/3/2017	11/3/2021	5/3/2022	250,000.00	250,000.00		250,000.00	253,692.91	3,692.91
02587DN38	n/a	CD	MD	Amex Centurion	2.450%	10837	4/5/2017	10/5/2021	4/5/2022	250,000.00	250,000.00		250,000.00	253,443.05	3,443.05
140420Y95	n/a	CD	MD	Capital One Bank	2.300%	10835	3/8/2017	9/8/2021	3/8/2022	250,000.00	250,000.00		250,000.00	252,819.65	2,819.65
14042RDS7	n/a	CD	DY	Capital One Bank McClean	1.750%	10854	10/26/2016	10/26/2021	10/26/2021	100,000.00	100,000.00		100,000.00	100,259.66	259.66
17312Q3K3	n/a	CD	MD	Citibank	2.900%	10865	3/20/2019	9/20/2021	3/20/2024	200,000.00	200,000.00		200,000.00	212,805.55	12,805.55
20033AUB0	n/a	CD	MD	Comenity Cap Bank	2.350%	10840	5/31/2017	10/1/2021	5/31/2022	250,000.00	250,000.00		250,000.00	254,091.72	4,091.72
254672Y36	n/a	CD	MD	Discover Bank	2.250%	10832	12/29/2016	6/29/2021	12/29/2021	150,000.00	150,000.00		150,000.00	151,069.39	1,069.39
29976D2N9	n/a	CD	DY	Everbank	2.250%	10838	4/21/2017	9/29/2021	3/29/2022	200,000.00	199,900.00		200,000.00	202,447.87	2,447.87
33715LCB4	n/a	CD	MD	First Tech CU	3.400%	10869	10/31/2019	9/17/2021	8/17/2023	150,000.00	156,864.00	3,454.00	153,454.00	159,238.03	5,784.03
38149MXK4	n/a	CD	MD	Goldman Sachs Bank	1.000%	10872	7/28/2021	2/28/2022	7/28/2026	250,000.00	250,000.00		250,000.00	252,018.55	2,018.55
39573LBV9	n/a	CD	MD	Greenstate CU	0.950%	10874	8/18/2021	9/18/2021	8/18/2026	250,000.00	250,000.00		250,000.00	251,269.05	1,269.05
499724AG7	n/a	CD	MD	Knoxville TVA CU	3.400%	10864	12/28/2018	9/28/2021	12/28/2023	150,000.00	150,000.00		150,000.00	160,725.11	10,725.11
61747MG54	n/a	CD	MD	Morgan Stanley Bnk	2.500%	10859	1/18/2018	1/18/2022	1/18/2022	250,000.00	250,000.00		250,000.00	252,302.61	2,302.61
61760AD71	n/a	CD	MD	Morgan Stanley Bnk	2.600%	10866	5/30/2019	11/30/2021	5/30/2024	200,000.00	200,000.00		200,000.00	211,902.56	11,902.56
62384RAF3	n/a	CD	MD	Mountain America	3.000%	10861	3/27/2018	9/15/2021	3/27/2023	250,000.00	250,000.00		250,000.00	260,862.94	10,862.94
7954506Y6	n/a	CD	MD	Sallie Mae Bank	1.000%	10871	7/8/2021	2/8/2022	7/8/2026	250,000.00	250,000.00		250,000.00	251,996.19	1,996.19
856285VY4	n/a	CD	MD	State Bnk India NY	0.950%	10870	6/10/2021	12/10/2021	6/10/2026	250,000.00	250,000.00		250,000.00	251,515.50	1,515.50
87165HQS2	n/a	CD	DY	Synchrony Bank	2.300%	10827	2/24/2017	8/24/2021	2/24/2022	100,000.00	100,000.00		100,000.00	101,061.23	1,061.23
90348JR93	n/a	CD	MD	UBS Bank	0.950%	10873	8/11/2021	9/11/2021	8/11/2026	250,000.00	250,000.00		250,000.00	251,264.25	1,264.25
949763M78	n/a	CD	MD	Wells Fargo	1.950%	10868	10/23/2019	9/18/2021	10/18/2024	250,000.00	250,675.00	330.00	250,330.00	261,119.66	10,789.66
				Sub-Total Negotiable Certificates of Deposit						4,500,000.00	4,507,439.00	3,784.00	4,503,784.00	4,604,427.03	100,643.03
				Total Investments						14,820,000.00	15,046,862.40	426,624.00	15,246,624.00	15,433,775.88	187,151.88
				Accrued Interest on investments						76,396.31			76,396.31	76,396.31	
				Balance on account with LAIF						734,587.38			734,587.38	734,587.38	
				Balance on account with Money market						1,639.52			1,639.52	1,639.52	
				Total Portfolio						15,632,623.21			16,059,247.21	16,246,399.09	

Town of Looms
Transaction Ledger
8/01/21 to 8/31/21

Trans Date Trans Type	Quanity	Description	Price	Amount Int Purch/Sold	Premium/Gain (Discount)/(Loss)
8/2/2021 Bond matured	250,000.00	Victor Valley, CA 1.896% due 8/01/21	1.000	250,000.00 2,370.00	2,370.00
8/2/2021 Bond matured	255,000.00	Mansfield, TX 2.15% due 8/01/21	1.000	255,000.00 2,741.25	2,741.25
8/2/2021 Interest Received	2,875.00	CA Housing Finance Auth 2.755% due 2/01/23	1.000	2,875.00	2,875.00
8/2/2021 Interest Received	1,124.54	Dixon, CA 0.953% due 8/01/25	1.000	1,124.54	1,124.54
8/2/2021 Interest Received	433.15	Knoxville TVA CU 3.4% due 12/28/23	1.000	433.15	433.15
8/2/2021 Interest Received	2,250.00	Folsom, CA 2.25% due 8/01/22	1.000	2,250.00	2,250.00
8/2/2021 Interest Received	498.97	Comenity Cap Bank 2.35% due 5/31/22	1.000	498.97	498.97
8/2/2021 Interest Received	2,677.50	Hawaii 5.1% due 2/01/24	1.000	2,677.50	2,677.50
8/2/2021 Interest Received	4,725.00	Hawthorne, CA 3.15% due 8/01/24	1.000	4,725.00	4,725.00
8/2/2021 Interest Received	2,211.00	Hesperia, CA USD 3.474% due 2/01/25	1.000	2,211.00	2,211.00
8/2/2021 Interest Received	1,111.50	Mountain View CA SD 2.34% due 8/01/23	1.000	1,111.50	1,111.50
8/2/2021 Interest Received	5,000.00	Pomona, CA 4.0% due 8/01/25	1.000	5,000.00	5,000.00
8/2/2021 Interest Received	3,683.33	San Diego, CA 2.199% due 8/01/25	1.000	3,683.33	3,683.33
8/2/2021 Interest Received	1,996.65	San Jose, CA 2.958% due 8/01/24	1.000	1,996.65	1,996.65
8/2/2021	6,625.00	Vista, CA	1.000	6,625.00	6,625.00

Interest Received		5.0% due 8/01/23			
8/3/2021 Interest Received	0.52	Federated Govt Oblig Fund 0.01% floating 7 day	1.000	0.52	0.52
8/3/2021 CD Sold	250,000.00	UBS Bank 3.15% due 5/30/23	1.046	261,500.00 86.30	11,586.30
8/9/2021 Interest Received	552.05	Allegiance Bank 2.6% due 2/07/23	1.000	552.05	552.05
8/11/2021 Bond Matured	200,000.00	PACCAR Financial 1.65% due 8/11/21	1.000	200,000.00 91.67	91.67
8/11/2021 CD Purchased	250,000.00	UBS Bank 0.95% due 8/11/26	1.000	250,000.00 -	
8/12/2021 Bond Purchase	250,000.00	UBS Bank 0.95% due 8/11/26	1.007	251,750.00 76.77	
8/16/2021 Interest Received	636.99	Mountain America FCU 3.0% due 3/27/23	1.000	636.99	636.99
8/16/2021 Interest Received	675.00	LISCRP 1.0% due 11/15/25	1.000	675.00	675.00
8/16/2021 Interest Received	3,578.75	Riverside County 2.863% due 2/15/26	1.000	3,578.75	3,578.75
8/17/2021 Interest Received	433.15	First Technology FCU 3.4% due 8/17/23	1.000	433.15	433.15
8/18/2021 Interest Received	3,550.00	State Street Corp 3.55% due 8/18/25	1.000	3,550.00	3,550.00
8/18/2021 Interest Received	414.04	Wells Fargo 1.95% due 10/18/24	1.000	414.04	414.04
8/18/2021 CD Purchased	250,000.00	Greenstate CU 0.95% due 8/18/26	1.000	250,000.00 -	
8/19/2021 Bond purchased	250,000.00	JP Morgan Chase 3.2% due 6/15/26	1.096	273,950.00 1,422.22	
8/19/2021 Interest Received	9,625.00	IBM Corp 3.45% due 2/29/26	1.000	9,625.00	9,625.00
8/20/2021 Transfer	40,185.13	From Bank of New York to Wells Fargo Checking	1.000	40,185.13	40,185.13

8/24/2021 Interest Received	1,140.55	Synchrony Bank 2.3% due 2/24/22	1.000	1,140.55	1,140.55
8/31/2021 Interest Received	498.97	UBS Bank 3.15% due 5/30/23	1.000	498.97	498.97

Local Agency Investment Fund

8/3/2021 Transfer	50,000.00	To Wells Fargo Checking from Local Agency Inv Fund	1.000	50,000.00	50,000.00
8/17/2021 Transfer	150,000.00	To Wells Fargo Checking from Local Agency Inv Fund	1.000	150,000.00	150,000.00
8/27/2021 Transfer	150,000.00	From Wells Fargo Checking to Local Agency Inv Fund	1.000	150,000.00	150,000.00
8/30/2021 Transfer	100,000.00	From Wells Fargo Checking to Local Agency Inv Fund	1.000	100,000.00	100,000.00