



Treasurer's Report October 12, 2021

TO: Honorable Mayor and Members of the Town Council
FROM: Roger Carroll, Treasurer/Finance Officer
DATE: October 5, 2021
RE: Monthly Treasurer's Report

Recommendation:

Receive and file.

Issue Statement and Discussion:

California Government Code and Town Municipal Code require monthly Treasurer's reports. The reports attached are as follows:

- Investment Policy Compliance Report - lists the types of investments allowable by the State and the Town and whether our investments comply.
- Quality Analysis Report - groups the investments by Moody Rating Group.
- Transaction Ledger Report – shows the purchases, sales, interest payments and redemptions during the report period.

Other Information

Compliance with Investment Policy:

The Town's portfolio is in compliance with our investment policy.

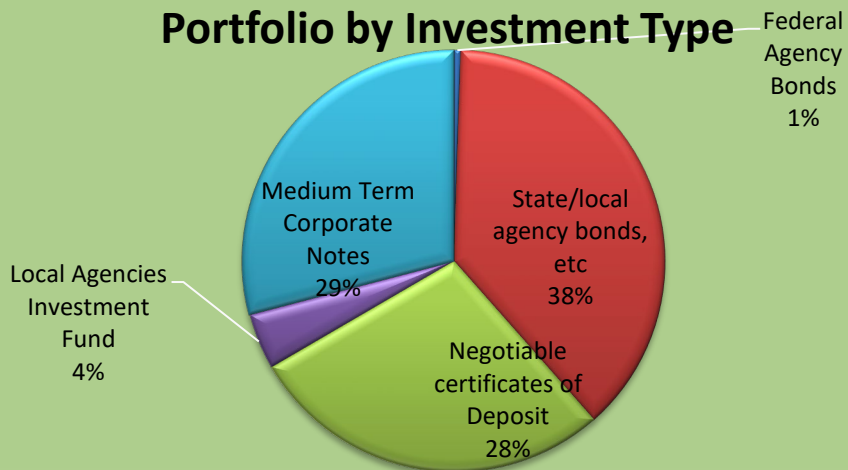
Other Information

Benchmarks as of September 30, 2021:

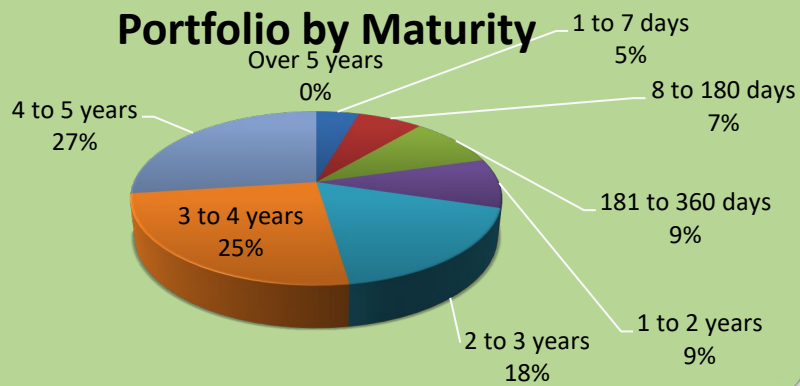
Federal Lending Rate:	0.000%
Two Year T-Bill Rate:	0.280%
LAIF daily Rate	0.210%

Town of Loomis Weighted Average Rate, excluding LAIF investments: 2.39%
Average Maturity is 2.75 years.

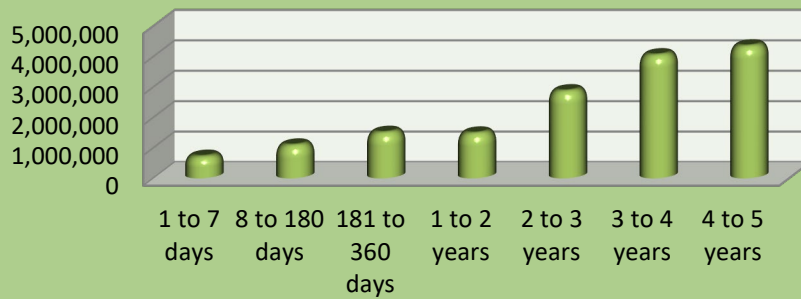
Portfolio by Investment Type



Portfolio by Maturity



Portfolio by Maturity



Strategy:

The Treasurer's current practice is:

- Just when the markets seemed to be settling into a stable position, the COVID Delta variant has created new havoc. The Federal Reserve Board is keeping the overnight target lending rate from 1.0% down to 0.0%. Forecasts show that short-term interest rates are likely to remain low for the foreseeable future. The LAIF rate is currently at 0.22%. Where possible and when prudent, we will liquidate investments to capture gains and purchase only higher rated investments.

CEQA Requirements

CEQA does not apply to financial reporting.

Financial and/or Policy Implications:

None.

Attachments:

- A. Investment Policy Compliance Report
- B. Quality Analysis Report
- C. Transaction Ledger Report

Town of Loomis
Investment Policy Compliance
with Government Code Standards, and the Town of Loomis Investment Plan Standards
As of September 30, 2021

Current Portfolio Balance: \$ 16,029,651

Ca Government Code Section 53601	Govt Code Maximum %	Loomis Maximum %	Loomis Actual %	Complies
Bonds issued by Loomis		5.00%		Yes
Federal Treasury notes, bonds, bills	100.00%	100.00%		Yes
State/local agency bonds, etc	100.00%	50.00%	37.92%	Yes
Local agency bonds, etc	100.00%	50.00%		Yes
Federal Agency Bonds	100.00%	100.00%	0.51%	Yes
Bankers Acceptances	40.00%	40.00%		Yes
Commercial Paper	30.00%	15.00%		Yes
Negotiable certificates of Deposit	30.00%	30.00%	28.10%	Yes
Repurchase Agreements	20.00%	20.00%		Yes
Reverse Repurchase Agreements	20.00%	20.00%		Yes
Local Agencies Investment Fund		100.00%	4.27%	Yes
Time Deposits	30.00%	25.00%	0.16%	Yes
Medium Term Corporate Notes	30.00%	30.00%	29.03%	Yes
Shares of Beneficial Interest	20.00%	0.00%		Yes
Mortgage pass through security bonds	20.00%	0.00%		Yes
Total			100.00%	

Target Share of Portfolio per Investment Policy			Actual %	Actual \$
Range	Not Less Than	Not More Than		
1 to 7 days	5%	70%	4%	710,745
8 to 180 days	0%	30%	7%	1,082,313
181 to 360 days	0%	30%	9%	1,499,177
1 to 2 years	0%	40%	9%	1,476,784
2 to 3 years		40%	18%	2,866,533
3 to 4 years		30%	25%	4,050,328
4 to 5 years		30%	27%	4,343,771
Over 5 years		0%	0%	
Total				16,029,651

Cusip	NAME	RATE	NEXT COUPON	MATURITY DATE	UNITS	PURCHASE PRICE	REMAINING DISCOUNT OR PREMIUM	BOOK VALUE	MARKET VALUE*	UNREALIZED MARKET GAIN/LOSS
MUNICIPAL BONDS										
072024WQ1	AA MD Bay Area CA Toll Auth	2.325%	10/1/2021	4/1/2025	100,000.00	104,958.00	3,683.00	103,683.00	105,119.00	1,436.00
13034PYN1	AA MD CA Housing Fin	2.875%	2/2/2022	2/1/2023	200,000.00	204,500.00	1,860.00	201,860.00	205,518.00	3,658.00
13048VNZ7	AA3 MD CA Muni Fin Auth	1.846%	12/1/2021	12/1/2024	250,000.00	251,000.00	-	250,000.00	257,712.50	7,712.50
20772JWZ1	A1 MD Connecticut GOB	2.700%	3/1/2022	9/1/2022	250,000.00	250,000.00	-	250,000.00	255,692.50	5,692.50
20772KAE9	A1 MD Connecticut GOB	2.990%	1/15/2022	1/15/2023	100,000.00	98,132.00	(398.00)	99,602.00	103,383.00	3,781.00
22973PAE1	AA MD Cudahy Comm Dev	3.474%	10/1/2021	10/1/2023	250,000.00	262,500.00	6,060.00	256,060.00	259,125.00	3,065.00
255651KZ1	AA MD Dixon CA USD	0.953%	2/1/2022	8/1/2025	240,000.00	243,748.80	3,188.00	243,188.00	237,132.00	(6,056.00)
34439TBC9	A+ DY Folsom, CA	2.250%	2/1/2022	8/1/2022	200,000.00	196,000.00	(900.00)	199,100.00	203,272.00	4,172.00
419791YR3	AA+ MD Hawaii Rev	5.100%	2/1/2022	2/1/2024	105,000.00	117,813.15	6,948.00	111,948.00	115,950.45	4,002.45
420507CL7	AA MD Hawthorne, CA	3.150%	2/1/2022	8/1/2024	300,000.00	319,500.00	12,955.00	312,955.00	312,780.00	(175.00)
428061ED3	AA MD Hesperia USD	1.474%	2/1/2022	2/1/2025	300,000.00	300,600.00	4,432.00	304,432.00	303,600.00	(832.00)
45656RCC3	A1 DY Industry, CA	3.500%	1/1/2022	1/1/2025	250,000.00	269,235.00	12,535.00	262,535.00	268,187.50	5,652.50
45656RDW9	A1 DY Industry, CA	3.000%	1/1/2022	1/1/2023	150,000.00	147,637.00	(643.00)	149,357.00	154,270.50	4,913.50
53820AAD6	AA HS Livermore Park & Rec	1.005%	2/12/2022	2/1/2025	250,000.00	251,750.00	1,660.00	251,660.00	249,590.00	(2,070.00)
607802BZ7	AA MD Modesto CA WasteW	0.835%	11/1/2021	11/1/2024	250,000.00	251,810.00	1,370.00	251,370.00	250,695.00	(675.00)
624409BU1	AA MD Mountain View SD	2.340%	2/1/2022	8/1/2023	95,000.00	95,700.15	295.00	95,295.00	97,899.40	2,604.40
657382AB3	A2 MD N Augusta SC	2.811%	11/1/2021	11/1/2021	250,000.00	253,257.50	77.00	250,077.00	250,465.00	388.00
73208PBF7	AA- MD Pomona CA	4.000%	2/1/2022	8/1/2025	250,000.00	253,257.50	25,797.00	275,797.00	273,497.50	(2,299.50)
738855K38	AA+ MD Poway CA USD	1.092%	3/1/2022	9/1/2025	250,000.00	253,055.00	2,743.00	252,743.00	247,045.00	(5,698.00)
76913CBA6	A2 MD Riverside Cnty CA	2.863%	2/15/2022	2/15/2026	250,000.00	268,702.50	17,697.00	267,697.00	266,430.00	(1,267.00)
797272Q07	AAA MD San Diego CCD	2.199%	2/1/2022	8/1/2025	335,000.00	359,006.10	20,046.00	355,046.00	352,178.00	(2,867.00)
79771FAF4	AA2 MD San Fran City/Cnty PUC	0.843%	11/1/2021	11/1/2025	100,000.00	100,185.00	-	100,000.00	99,127.00	(873.00)
798170AG1	AA MD San Jose Red	2.958%	2/1/2022	8/1/2024	135,000.00	139,430.70	2,480.00	137,480.00	143,820.90	6,340.90
79876CBU1	AA- MD San Marcos Red	2.750%	10/1/2022	10/1/2024	100,000.00	102,977.00	1,833.00	101,833.00	105,563.00	3,730.00
80218YAH8	A+ MD Santa Fe Springs Dev	2.250%	3/1/2022	9/1/2024	200,000.00	201,794.00	1,090.00	201,090.00	204,412.00	3,322.00
84247PHZ7	AA- MD So Cal Public Power Auth	3.608%	1/1/2022	7/1/2024	250,000.00	272,325.00	14,675.00	264,675.00	269,422.50	4,747.50
913366HY9	AA3 MD UC Regents	2.259%	11/15/2021	5/15/2024	250,000.00	254,277.50	2,357.00	252,357.00	259,425.00	7,068.00
928346NB7	AA2 HS Vista CA	5.000%	2/1/2022	8/1/2023	265,000.00	287,631.00	12,371.00	277,371.00	275,682.15	(1,688.85)
Sub-Total Municipal Bonds					5,925,000.00	6,110,782.90	154,211.00	6,079,211.00	6,126,995.70	47,784.70
CORPORATE SECURITIES										
023135BN5	AA- MD Amazon.com	5.200%	12/3/2021	12/3/2025	250,000.00	299,915.00	43,860.00	293,860.00	290,570.00	(3,290.00)
05565QDL9	A1 MD BP Cap PLC	3.224%	10/14/2021	4/14/2024	350,000.00	376,250.00	18,060.00	368,060.00	369,943.00	1,883.00
06051GFB0	A2 MD Bank of America	4.125%	1/22/2022	1/22/2024	250,000.00	266,250.00	7,570.00	257,570.00	270,215.00	12,645.00
06406RAQ0	AA MD Bank of NY Mellon	0.750%	1/28/2022	1/28/2026	250,000.00	251,500.00	1,164.00	251,164.00	246,557.50	(4,606.50)
072863AG8	AA- MD Baylor Scott & White	0.827%	11/15/2021	11/15/2025	300,000.00	302,400.00	2,200.00	302,200.00	292,875.00	(9,325.00)
10373QAY6	A1 MD BP Cap	3.224%	10/14/2021	4/14/2024	150,000.00	158,088.00	4,338.00	154,338.00	159,105.00	4,767.00
14913R2K2	A2 MD Caterpillar Financial	0.900%	3/2/2022	3/2/2026	250,000.00	247,500.00	(2,290.00)	247,710.00	247,915.00	205.00
166764BD1	AA2 MD Chevron Corp	3.326%	1/17/2022	1/17/2025	250,000.00	274,817.50	22,206.00	272,206.00	271,480.00	(726.00)
30231GBH4	AA1 MD Exxon Mobil Corp	2.992%	3/19/2022	3/19/2025	250,000.00	276,950.00	20,160.00	270,160.00	266,617.50	(3,542.50)
459200JG7	A2 MD IBM Corp	3.450%	2/19/2022	2/19/2026	500,000.00	529,375.00	49,375.00	549,375.00	546,950.00	(2,425.00)
46625HRS1	A2 MD JP Morgan Chase	3.200%	12/15/2021	6/15/2026	250,000.00	273,950.00	23,120.00	273,120.00	269,945.00	(3,175.00)
53961LAA7	AA- MD LISC RP	1.000%	11/15/2021	11/15/2025	270,000.00	270,000.00	-	270,000.00	263,093.40	(6,906.60)
857477AT0	A1 MD State Street Corp	3.550%	2/18/2022	8/18/2025	200,000.00	221,700.00	19,270.00	219,270.00	219,306.00	36.00
87612EBE5	A2 HS Target Corp	2.500%	10/15/2021	4/15/2026	250,000.00	268,175.00	16,345.00	266,345.00	266,745.00	400.00
89236TGX7	A1 MD Toyota Motor Credit	3.000%	10/1/2021	4/1/2025	200,000.00	215,900.00	13,890.00	213,890.00	213,160.00	(730.00)
89788JAA7	A2 MD Truist Bank	1.500%	3/10/2022	3/10/2025	175,000.00	170,870.00	(2,800.00)	172,200.00	178,101.00	5,901.00
92826CAD4	AA3 HS Visa Inc.	3.150%	12/14/2021	12/14/2025	250,000.00	275,000.00	22,300.00	272,300.00	270,995.00	(1,305.00)
Sub-Total Corporate Securities					4,395,000.00	4,428,640.50	258,768.00	4,653,768.00	4,643,573.40	(10,194.60)
NEGOTIABLE CERTIFICATES OF DEPOSIT										
01748DBA3	CD MD Allegiance Bank	2.600%	10/7/2021	2/7/2023	250,000.00	250,000.00	-	250,000.00	257,930.80	7,930.80
02587CEM8	CD MD Amex FSB	2.350%	11/3/2021	5/3/2022	250,000.00	250,000.00	-	250,000.00	253,241.03	3,241.03
02587DN38	CD MD Amex Centurion	2.450%	10/5/2021	4/5/2022	250,000.00	250,000.00	-	250,000.00	252,971.34	2,971.34
140420Y95	CD MD Capital One Bank	2.300%	3/8/2022	3/8/2022	250,000.00	250,000.00	-	250,000.00	252,383.30	2,383.30
14042RDS7	CD DY Capital One Bank McClean	1.750%	10/26/2021	10/26/2021	100,000.00	100,000.00	-	100,000.00	100,121.28	121.28
17312Q3K3	CD MD Citibank	2.900%	3/20/2022	3/20/2024	200,000.00	200,000.00	-	200,000.00	211,915.78	11,915.78
20033AUB0	CD MD Comenity Cap Bank	2.350%	10/31/2021	5/31/2022	250,000.00	250,000.00	-	250,000.00	253,608.37	3,608.37
254672Y36	CD MD Discover Bank	2.250%	12/29/2021	12/29/2021	150,000.00	150,000.00	-	150,000.00	150,809.62	809.62
29976D2N9	CD DY Everbank	2.250%	3/29/2022	3/29/2022	200,000.00	199,900.00	-	200,000.00	202,108.51	2,108.51
33715LCB4	CD MD First Tech CU	3.400%	10/17/2021	8/17/2023	150,000.00	156,864.00	3,299.00	153,299.00	158,646.53	5,347.53
38149MXK4	CD MD Goldman Sachs Bank	1.000%	2/28/2022	7/28/2026	250,000.00	250,000.00	-	250,000.00	249,593.80	(406.20)
39573LBV9	CD MD Greenstate CU	0.950%	10/18/2021	8/18/2026	250,000.00	250,000.00	-	250,000.00	248,805.95	(1,194.05)
499724AG7	CD MD Knoxville TVA CU	3.400%	10/28/2021	12/28/2023	150,000.00	150,000.00	-	150,000.00	160,066.31	10,066.31
61747MG54	CD MD Morgan Stanley Bnk	2.500%	1/18/2022	1/18/2022	250,000.00	250,000.00	-	250,000.00	251,832.38	1,832.38
61760AD71	CD MD Morgan Stanley Bnk	2.600%	11/30/2021	5/30/2024	200,000.00	200,000.00	-	200,000.00	210,861.48	10,861.48
62384RAF3	CD MD Mountain America	3.000%	10/15/2021	3/27/2023	250,000.00	250,000.00	-	250,000.00	260,156.95	10,156.95
795450Y66	CD MD Sallie Mae Bank	1.000%	2/8/2022	7/8/2026	250,000.00	250,000.00	-	250,000.00	249,598.13	(401.87)
856285VY4	CD MD State Bnk India NY	0.950%	12/10/2021	6/10/2026	250,000.00	250,000.00	-	250,000.00	249,198.79	(801.21)
87165HQS2	CD DY Synchrony Bank	2.300%	2/24/2022	2/24/2022	100,000.00	100,000.00	-	100,000.00	100,889.61	889.61
90348JR93	CD MD UBS Bank	0.950%	10/11/2021	8/11/2026	250,000.00	250,000.00	-	250,000.00	248,810.52	(1,189.48)
949763M78	CD MD Wells Fargo	1.950%	10/18/2021	10/18/2024	250,000.00	250,675.00	315.00	250,315.00	259,852.16	9,537.16
Sub-Total Negotiable Certificates of Deposit					4,500,000.00	4,507,439.00	3,614.00	4,503,614.00	4,583,402.64	79,788.64
Total Investments					14,820,000.00	15,046,862.40	416,593.00	15,236,593.00	15,353,971.74	117,378.74
Accrued Interest on investments					82,313.33			82,313.33	82,313.33	
Balance on account with LAIF					684,587.38			684,587.38	684,587.38	
Balance on account with Money market					26,157.44			26,157.44	26,157.44	
Total Portfolio					15,613,058.15			16,029,651.15	16,147,029.89	

**Town of Looms
Transaction Ledger
9/01/21 to 9/30/21**

<u>Trans Date</u>	<u>Quantity</u>	<u>Description</u>	<u>Price</u>	<u>Amount Int Purch/Sold</u>	<u>Premium/Gain (Discount)/(Loss)</u>
9/1/2021 Interest Received	1,365.00	Poway CA 1.092% due 9/01/25	1.000	1,365.00	1,365.00
9/1/2021 Interest Received	2,250.00	Santa Fe Springs CA 2.25% due 9/01/24	1.000	2,250.00	2,250.00
9/1/2021 Interest Received	433.15	Knoxville TVA CU 3.4% due 12/28/23	1.000	433.15	433.15
9/1/2021 Interest Received	3,375.00	Connecticut 2.7% due 9/01/22	1.000	3,375.00	3,375.00
9/1/2021 Interest Received	91.10	Greenstate CU 0.95% due 8/18/26	1.000	91.10	91.10
9/2/2021 Interest Received	1,131.25	Caterpillar 0.9% due 3/02/26	1.000	1,131.25	1,131.25
9/2/2021 Interest Received	8.14	Federated Govt Oblig Fund 0.01% floating 7 day	1.000	8.14	8.14
9/7/2021 Interest Received	552.05	Allegiance Bank 2.6% due 2/07/23	1.000	552.05	552.05
9/8/2021 Interest Received	2,898.63	Capital One Bank 2.3% due 3/08/22	1.000	2,898.63	2,898.63
9/10/2021 Interest Received	1,312.50	Truist Bank 1.5% due 3/10/25	1.000	1,312.50	1,312.50
9/13/2021 Interest Received	201.71	UBS Bank 0.95% due 8/11/26	1.000	201.71 -	
9/15/2021 Interest Received	636.99	Mountain America FCU 3.0% due 3/27/23	1.000	636.99	636.99
9/17/2021 Interest Received	433.15	First Technology FCU 3.4% due 8/17/23	1.000	433.15	433.15
9/20/2021 Interest Received	2,923.84	Citibank 2.9% due 3/20/24	1.000	2,923.84	2,923.84
9/20/2021	414.04	Wells Fargo	1.000	414.04	414.04

Interest Received		1.95% due 10/18/24			
9/20/2021	3,740.00	Exxon Mobil	1.000	3,740.00	3,740.00
Interest Received		2.992% due 3/19/25			
9/29/2021	2,268.49	Everbank	1.000	2,268.49	2,268.49
Interest Received		2.25% due 3/29/22			
9/30/2021	482.88	Commenity Cap Bank	1.000	482.88	482.88
Interest Received		2.35% due 5/31/22			
Local Agency Investment Fund					
9/22/2021	50,000.00	To Wells Fargo Checking	1.000	50,000.00	50,000.00
Transfer		from Local Agency Inv Fund			