



Treasurer's Report January 11, 2022

TO: Honorable Mayor and Members of the Town Council
FROM: Roger Carroll, Treasurer/Finance Officer
DATE: January 4, 2022
RE: Monthly Treasurer's Report

Recommendation:

Receive and file.

Issue Statement and Discussion:

California Government Code and Town Municipal Code require monthly Treasurer's reports. The reports attached are as follows:

- Investment Policy Compliance Report - lists the types of investments allowable by the State and the Town and whether our investments comply.
- Quality Analysis Report - groups the investments by Moody Rating Group.
- Transaction Ledger Report – shows the purchases, sales, interest payments and redemptions during the report period.

Other Information

Compliance with Investment Policy:

The Town's portfolio is in compliance with our investment policy.

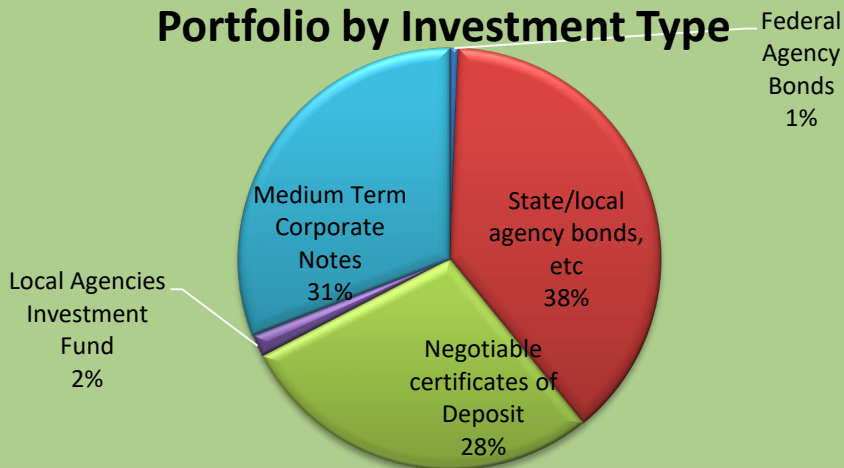
Other Information

Benchmarks as of December 31, 2021:

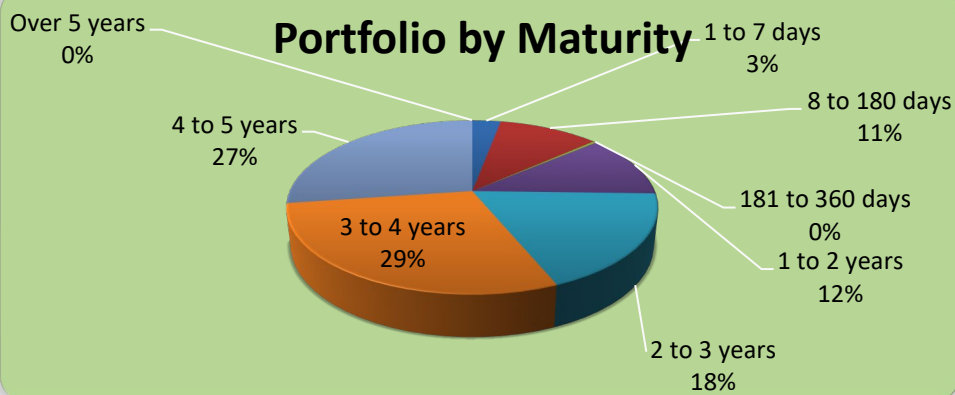
Federal Lending Rate:	0.000%
Two Year T-Bill Rate:	0.730%
LAIF daily Rate	0.220%

Town of Loomis Weighted Average Rate, excluding LAIF investments: 2.38%
Average Maturity is 2.86 years.

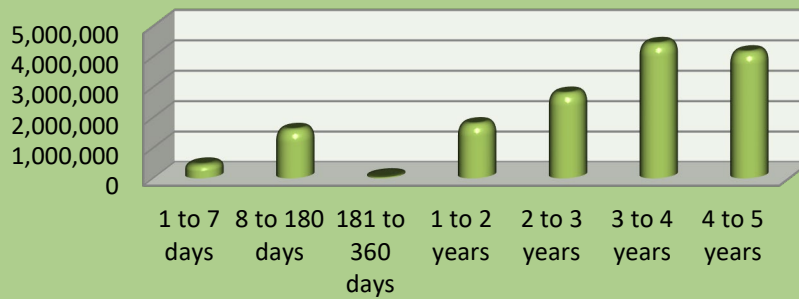
Portfolio by Investment Type



Portfolio by Maturity



Portfolio by Maturity



Strategy:

The Treasurer's current practice is:

- Just when the markets seemed to be settling into a stable position, COVID variants create rate volatility. The Federal Reserve Board is keeping the overnight target lending rate at 0.0% but accelerating some of the tools they use to control inflation. The LAIF rate is currently at 0.22%. Where possible and when prudent, we will liquidate investments to capture gains and purchase only higher rated investments.

CEQA Requirements

CEQA does not apply to financial reporting.

Financial and/or Policy Implications:

None.

Attachments:

- A. Investment Policy Compliance Report
- B. Quality Analysis Report
- C. Transaction Ledger Report

Town of Loomis
Investment Policy Compliance
with Government Code Standards, and the Town of Loomis Investment Plan Standards
As of December 31, 2021

Current Portfolio Balance: \$ 15,229,335

Ca Government Code Section 53601	Govt Code Maximum %	Loomis Maximum %	Loomis Actual %	Complies
Bonds issued by Loomis		5.00%		Yes
Federal Treasury notes, bonds, bills	100.00%	100.00%		Yes
State/local agency bonds, etc	100.00%	50.00%	38.01%	Yes
Local agency bonds, etc	100.00%	50.00%		Yes
Federal Agency Bonds	100.00%	100.00%	0.62%	Yes
Bankers Acceptances	40.00%	40.00%		Yes
Commercial Paper	30.00%	15.00%		Yes
Negotiable certificates of Deposit	30.00%	30.00%	27.93%	Yes
Repurchase Agreements	20.00%	20.00%		Yes
Reverse Repurchase Agreements	20.00%	20.00%		Yes
Local Agencies Investment Fund		100.00%	1.71%	Yes
Time Deposits	30.00%	25.00%	1.25%	Yes
Medium Term Corporate Notes	30.00%	30.00%	30.49%	Yes
Shares of Beneficial Interest	20.00%	0.00%		Yes
Mortgage pass through security bonds	20.00%	0.00%		Yes
Total			100.00%	

Target Share of Portfolio per Investment Policy			Actual %	Actual \$
Range	Not Less Than	Not More Than		
1 to 7 days	5%	70%	3%	450,512
8 to 180 days	0%	30%	10%	1,594,057
181 to 360 days	0%	30%	0%	50,000
1 to 2 years	0%	40%	12%	1,780,212
2 to 3 years		40%	18%	2,786,511
3 to 4 years		30%	29%	4,421,235
4 to 5 years		30%	27%	4,146,808
Over 5 years		0%	0%	
Total				15,229,335

CUSIP		NAME	RATE	GL ACT	SETTLEMENT DATE	NEXT COUPON	MATURITY DATE	UNITS	PURCHASE PRICE	REMAINING DISCOUNT OR PREMIUM	BOOK VALUE	MARKET VALUE	UNREALIZED MARKET GAIN/LOSS
MUNICIPAL BONDS													
072024WQ1	1X AA MD	Bay Area CA Toll Auth	2.325%	10634	6/25/2020	4/1/2022	4/1/2025	100,000.00	104,958.00	3,428.00	103,428.00	103,249.00	(179.00)
13034PYN1	1X AA MD	CA Housing Fin	2.875%	10661	9/27/2019	2/2/2022	2/1/2023	200,000.00	204,500.00	1,530.00	201,530.00	203,870.00	2,340.00
13048VNZ7	1X AA3 MD	CA Muni Fin Auth	1.846%	10667	3/20/2020	12/1/2021	12/1/2024	250,000.00	251,000.00	-	250,000.00	254,425.00	4,425.00
22973PAE1	1X AA MD	Cudahy Comm Dev	3.474%	10658	6/7/2019	4/1/2022	10/1/2023	250,000.00	262,500.00	5,370.00	255,370.00	256,435.00	1,065.00
255651KZ1	1X AA MD	Dixon CA USD	0.953%	10674	2/4/2021	2/1/2022	8/1/2025	240,000.00	243,748.80	2,978.00	242,978.00	234,578.40	(8,399.60)
419791YR3	1X AA+ MD	Hawaii Rev	5.100%	10663	11/20/2019	2/1/2022	2/1/2024	105,000.00	117,813.15	6,183.00	111,183.00	114,009.00	2,826.00
420507CL7	1X AA MD	Hawthorne, CA	3.150%	10669	5/18/2020	2/1/2022	8/1/2024	300,000.00	319,500.00	11,800.00	311,800.00	308,745.00	(3,055.00)
428061ED3	1X AA MD	Hesperia USD	1.474%	10670	7/30/2020	2/1/2022	2/1/2025	300,000.00	300,600.00	4,096.00	304,096.00	300,414.00	(3,682.00)
45656RCQ3	1X A1 DY	Industry, CA	3.500%	10654	2/7/2020	1/1/2022	1/1/2025	250,000.00	269,235.00	11,530.00	261,530.00	265,847.50	4,317.50
45656RDW9	1X A1 DY	Industry, CA	3.000%	10655	3/1/2018	1/1/2022	1/1/2023	150,000.00	147,637.00	(523.00)	149,477.00	153,405.00	3,928.00
53820AAD6	1X AA HS	Livermore Park & Rec	1.005%	10678	8/12/2021	2/12/2022	2/1/2025	250,000.00	251,750.00	1,525.00	251,525.00	247,425.00	(4,100.00)
607802BZ7	1X AA MD	Modesto CA WasteW	0.835%	10672	11/10/2020	5/1/2022	11/1/2024	250,000.00	251,810.00	1,250.00	251,250.00	248,040.00	(3,210.00)
624409BU1	1X AA MD	Mountain View SD	2.340%	10659	7/2/2019	2/1/2022	8/1/2023	95,000.00	95,700.15	250.00	95,250.00	96,975.00	1,725.00
73208PBF7	1X AA- MD	Pomona CA	4.000%	10671	10/29/2020	2/1/2022	8/1/2025	250,000.00	253,257.50	24,147.00	274,147.00	268,907.50	(5,239.50)
738850SZ0	1X AA+ MD	Poway CA USD	2.309%	10679	10/28/2021	2/1/2026	8/1/2026	500,000.00	521,970.00	21,180.00	521,180.00	514,055.00	(7,125.00)
738855K38	1X AA+ MD	Poway CA USD	1.092%	10675	5/28/2021	3/1/2022	9/1/2025	250,000.00	253,055.00	2,509.00	252,509.00	244,372.50	(8,136.50)
76913CBA6	1X A2 MD	Riverside Cnty CA	2.863%	10677	6/25/2021	2/15/2022	2/15/2026	250,000.00	268,702.50	16,692.00	266,692.00	261,827.50	(4,864.50)
797272Q07	1x AAA MD	San Diego CCD	2.199%	10673	1/13/2021	2/1/2022	8/1/2025	335,000.00	359,006.10	18,726.00	353,726.00	347,683.10	(6,042.90)
79771FAF4	1x AA2 MD	San Fran City/Cnty PUC	0.843%	10676	6/8/2021	5/1/2022	11/1/2025	100,000.00	100,185.00	-	100,000.00	98,023.00	(1,977.00)
798170AG1	1x AA MD	San Jose Red	2.958%	10660	8/1/2019	2/1/2022	8/1/2024	135,000.00	139,430.70	2,255.00	137,255.00	140,674.00	3,419.00
79876CBU1	1x AA- MD	San Marcos Red	2.750%	10664	11/27/2019	4/1/2022	10/1/2024	100,000.00	102,977.00	1,677.00	101,677.00	104,085.00	2,408.00
80218YAH8	1x A+ MD	Santa Fe Springs Dev	2.250%	10665	12/4/2019	3/1/2022	9/1/2024	200,000.00	201,794.00	994.00	200,994.00	202,054.00	1,060.00
84247PHZ7	1x AA- MD	So Cal Public Power Auth	3.608%	10668	4/27/2020	1/1/2022	7/1/2024	250,000.00	272,325.00	13,325.00	263,325.00	265,222.50	1,897.50
913366HY9	1x AA3 MD	UC Regents	2.259%	10662	10/3/2019	5/15/2022	5/15/2024	250,000.00	254,277.50	2,117.00	252,117.00	256,255.00	4,138.00
928346NB7	1X AA2 HS	Vista CA	5.000%	10666	3/17/2020	2/1/2022	8/1/2023	265,000.00	287,631.00	10,751.00	275,551.00	272,414.70	(3,336.30)
Sub-Total Municipal Bonds								5,625,000.00	5,835,363.40	163,790.00	5,788,790.00	5,762,991.80	(25,798.20)
CORPORATE SECURITIES													
002824BF6	n/a A2 MD	Abott Labs	3.750%	10768	10/28/2021	5/30/2022	11/30/2026	250,000.00	278,500.00	27,550.00	277,550.00	276,415.00	(1,135.00)
023135BN5	n/a AA- MD	Amazon.com	5.200%	10758	2/26/2021	12/3/2021	12/3/2025	250,000.00	299,915.00	41,265.00	291,265.00	284,587.50	(6,677.50)
06051GFB0	n/a A2 MD	Bank of America	4.125%	10749	6/11/2019	1/22/2022	1/22/2024	250,000.00	266,250.00	6,640.00	256,640.00	265,655.00	9,015.00
06406RAQ0	n/a AA MD	Bank of NY Mellon	0.750%	10756	2/8/2021	1/28/2022	1/28/2026	250,000.00	251,500.00	1,038.00	251,038.00	242,945.00	(8,093.00)
072863AG8	n/a AA- MD	Baylor Scott & White	0.827%	10757	2/8/2021	5/15/2022	11/15/2025	300,000.00	302,400.00	2,125.00	302,125.00	291,303.00	(10,822.00)
14913R2K2	n/a A2 MD	Caterpillar Financial	0.900%	10762	3/22/2021	3/2/2022	3/2/2026	250,000.00	247,500.00	(2,185.00)	247,815.00	244,185.00	(3,630.00)
166764BD1	n/a AA2 MD	Chevron Corp	3.326%	10765	4/9/2021	1/17/2022	1/17/2025	250,000.00	274,817.50	20,901.00	270,910.00	266,910.00	(3,991.00)
26442CAS3	n/a AA3 MD	Duke Energy	2.950%	10767	10/28/2021	12/1/2021	12/1/2026	250,000.00	268,125.00	17,515.00	267,515.00	263,795.00	(3,720.00)
30231GBH4	n/a AA1 MD	Exxon Mobil Corp	2.992%	10754	8/3/2020	3/19/2022	3/19/2025	250,000.00	276,950.00	18,705.00	268,705.00	262,832.50	(5,872.50)
46625HRS1	n/a A2 MD	JP Morgan Chase	3.200%	10766	8/19/2021	12/15/2021	6/15/2026	250,000.00	271,875.00	21,875.00	271,875.00	265,242.50	(6,632.50)
53961LAA7	n/a AA- MD	LISCRP	1.000%	10755	11/27/2020	5/15/2022	11/15/2025	270,000.00	270,000.00	-	270,000.00	260,860.50	(9,139.50)
808513AM7	n/a A2 MD	Charles Schwab	3.450%	10769	12/23/2021	2/13/2022	2/13/2026	250,000.00	270,212.50	20,212.50	270,212.50	268,375.00	(1,837.50)
857477AT0	n/a A1 MD	State Street Corp	3.550%	10761	3/22/2021	2/18/2022	8/18/2025	200,000.00	221,700.00	18,055.00	218,055.00	215,554.00	(2,501.00)
87612EBE5	n/a A2 HS	Target Corp	2.500%	10763	4/9/2021	4/15/2022	4/15/2026	250,000.00	268,175.00	15,430.00	265,430.00	261,775.00	(3,655.00)
89236TGX7	n/a A1 MD	Toyota Motor Credit	3.000%	10760	3/22/2021	4/1/2022	4/1/2025	200,000.00	215,900.00	12,885.00	212,885.00	209,908.00	(2,977.00)
89788JAA7	n/a A2 MD	Truist Bank	1.500%	10752	3/17/2020	3/10/2022	3/10/2025	175,000.00	170,870.00	(2,590.00)	172,410.00	176,079.75	3,669.75
904764AU1	n/a A1 MD	Unilever Capital	2.000%	10770	12/23/2021	1/28/2022	7/28/2026	250,000.00	257,500.00	7,500.00	257,500.00	255,757.50	(1,742.50)
92826CAD4	n/a AA3 HS	Visa Inc.	3.150%	10764	4/9/2021	12/14/2021	12/14/2025	250,000.00	275,000.00	20,950.00	270,950.00	266,580.00	(4,370.00)
Sub-Total Corporate Securities								4,395,000.00	4,689,265.00	247,871.50	4,642,871.50	4,578,760.25	(64,111.25)
NEGOTIABLE CERTIFICATES OF DEPOSIT													
01748DBA3	n/a CD MD	Alliance Bank	2.600%	10860	2/7/2018	1/7/2022	2/7/2023	250,000.00	250,000.00	-	250,000.00	255,540.34	5,540.34
02587CEM8	n/a CD MD	Amex FSB	2.350%	10839	5/3/2017	5/3/2022	5/3/2022	250,000.00	250,000.00	-	250,000.00	251,765.53	1,765.53
02587DN38	n/a CD MD	Amex Centurion	2.450%	10837	4/5/2017	4/5/2022	4/5/2022	250,000.00	250,000.00	-	250,000.00	251,456.13	1,456.13
140420Y95	n/a CD MD	Capital One Bank	2.300%	10835	3/8/2017	3/8/2022	3/8/2022	250,000.00	250,000.00	-	250,000.00	250,985.45	985.45
17312Q3K3	n/a CD MD	Citibank	2.900%	10865	3/20/2019	3/20/2022	3/20/2024	200,000.00	200,000.00	-	200,000.00	208,531.24	8,531.24
20033AUB0	n/a CD MD	Comenity Cap Bank	2.350%	10840	5/31/2017	1/31/2022	5/31/2022	250,000.00	250,000.00	-	250,000.00	252,148.03	2,148.03
29976D2N9	n/a CD DY	Everbank	2.250%	10838	4/21/2017	3/29/2022	3/29/2022	200,000.00	199,900.00	-	200,000.00	201,011.04	1,011.04
33715LCB4	n/a CD MD	First Tech CU	3.400%	10869	10/31/2019	1/17/2022	8/17/2023	150,000.00	156,864.00	2,834.00	152,834.00	156,413.14	3,579.14
38149MXX4	n/a CD MD	Goldman Sachs Bank	1.000%	10872	7/28/2021	2/28/2022	7/28/2026	250,000.00	250,000.00	-	250,000.00	246,288.25	(3,711.75)
39573LBV9	n/a CD MD	Greenstate CU	0.950%	10874	8/18/2021	1/18/2022	8/18/2026	250,000.00	250,000.00	-	250,000.00	245,586.27	(4,413.73)
499724AG7	n/a CD MD	Knoxville TVA CU	3.400%	10864	12/28/2018	1/28/2022	12/28/2023	150,000.00	150,000.00	-	150,000.00	157,470.88	7,470.88
61747MG54	n/a CD MD	Morgan Stanley Bnk	2.500%	10859	1/18/2018	1/18/2022	1/18/2022	250,000.00	250,000.00	-	250,000.00	250,299.84	299.84
61760AD71	n/a CD MD	Morgan Stanley Bnk	2.600%	10866	5/30/2019	5/30/2022	5/30/2024	200,000.00	200,000.00	-	200,000.00	207,636.48	7,636.48
62384RAF3	n/a CD MD	Mountain America	3.000%	10861	3/27/2018	1/15/2022	3/27/2023	250,000.00	250,000.00	-	250,000.00	257,350.33	7,350.33
7954506Y6	n/a CD MD	Sallie Mae Bank	1.000%	10871	7/8/2021	2/8/2022	7/8/2026	250,000.00	250,000.00	-	250,000.00	246,332.23	(3,667.77)
856285Y4	n/a CD MD	State Bnk India NY	0.950%	10870	6/10/2021	12/10/2021	6/10/2026	250,000.00	250,000.00	-	250,000.00	245,911.99	(4,088.01)
87165HQS2	n/a CD DY	Synchrony Bank	2.300%	10827	2/24/2017	2/24/2022	2/24/2022	100,000.00	100,000.00	-	100,000.00	100,335.93	335

Town of Looms
Transaction Ledger
12/01/21 to 12/31/21

<u>Trans Date</u>	<u>Quantity</u>	<u>Description</u>	<u>Price</u>	<u>Amount</u> <u>Int Purch/Sold</u>	<u>Premium/Gain</u> <u>(Discount)/(Loss)</u>
12/1/2021 Interest Received	2,307.50	Cal Muni Finance 1.846% due 12/01/24	1.000	2,307.50	2,307.50
12/1/2021 Interest Received	3,687.50	Duke Energy 2.95% due 12/01/26	1.000	3,687.50	3,687.50
12/1/2021 Interest Received	195.21	Greensate CU 0.95% due 8/18/26	1.000	195.21	195.21
12/1/2021 Interest Received	419.18	Knoxville TVA CU 3.4% due 12/28/23	1.000	419.18	419.18
12/1/2021 Interest Received	1,190.75	State Bank of India 0.95% due 6/01/26	1.000	1,190.75	1,190.75
12/1/2021 Interest Received	2.22	Federated Govt Oblig Fund 0.01% floating 7 day	1.000	2.22	2.22
12/7/2021 Interest Received	534.25	Allegiance Bank 2.6% due 2/07/23	1.000	534.25	534.25
12/13/2021 Interest Received	195.21	UBS Bank 0.95% due 8/11/26	1.000	195.21 -	195.21
12/14/2021 Interest Received	3,937.50	Visa, Inc 1.15% due 12/14/25	1.000	3,937.50 -	3,937.50
12/15/2021 Interest Received	4,000.00	JP Morgan Chase 3.2% due 06/15/26	1.000	4,000.00 -	4,000.00
12/15/2021 Interest Received	616.44	Mountain America FCU 3.0% due 3/27/23	1.000	616.44	616.44
12/17/2021 Interest Received	419.18	First Technology FCU 3.4% due 8/17/23	1.000	419.18	419.18
12/20/2021 Interest Received	400.68	Wells Fargo 1.95% due 10/18/24	1.000	400.68	400.68
12/23/2021 Bond purchased	250,000.00	Charles Schwab 3.45% due 2/13/26	1.081	270,212.50 3,114.58	270,212.50
12/23/2021	250,000.00	Unilever Capital	1.030	257,500.00	257,500.00

Bond purchased		2.0% due 7/28/26		2,013.89	
12/23/2021	350,000.00	BP Capital	1.051	367,724.00	19,886.77
Bond called		3.224% due 4/14/24		2,162.77	
12/23/2021	150,000.00	BP Capital	1.051	157,596.00	8,522.90
Bond called		3.224% due 4/14/24		926.90	
12/29/2021	150,000.00	Discover Bank	1.051	157,596.00	9,288.12
CD matured		2.25% due 12/29/21		1,692.12	
12/31/2021	498.97	Commenity Cap Bank	1.000	498.97	498.97
Interest Received		2.35% due 5/31/22			
Local Agency Investment Fund					
12/22/2021	25,000.00	To Wells Fargo Checking	1.000	25,000.00	25,000.00
Transfer		from Local Agency Inv Fund			