



Staff Report March 8, 2022

TO: Honorable Mayor and Members of the Town Council
FROM: Roger Carroll, Finance Director
DATE: February 25, 2022
RE: Monthly Statement of Activity

Recommendation

Receive and file.

Issue Statement and Discussion

Each month, as soon after the previous month end as possible, the Finance Director reconciles the bank accounts and produces the monthly Statement of Activity. Because the reports are produced on or near the first day of the subsequent month, they are essentially on a cash basis – no adjustments have been made to record revenues or expenses that have not yet been received or paid, but which relate the reporting month.

Here is a description of what each page reports:

Page 1: This page shows a traditional set of financial statements for the General Fund, only. The first section shows our assets, or what we “own.” The greatest portion of this is cash and investments. The second section shows liabilities (what we “owe”) and Net Position, also known as fund balance or equity. The third and fourth sections show the revenues and expenditures and the increase or (decrease) in Net Position.

Page 2: This report summarizes the revenues and expenses of all funds, with similar funds grouped together.

Page 3: This report breaks down the General Fund balance into designated categories.

Page 4: This report shows the summarized revenues and expenses of the individual funds within the Transportation, Development Fee and Maintenance District fund groups.

Page 5: This details the summarized revenues and expenses flow through the Town to other agencies.

Page 6: This shows the revenues of the General Fund. Year-to-date revenues are compared to the current year’s budget and to the prior year-to-date’s balances.

Page 7: This shows the expenditures of the General Fund, summarized by department. Year-to-date expenditures are compared to the current year’s budget and to the prior year-to-date’s balances.

CEQA Requirements

CEQA does not apply to financial reporting.

Financial and/or Policy Implications

This report complies with the State Municipal Code.

Attachments

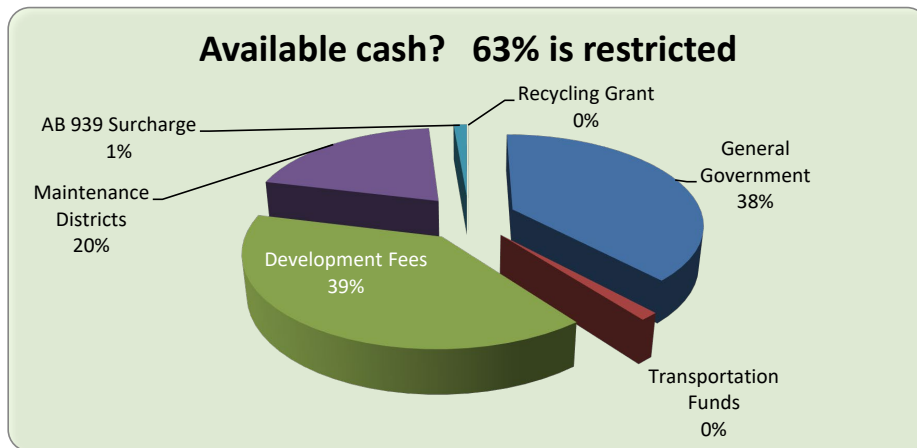
- A. February 2022 Statement of Activity

Town of Loomis
Basic Financial Statements - General Fund
February 28, 2022

Cash and Investments	3,607,992
Other assests	516,103
Total Assets	<u>4,124,095</u>
Accounts payable and other liabilities	13,356
Net Position (General Fund balances)	
Designated reserves	429,613
Library reserves	248,769
Capital reserve	2,320,814
Operating reserve	1,111,543
Total Liabilities and Net Position	<u>4,124,095</u>
Revenues	
Taxes	2,192,595
Franchises	101,547
Fees and Permits	258,648
Investment Income	(79,286)
Inter-governmental	423,900
Other	34,387
Total Revenue	<u>2,931,791</u>
Expenditures	
Town Council	25,632
Town Clerk	72,177
Finance	162,686
Administration	546,010
Planning	439,307
Community Services	20,874
Library	238,667
Economic Development	5,898
Safety	865,584
Public Works	592,230
Non-Departmental	-
Total Expenditures	<u>2,969,065</u>
Change in Net Position	<u>(37,274)</u>

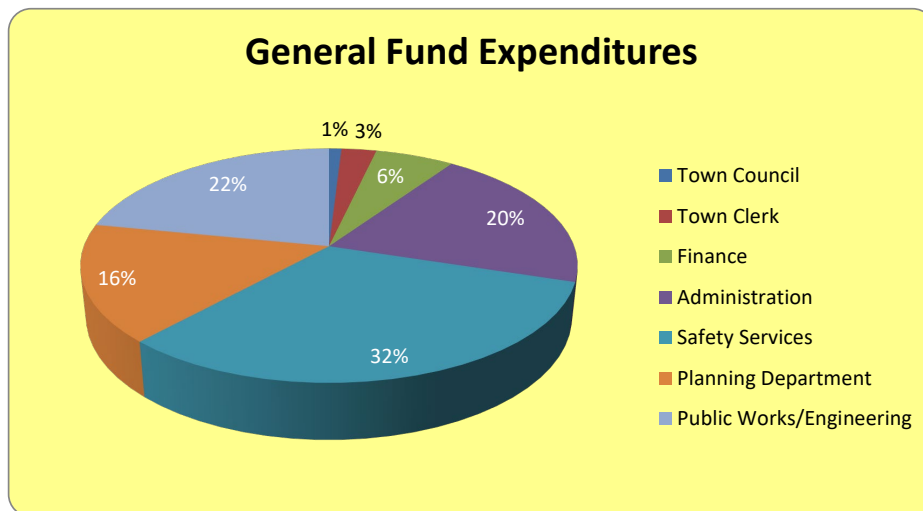
Town of Loomis
Statement of Activity
For the Eight Months Ended February 28, 2022

General Fund	Fund Balance as of 7/01/21	Revenue	Expenditures	Fund Balance as of 2/28/22	Transfers		Adjusted Fund Balance
					In	Out	
General Government	\$ 1,260,649	\$ 874,568	\$ 806,505	\$ 1,328,712	\$ -	\$ -	\$ 1,328,712
Planning	306,973	476,381	439,307	344,047	-	-	344,047
Public Works	698,707	642,210	592,230	748,687	-	-	748,687
Safety Services	233,309	938,633	865,584	73,049	-	-	73,049
General Operations Reserve	200,000	-	-	200,000	-	-	200,000
Sub-total	\$ 2,699,638	\$ 2,931,791	\$ 2,703,626	\$ 2,694,494	\$ -	\$ -	\$ 2,694,494
General Capital and Investments							
General Government	\$ 1,285,254	\$ -	\$ -	\$ 1,285,254	\$ -	\$ -	\$ 1,285,254
Planning		-	-	-	-	-	-
Public Works	3,184,187	-	-	3,184,187	-	-	3,184,187
Multi Modal Facility	-	-	-	-	-	-	-
General Investment	100,000	-	-	100,000	-	-	100,000
Total General Fund	\$ 4,569,441	\$ 2,931,791	\$ 2,703,626	\$ 7,263,935	\$ -	\$ -	\$ 7,263,935
Restricted Funds							
Transportation Funds	\$ 14,531	\$ 539,232	\$ 815,454	\$ (261,691)	\$ -	\$ -	\$ (261,691)
Development Fees	7,259,752	284,542	53,618	7,490,676	-	-	7,490,676
Maintenance Districts	3,782,390	40,588	34,843	3,788,135	-	-	3,788,135
Supplemental Law Enforcement	290,303	131,692	117,992	304,003	-	-	304,003
AB 939 Surcharge	259,730		6,153	253,577			253,577
Recycling Grant	3,417		430	2,987			2,987
ARPA fund		803,474	-	803,474			803,474
Total Restricted Funds	\$ 11,610,122	\$ 1,799,528	\$ 1,028,490	\$ 12,381,160	\$ -	\$ -	\$ 12,381,160
Other Funds							
Revolving Funds	\$ 254,418			\$ 270,239	\$ -	\$ -	\$ 270,239
Master Plan expenses recoverable	(30,565)		5	772,904	-	-	772,904
	223,853	-	5	1,043,143	-	-	1,043,143
Total All Funds	\$ 16,403,417	\$ 4,731,319	\$ 3,732,121	\$ 20,688,239	\$ -	\$ -	\$ 20,688,239



Town of Loomis
Statement of Activity
For the Eight Months Ended February 28, 2022

General Fund	Fund Balance as of 7/01/21	Revenue	Expenditures	Fund Balance as of 2/28/22	Transfers In	Out	Adjusted Fund Balance
General Government							
Town Council	\$ 66,043	27,795	25,632	68,206			68,206
Town Clerk	104,435	78,268	72,177	110,526			110,526
Finance	258,307	176,415	162,686	272,036			272,036
Administration	831,864	592,089	546,010	877,943			877,943
Total General Government	1,260,649	874,568	806,505	1,328,712	-	-	1,328,712
Planning and Building							
Planning Department	306,973	476,381	439,307	344,047			344,047
Total Planning and Building	306,973	476,381	439,307	344,047	-	-	344,047
Public Works							
Public Works/Engineering	698,707	642,210	592,230	748,687			748,687
Total Public Works	698,707	642,210	592,230	748,687	-	-	748,687
Safety Services	233,309	938,633	865,584	73,049	-	-	73,049
General Operations Reserve	200,000		-	200,000	-	-	200,000
Sub-total	2,699,638	2,931,791	2,703,626	2,694,494	-	-	2,694,494
General Capital and Investments							
General Government	173,711			173,711			173,711
General Fund Operating Reserves	1,111,543			1,111,543			1,111,543
Capital Projects	3,184,187			3,184,187			3,184,187
Library	330,888			330,888			330,888
General Investment	100,000			100,000			100,000
Total General Fund	7,599,967	2,931,791	2,703,626	7,594,823	-	-	7,594,823



Town of Loomis
Statement of Activity
For the Eight Months Ended February 28, 2022

Transportation Funds	Fund Balance	Revenue	Expenditures	Fund Balance	Transfers		Adjusted Fund Balance
	as of 7/01/21			as of 2/28/22	In	Out	
Gas Tax 2106	-	17,344	13,432	3,912			3,912
Gas Tax 2107	-	25,134	20,148	4,986			4,986
Gas Tax 2107.5	4,156	1,877		6,033			6,033
Gas Tax 2105	-	22,587	14,775	7,812			7,812
Gas Tax 2103	-	33,296	13,432	19,864			19,864
Road Maintenance Fund		88,769		88,769			88,769
Streets and Roads	-	282,332	753,667	(471,335)			(471,335)
Transit	10,375	67,893	-	78,268			78,268
Bike Lane	-			-			-
	<u>14,531</u>	<u>539,232</u>	<u>815,454</u>	<u>(261,691)</u>	<u>-</u>	<u>-</u>	<u>(261,691)</u>

Development Fee Funds

Park Fee	326,901	-	7,532	319,369			319,369
Open Space/Passive parks	336,616	12,770	4,428	344,958			344,958
Park Development	280,223	62,742		342,965			342,965
Drainage	308,157	9,784		317,941			317,941
Low Income Principal	88,927	9,000		97,927			97,927
Low Income Interest	229,067	-	7,475	221,592			221,592
CDBG Loans Repaid	73,289	-	1,707	71,582			71,582
Revolving Loan Fund	2,800	-	65	2,735			2,735
Road Circulation	650,174	83,368		733,542			733,542
Interchange	2,598,358	19,091		2,617,449			2,617,449
Sierra College Blvd	864,079	60,182	18,528	905,733			905,733
SCB Settlement	200,922	-	4,681	196,241			196,241
Rocklin Crossing	279,989	-	6,522	273,467			273,467
Rocklin Commons	115,022	-	2,680	112,342			112,342
Community Facilities	905,228	27,605		932,833			932,833
	<u>7,259,752</u>	<u>284,542</u>	<u>53,618</u>	<u>7,490,676</u>	<u>-</u>	<u>-</u>	<u>7,490,676</u>

Maintenance Districts

Tree Fund	389,612	-	10,970	378,642			378,642
Hunters Crossing	342,028	-	3,351	338,677			338,677
Loomis Maint 1	7,517	94	5	7,606			7,606
Loomis Maint 2	34,661	10	264	34,407			34,407
Heather Heights	395,810	-	3,540	392,270			392,270
Sunrise Loomis	286,264	82	2,169	284,177			284,177
Live Oak	140,225	2,569	108	142,686			142,686
Loomis Acres	204,455	-	2,127	202,328			202,328
Hunters Crossing 2	113,490	-	1,226	112,264			112,264
King Road Village	192,246		2,122	190,124			190,124
Saunders Avenue	28,226		141	28,085			28,085
Rachel Estates	334,552		1,623	332,929			332,929
No Name Lane	3,000			3,000			3,000
Sherwood Estates	148,440	554	75	148,919			148,919
Heritage Park Estates 1	355,071	2,121	193	356,999			356,999
Hunter Oaks	275,769	6,918	5,344	277,343			277,343
Sierra de Monserat	501,809	12,061	1,271	512,599			512,599
Taylor Mixed Use	29,214	16,179	314	45,079			45,079
	<u>3,782,390</u>	<u>40,588</u>	<u>34,843</u>	<u>3,788,135</u>	<u>-</u>	<u>-</u>	<u>3,788,135</u>

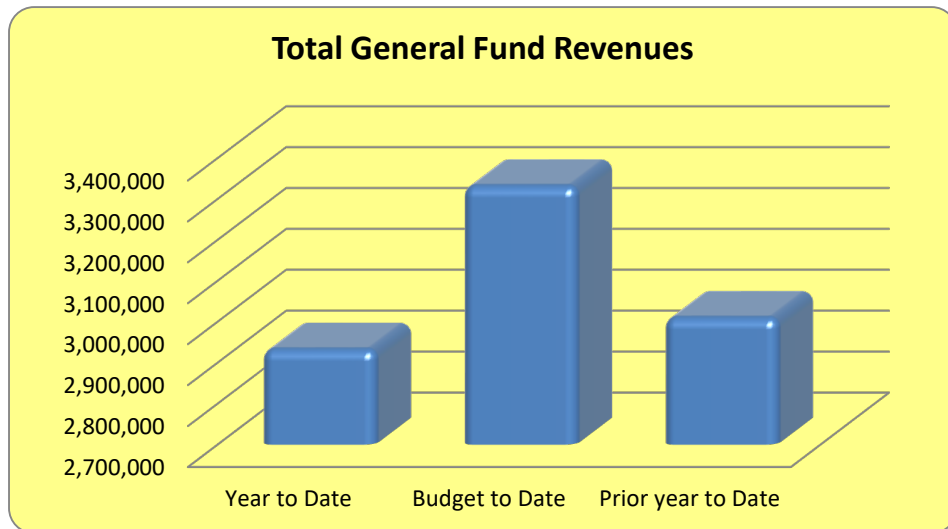
Town of Loomis
Statement of Activity
For the Eight Months Ended February 28, 2022

Revolving Funds	Fund Balance as of 7/01/21	Revenue	Expenditures	Fund Balance as of 2/28/22	Transfers In	Out	Adjusted Fund Balance
Revolving (Development Agreements)	196,363	3,424	2,546	197,241			197,241
County Facility Development fee	38,034	45,772	34,158	49,648			49,648
State Disabled Access	14,606	2,095	165	16,536			16,536
Dry Creek Watershed District	5,415	7,486	6,087	6,814			6,814
	<u>254,418</u>	<u>58,777</u>	<u>42,956</u>	<u>270,239</u>	-	-	<u>270,239</u>
Miscellaneous other Funds							
Westside Specific Plan	1,137			1,137			1,137
Master Plan	(31,702)	-	5	(31,707)			(31,707)
ARPA		803,474		803,474			803,474
	<u>(30,565)</u>	<u>803,474</u>	<u>5</u>	<u>772,904</u>	-	-	<u>772,904</u>

Town of Loomis
 Revenues - General Fund
 For the Eight Months Ended February 28, 2022

	Actual as of 2/28/22	Budget as of 2/28/22	Variance	Actual as of 2/28/21	Current vs. Prior Year	Total Budget
Revenues						
Property Taxes - secured	758,242	913,333	(155,091)	715,001	43,241	1,370,000
Property Taxes - unsecured	28,863	20,000	8,863	29,986	(1,123)	30,000
Property Taxes - supplemental	19,329	16,667	2,662	12,698	6,631	25,000
Homeowner property tax relief	4,403	5,867	(1,464)	4,381	22	8,800
Sales Taxes	801,550	633,333	168,217	970,623	(169,073)	950,000
Transaction Taxes	511,281	316,667	194,614	467,518	43,763	475,000
Real Property Transfer Tax	51,678	50,000	1,678	53,965	(2,287)	75,000
Transient Occupancy Tax	17,249	6,667	10,582	5,588	11,661	10,000
Franchises	101,547	190,000	(88,453)	94,463	7,084	285,000
Business Licenses	23,758	17,333	6,425	24,490	(732)	26,000
Permits	209,461	104,667	104,794	144,151	149,642	157,000
Fees	25,429	17,667	7,762	15,898	9,531	26,500
Motor Vehicle in Lieu (DMV)	7,865	3,333	4,532		7,865	5,000
Property tax in lieu of Motor in Lieu	416,035	553,333	(137,298)	393,261	22,774	830,000
Interest	45,530	46,667	(1,137)	49,599	(4,069)	70,000
Market adjustments	(124,816)	-	(124,816)	(66,989)	(57,827)	-
Traffic fines	3,075	2,000	1,075	2,291	784	3,000
Rents	3,669	7,000	(3,331)	31	3,638	10,500
Miscellaneous	27,643	43,333	(15,690)	92,177	(64,534)	65,000
Prior year reserves		383,333	(383,333)		-	575,000
	2,931,791	3,331,200	(399,409)	3,009,132	6,991	4,996,800

The "Budget as of" column represents the amount of budget to date as if the budget was used evenly over time.



Town of Loomis
 Expenditures - General Fund
 For the Eight Months Ended February 28, 2022

Expenditures	Actual as of 2/28/22	Budget as of 2/28/22	Variance	Actual as of 2/28/21	Current vs. Prior Year	Total Budget
Town Council	25,632	34,067	8,435	28,251	2,619	51,100
Town Clerk	72,177	64,133	(8,044)	66,392	(5,785)	96,200
Finance	162,686	156,133	(6,553)	169,647	6,961	234,200
Administration	546,010	443,543	(102,467)	481,046	(64,964)	665,315
Planning	439,307	567,747	128,440	405,421	(33,886)	851,620
Community Services	20,874	20,333	(541)	13,109	(7,765)	30,500
Library	238,667	259,813	21,146	211,947	(26,720)	389,720
Economic Development	5,898	10,400	4,502	99,970	94,072	15,600
Safety	865,584	1,154,404	288,820	814,506	(51,078)	1,731,606
Public Works	592,230	612,140	19,910	571,835	(20,395)	918,210
Non-Departmental		-	-	400,000	400,000	-
	2,969,065	3,322,714	353,649	3,262,124	293,059	4,984,071

The "Budget as of" column represents the amount of budget to date as if the budget was used evenly over time.

