



## Treasurer's Report March 8, 2022

**TO:** Honorable Mayor and Members of the Town Council  
**FROM:** Roger Carroll, Treasurer/Finance Officer  
**DATE:** February 25, 2022  
**RE:** Monthly Treasurer's Report

### **Recommendation:**

Receive and file.

### **Issue Statement and Discussion:**

California Government Code and Town Municipal Code require monthly Treasurer's reports. The reports attached are as follows:

- Investment Policy Compliance Report - lists the types of investments allowable by the State and the Town and whether our investments comply.
- Quality Analysis Report - groups the investments by Moody Rating Group.
- Transaction Ledger Report – shows the purchases, sales, interest payments and redemptions during the report period.

### **Other Information**

#### **Compliance with Investment Policy:**

The Town's portfolio is in compliance with our investment policy.

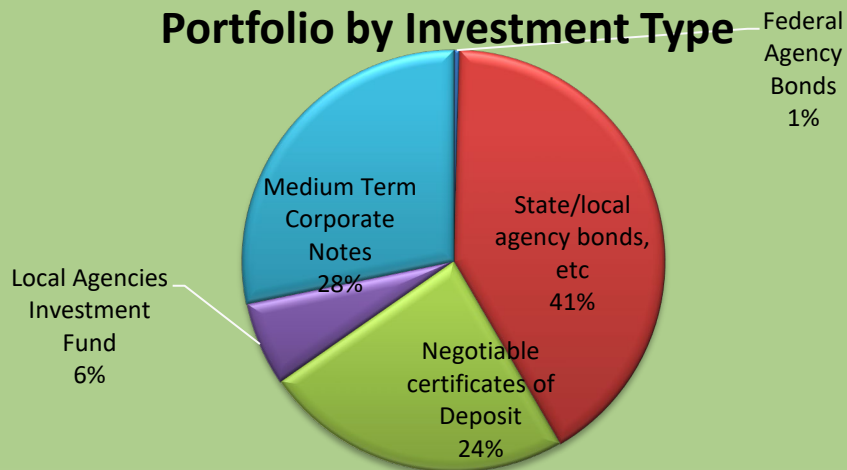
#### **Other Information**

Benchmarks as of February 24, 2022:

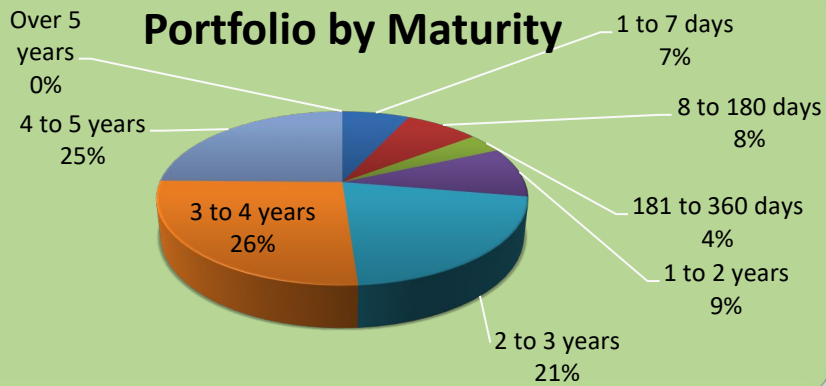
Federal Lending Rate:	0.000%
Two Year T-Bill Rate:	1.161%
LAIF daily Rate	0.290%

Town of Loomis Weighted Average Rate, excluding LAIF investments: 2.35%  
Average Maturity is 2.85 years.

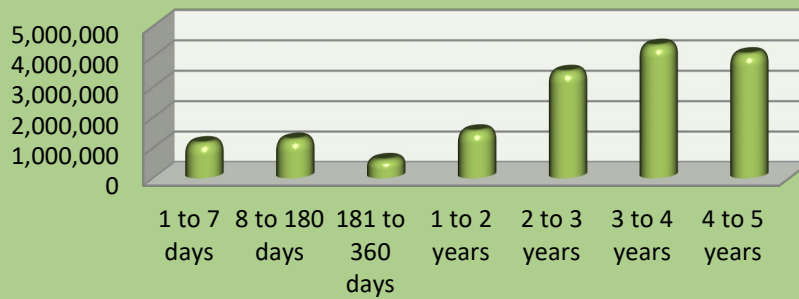
## Portfolio by Investment Type



## Portfolio by Maturity



## Portfolio by Maturity



**Strategy:**

The Treasurer's current practice is:

- COVID and World tensions have created rate volatility. The Federal Reserve Board is now talking about raising the overnight lending rate in the near future. Such announcements cause the markets to price those increases into current investments. The LAIF rate is currently at 0.28%. Where possible and when prudent, we will liquidate investments to capture gains and purchase only higher rated investments.

**CEQA Requirements**

CEQA does not apply to financial reporting.

**Financial and/or Policy Implications:**

None.

**Attachments:**

- A. Investment Policy Compliance Report
- B. Quality Analysis Report
- C. Transaction Ledger Report

**Town of Loomis**  
**Investment Policy Compliance**  
**with Government Code Standards, and the Town of Loomis Investment Plan Standards**  
**As of February 28, 2022**

**Current Portfolio Balance: \$ 16,517,181**

Ca Government Code Section 53601	Govt Code Maximum %	Loomis Maximum %	Loomis Actual %	Complies
Bonds issued by Loomis		5.00%		Yes
Federal Treasury notes, bonds, bills	100.00%	100.00%		Yes
State/local agency bonds, etc	100.00%	50.00%	40.91%	Yes
Local agency bonds, etc	100.00%	50.00%		Yes
Federal Agency Bonds	100.00%	100.00%	0.42%	Yes
Bankers Acceptances	40.00%	40.00%		Yes
Commercial Paper	30.00%	15.00%		Yes
Negotiable certificates of Deposit	30.00%	30.00%	23.63%	Yes
Repurchase Agreements	20.00%	20.00%		Yes
Reverse Repurchase Agreements	20.00%	20.00%		Yes
Local Agencies Investment Fund		100.00%	6.36%	Yes
Time Deposits	30.00%	25.00%	0.64%	Yes
Medium Term Corporate Notes	30.00%	30.00%	28.05%	Yes
Shares of Beneficial Interest	20.00%	0.00%		Yes
Mortgage pass through security bonds	20.00%	0.00%		Yes
<b>Total</b>			100.00%	

Target Share of Portfolio per Investment Policy			Actual %	Actual \$
Range	Not Less Than	Not More Than		
1 to 7 days	5%	70%	7%	1,156,305
8 to 180 days	0%	30%	8%	1,269,307
181 to 360 days	0%	30%	4%	600,867
1 to 2 years	0%	40%	9%	1,544,018
2 to 3 years		40%	21%	3,502,628
3 to 4 years		30%	26%	4,362,125
4 to 5 years		30%	25%	4,081,932
Over 5 years		0%	0%	
<b>Total</b>				16,517,181

Cusip	NAME	RATE	NEXT COUPON	MATURITY DATE	UNITS	PURCHASE PRICE	REMAINING DISCOUNT OR PREMIUM	BOOK VALUE	MARKET VALUE	UNREALIZED MARKET GAIN/LOSS
<b>MUNICIPAL BONDS</b>										
072024WQ1	AA Bay Area CA Toll Auth	2.325%	4/1/2022	4/1/2025	100,000.00	104,958.00	3,258.00	103,258.00	101,060.00	(2,198.00)
13034PYN1	AA CA Housing Fin	2.875%	8/1/2022	2/1/2023	200,000.00	204,500.00	1,310.00	201,310.00	202,154.00	844.00
13048VNZ7	AA3 CA Muni Fin Auth	1.846%	12/1/2021	12/1/2024	250,000.00	251,000.00	-	250,000.00	248,627.50	(1,372.50)
17131RAU0	AA Chula Vista CA	0.840%	6/1/2022	6/1/2026	500,000.00	482,500.00	(16,850.00)	483,150.00	468,765.00	(14,385.00)
22973PAE1	AA Cudahy Comm Dev	3.474%	4/1/2022	10/1/2023	250,000.00	262,500.00	4,910.00	254,910.00	252,882.50	(2,027.50)
255651KZ1	AA Dixon CA USD	0.953%	8/1/2022	8/1/2025	240,000.00	243,748.80	2,838.00	242,838.00	230,748.00	(12,090.00)
419791YR3	AA+ Hawaii Rev	5.100%	8/1/2022	2/1/2024	105,000.00	117,813.15	5,673.00	110,673.00	111,869.10	1,196.10
420507CL7	AA Hawthorne, CA	3.150%	8/1/2022	8/1/2024	300,000.00	319,500.00	11,030.00	311,030.00	302,652.00	(8,378.00)
428061ED3	AA Hesperia USD	1.474%	8/1/2022	2/1/2025	300,000.00	300,600.00	3,872.00	303,872.00	292,359.00	(11,513.00)
45656RCQ3	A1 Industry, CA	3.500%	7/1/2022	1/1/2025	250,000.00	269,235.00	10,860.00	260,860.00	259,635.00	(1,225.00)
45656RDW9	A1 Industry, CA	3.000%	7/1/2022	1/1/2023	150,000.00	147,637.00	(443.00)	149,557.00	152,113.50	2,556.50
53820AAD6	AA Livermore Park & Rec	1.005%	8/1/2022	2/1/2025	250,000.00	251,750.00	1,435.00	251,435.00	242,270.00	(9,165.00)
607802BZ7	AA Modesto CA WasteW	0.835%	5/1/2022	11/1/2024	250,000.00	251,810.00	1,170.00	251,170.00	243,160.00	(8,010.00)
624409BU1	AA Mountain View SD	2.340%	8/1/2022	8/1/2023	95,000.00	95,700.15	220.00	95,220.00	95,785.65	565.65
73208PBF7	AA- Pomona CA	4.000%	8/1/2022	8/1/2025	250,000.00	253,257.50	23,047.00	273,047.00	263,915.00	(9,132.00)
73208PBG5	AA- Pomona CA	2.474%	8/1/2022	8/1/2026	240,000.00	243,972.00	3,917.00	243,047.00	240,837.60	(3,079.40)
738850S20	AA+ Poway CA USD	2.309%	8/1/2022	8/1/2026	500,000.00	521,970.00	20,390.00	520,390.00	500,390.00	(20,000.00)
738855K38	AA+ Poway CA USD	1.092%	3/1/2022	9/1/2025	250,000.00	253,055.00	2,353.00	252,353.00	238,802.50	(13,550.50)
76913CBA6	A2 Riverside Cnty CA	2.863%	8/15/2022	2/15/2026	250,000.00	268,702.50	16,022.00	266,022.00	254,812.50	(11,209.50)
795036CL4	AA Salinas Valley Solid Waste	1.617%	8/1/2022	8/1/2025	250,000.00	249,902.50	-	250,000.00	246,705.00	(3,295.00)
797272QQ7	AAA San Diego CCD	2.199%	8/1/2022	8/1/2025	335,000.00	359,006.10	17,846.00	352,846.00	337,770.45	(15,075.55)
79771FAF4	AA2 San Fran City/Cnty PUC	0.843%	5/1/2022	11/1/2025	100,000.00	100,185.00	-	100,000.00	95,704.00	(4,296.00)
798170AG1	AA San Jose Red	2.958%	8/1/2022	8/1/2024	135,000.00	139,430.70	2,105.00	137,105.00	138,299.40	1,194.40
79876CBU1	AA- San Marcos Red	2.750%	4/1/2022	10/1/2024	100,000.00	102,977.00	1,573.00	101,573.00	101,860.00	287.00
80218YAH8	A+ Santa Fe Springs Dev	2.250%	3/1/2022	9/1/2024	200,000.00	201,794.00	930.00	200,930.00	198,150.00	(2,780.00)
84247PHZ7	AA- So Cal Public Power Auth	3.608%	7/1/2022	7/1/2024	250,000.00	272,325.00	12,425.00	262,425.00	260,217.50	(2,207.50)
913366HY9	AA3 UC Regents	2.259%	5/15/2022	5/15/2024	250,000.00	254,277.50	1,957.00	251,957.00	251,852.50	(104.50)
928346NB7	AA2 Vista CA	5.000%	8/1/2022	8/1/2023	265,000.00	287,631.00	9,671.00	274,671.00	269,878.65	(4,792.35)
<b>Sub-Total Municipal Bonds</b>					<b>6,615,000.00</b>	<b>6,811,737.90</b>	<b>141,519.00</b>	<b>6,756,519.00</b>	<b>6,603,276.35</b>	<b>(153,242.65)</b>
<b>CORPORATE SECURITIES</b>										
002824BF6	A2 Abott Labs	3.750%	5/30/2022	11/30/2026	250,000.00	278,500.00	26,600.00	276,600.00	265,130.00	(11,470.00)
023135BN5	AA- Amazon.com	5.200%	6/3/2022	12/3/2025	250,000.00	299,915.00	39,535.00	289,535.00	274,757.50	(14,777.50)
06051GF80	A2 Bank of America	4.125%	7/22/2022	1/22/2024	250,000.00	266,250.00	6,020.00	256,020.00	259,565.00	3,545.00
06406RAQ0	AA Bank of NY Mellon	0.750%	7/28/2022	1/28/2026	250,000.00	251,500.00	954.00	250,954.00	236,350.00	(14,604.00)
072863AG8	AA- Baylor Scott & White	0.827%	5/15/2022	11/15/2025	300,000.00	302,400.00	2,075.00	302,075.00	283,791.00	(18,284.00)
14913R2K2	A2 Caterpillar Financial	0.900%	3/2/2022	3/2/2026	250,000.00	247,500.00	(2,115.00)	247,885.00	237,130.00	(10,755.00)
166764BD1	AA2 Chevron Corp	3.326%	7/17/2022	1/17/2025	250,000.00	274,817.50	20,031.00	270,031.00	257,347.50	(12,683.50)
26442CAS3	AA3 Duke Energy	2.950%	6/1/2022	12/1/2026	250,000.00	268,125.00	16,905.00	266,905.00	256,037.50	(10,867.50)
30231GBH4	AA1 Exxon Mobil Corp	2.992%	3/19/2022	3/19/2025	250,000.00	276,950.00	17,735.00	267,735.00	255,602.50	(12,132.50)
46625HR1	A2 JP Morgan Chase	3.200%	6/15/2022	6/15/2026	250,000.00	273,950.00	21,045.00	271,045.00	254,565.00	(16,480.00)
53961LAA7	AA- LISCRP	1.000%	5/15/2022	11/15/2025	270,000.00	270,000.00	0.00	270,000.00	253,551.60	(16,448.40)
808513AM7	A2 Charles Schwab	3.450%	8/13/2022	2/13/2026	250,000.00	270,212.50	19,402.00	269,402.00	259,452.50	(9,949.50)
857477AT0	A1 State Street Corp	3.550%	8/18/2022	8/18/2025	200,000.00	221,700.00	17,245.00	217,245.00	208,080.00	(9,165.00)
87612EBE5	A2 Target Corp	2.500%	4/15/2022	4/15/2026	250,000.00	268,175.00	14,820.00	264,820.00	254,220.00	(10,600.00)
89236TGX7	A1 Toyota Motor Credit	3.000%	4/1/2022	4/1/2025	200,000.00	215,900.00	12,215.00	212,215.00	204,374.00	(7,841.00)
89788JAA7	A2 Truist Bank	1.500%	3/10/2022	3/10/2025	175,000.00	170,870.00	(2,450.00)	172,550.00	171,374.00	(1,176.00)
904764AU1	A1 Unilever Capital	2.000%	7/28/2022	7/28/2026	250,000.00	257,500.00	7,220.00	257,220.00	246,117.50	(11,102.50)
92826CAD4	AA3 Visa Inc.	3.150%	6/14/2022	12/14/2025	250,000.00	275,000.00	20,050.00	270,050.00	257,897.50	(12,152.50)
<b>Sub-Total Corporate Securities</b>					<b>4,395,000.00</b>	<b>4,689,265.00</b>	<b>237,287.00</b>	<b>4,632,287.00</b>	<b>4,435,343.10</b>	<b>(196,943.90)</b>
<b>NEGOTIABLE CERTIFICATES OF DEPOSIT</b>										
01748DBA3	CD Allegiance Bank	2.600%	3/7/2022	2/7/2023	250,000.00	250,000.00	0.00	250,000.00	253,359.58	3,359.58
02587CEM8	CD Amex FSB	2.350%	5/3/2022	5/3/2022	250,000.00	250,000.00	0.00	250,000.00	250,947.37	947.37
02587DN38	CD Amex Centurion	2.450%	4/5/2022	4/5/2022	250,000.00	250,000.00	0.00	250,000.00	250,629.95	629.95
140420Y95	CD Capital One Bank	2.300%	3/8/2022	3/8/2022	250,000.00	250,000.00	0.00	250,000.00	250,176.49	176.49
17312Q3K3	CD Citibank	2.900%	3/20/2022	3/20/2024	200,000.00	200,000.00	0.00	200,000.00	204,842.36	4,842.36
20033AUB0	CD Comenity Cap Bank	2.350%	3/31/2022	5/31/2022	250,000.00	250,000.00	0.00	250,000.00	251,158.74	1,158.74
29976D2N9	CD Everbank	2.250%	3/29/2022	3/29/2022	200,000.00	199,900.00	0.00	200,000.00	200,349.48	349.48
33715LCB4	CD First Tech CU	3.400%	3/17/2022	8/17/2023	150,000.00	156,864.00	2,524.00	152,524.00	154,291.18	1,767.18
38149MXK4	CD Goldman Sachs Bank	1.000%	8/28/2022	7/28/2026	250,000.00	250,000.00	0.00	250,000.00	240,146.97	(9,853.03)
39573LBV9	CD Greenstate CU	0.950%	3/18/2022	8/18/2026	250,000.00	250,000.00	0.00	250,000.00	239,465.57	(10,534.43)
499724AG7	CD Knoxville TVA CU	3.400%	3/28/2022	12/28/2023	150,000.00	150,000.00	0.00	150,000.00	154,729.51	4,729.51
61760AD71	CD Morgan Stanley Bnk	2.600%	5/30/2022	5/30/2024	200,000.00	200,000.00	0.00	200,000.00	203,715.80	3,715.80
62384RAF3	CD Mountain America	3.000%	3/15/2022	3/27/2023	250,000.00	250,000.00	0.00	250,000.00	254,479.35	4,479.35
7954506Y6	CD Sallie Mae Bank	1.000%	8/8/2022	7/8/2026	250,000.00	250,000.00	0.00	250,000.00	240,304.10	(9,695.90)
856285VY4	CD State Bnk India NY	0.950%	6/10/2022	6/10/2026	250,000.00	250,000.00	0.00	250,000.00	239,967.18	(10,032.82)
90348JR93	CD UBS Bank	0.950%	3/11/2022	8/11/2026	250,000.00	250,000.00	0.00	250,000.00	239,508.69	(10,491.31)
949763M78	CD Wells Fargo	1.950%	3/18/2022	10/18/2024	250,000.00	250,675.00	240.00	250,240.00	250,943.13	703.13
<b>Sub-Total Negotiable Certificates of</b>					<b>3,900,000.00</b>	<b>3,907,439.00</b>	<b>2,764.00</b>	<b>3,902,764.00</b>	<b>3,879,015.45</b>	<b>(23,748.55)</b>
<b>Total Investments</b>					<b>14,910,000.00</b>	<b>15,408,441.90</b>	<b>381,570.00</b>	<b>15,291,570.00</b>	<b>14,917,634.90</b>	<b>(373,935.10)</b>
<b>Accrued Interest on investments</b>					69,306.59			69,306.59	69,306.59	
<b>Balance on account with LAIF</b>					1,051,181.25			1,051,181.25	1,051,181.25	
<b>Balance on account with Money market</b>					105,123.49			105,123.49	105,123.49	
<b>Total Portfolio</b>					<b>16,135,611.33</b>			<b>16,517,181.33</b>	<b>16,143,246.23</b>	

**Town of Looms  
Transaction Ledger  
2/01/22 to 2/28/22**

<u>Trans Date</u> <u>Trans Type</u>	<u>Quantity</u>	<u>Description</u>	<u>Price</u>	<u>Amount</u> <u>Int Purch/Sold</u>	<u>Premium/Gain</u> <u>(Discount)/(Loss)</u>
2/1/2022 Interest Received	201.71	Greenstate CU 0.95% due 8/01/26	1.000	201.71	201.71
2/1/2022 Interest Received	2,875.00	CA Hoursing Financ 2.875% due 2/01/23	1.000	2,875.00	2,875.00
2/1/2022 Interest Received	1,143.60	Dixon CA 0.953% due 8/01/25	1.000	1,143.60	1,143.60
2/1/2022 Interest Received	433.15	Knoxville TVA CU 3.4% due 12/28/23	1.000	433.15	433.15
2/1/2022 Interest Received	2,677.50	Hawaii 5.1% due 2/01/24	1.000	2,677.50	2,677.50
2/1/2022 Interest Received	4,725.00	Hawthorne CA 3.15% due 8/01/24	1.000	4,725.00	4,725.00
2/1/2022 Interest Received	2,211.00	Hesperia CA 1.474% due 2/01/25	1.000	2,211.00	2,211.00
2/1/2022 Interest Received	1,256.25	Livermore CA 1.005% due 2/01/25	1.000	1,256.25	1,256.25
2/1/2022 Interest Received	1,111.50	Mountainview CA 2.34% due 8/01/23	1.000	1,111.50	1,111.50
2/1/2022 Interest Received	5,000.00	Pomona CA 4.0% due 8/01/25	1.000	5,000.00	5,000.00
2/1/2022 Interest Received	5,772.50	Poway CA 2.309% due 8/01/26	1.000	5,772.50	5,772.50
2/1/2022 Interest Received	3,683.33	San Diego CA 2.199% due 8/01/25	1.000	3,683.33	3,683.33
2/1/2022 Interest Received	1,996.65	San Jose, CA 2.958% due 8/01/24	1.000	1,996.65	1,996.65
2/1/2022 Interest Received	6,625.00	Vista CA 5.0% due 8/01/23	1.000	6,625.00	6,625.00
2/2/2022	4.18	Federated Govt Oblig Fund	1.000	4.18	4.18

Interest Received		0.01% floating 7 day			
2/8/2022	240,000.00	Pomona CA	1.017	243,972.00	243,972.00
Bond purchased		2.474% due 8/01/26		115.45	
2/11/2022	201.71	UBS Bank	1.000	201.71	201.71
Interest Received		0.95% due 8/11/26		-	
2/14/2022	4,312.50	Charles Schwab	1.000	4,312.50	4,312.50
Interest Received		3.45% due 2/13/26			
2/15/2022	675.00	LISC Corp	1.000	675.00	675.00
Interest Received		1.0% due 11/15/25			
2/15/2022	636.99	Mountain America FCU	1.000	636.99	636.99
Interest Received		3.0% due 3/27/23			
2/15/2022	3,578.75	Riverside County CA	1.000	3,578.75	3,578.75
Interest Received		2.863% due 2/15/26			
2/16/2022	178,895.58	From Wells Fargo Checking	1.000	178,895.58	178,895.58
Transfer		to Bank of New York			
2/17/2022	250,000.00	Salina Valley Solid Waste	1.000	249,902.50	249,902.50
Bond purchased		1.617% due 8/01/25		-	
2/17/2022	433.15	First Technology FCU	1.000	433.15	433.15
Interest Received		3.4% due 8/17/23			
2/18/2022	3,550.00	State Street Corp	1.000	3,550.00	3,550.00
Interest Received		3.55% due 8/18/25			
2/18/2022	414.04	Wells Fargo	1.000	414.04	414.04
Interest Received		1.95% due 10/18/24			
2/24/2022	100,000.00	Synchrony Bank	1.000	100,000.00	3,150.68
CD matured		2.3% due 2/24/22		3,150.68	
2/28/2022	450.68	Commenity Cap Bank	1.000	450.68	450.68
Interest Received		2.35% due 5/31/22			
<b>Local Agency Investment Fund</b>					
2/25/2022	100,000.00	From Wells Fargo Checking	1.000	100,000.00	100,000.00
Transfer		to Local Agency Inv Fund			
1/25/2022	25,000.00	To Wells Fargo Checking	1.000	25,000.00	25,000.00
Transfer		from Local Agency Inv Fund			