



Treasurer's Report May 10, 2022

TO: Honorable Mayor and Members of the Town Council
FROM: Roger Carroll, Treasurer/Finance Officer
DATE: May 2, 2022
RE: Monthly Treasurer's Report

Recommendation:

Receive and file.

Issue Statement and Discussion:

California Government Code and Town Municipal Code require monthly Treasurer's reports. The reports attached are as follows:

- Investment Policy Compliance Report - lists the types of investments allowable by the State and the Town and whether our investments comply.
- Quality Analysis Report - groups the investments by Moody Rating Group.
- Transaction Ledger Report – shows the purchases, sales, interest payments and redemptions during the report period.

Other Information

Compliance with Investment Policy:

The Town's portfolio is in compliance with our investment policy.

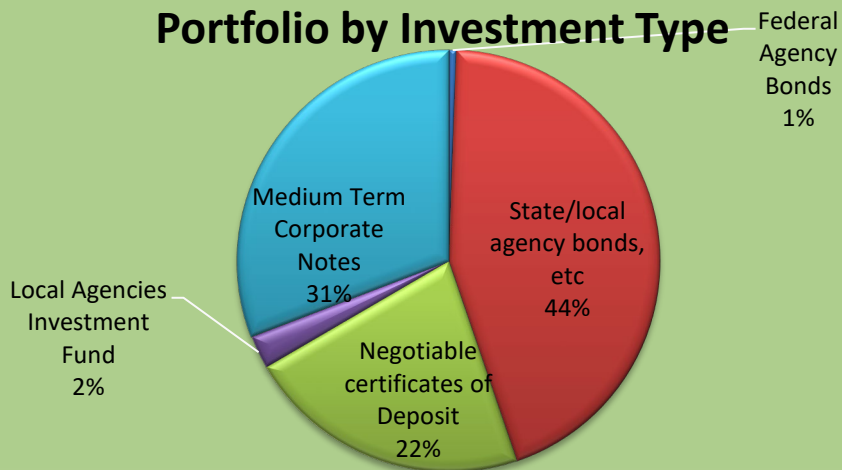
Other Information

Benchmarks as of April 30, 2022:

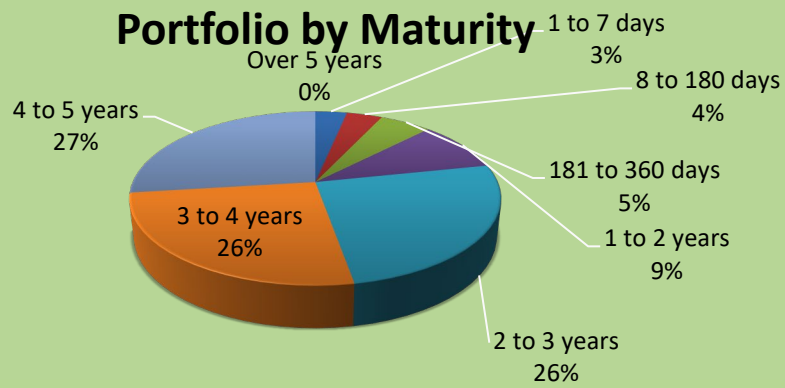
Federal Lending Rate:	0.250%
Two Year T-Bill Rate:	2.700%
LAIF daily Rate	0.600%

Town of Loomis Weighted Average Rate, excluding LAIF investments: 2.32%
 Average Maturity is 2.91 years.

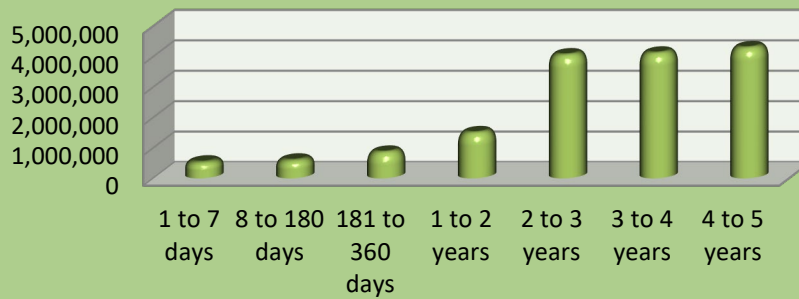
Portfolio by Investment Type



Portfolio by Maturity



Portfolio by Maturity



Strategy:

The Treasurer's current practice is:

- COVID and World tensions have created rate volatility. The Federal Reserve Board raised the overnight lending rate to .25% and suggested they will raise the rate seven more times. Such announcements cause the markets to price those increases into current investments. The LAIF rate is currently at 0.60%. Where possible and when prudent, we will liquidate investments to capture gains and purchase only higher rated investments.

CEQA Requirements

CEQA does not apply to financial reporting.

Financial and/or Policy Implications:

None.

Attachments:

- A. Investment Policy Compliance Report
- B. Quality Analysis Report
- C. Transaction Ledger Report

Town of Loomis
Investment Policy Compliance
with Government Code Standards, and the Town of Loomis Investment Plan Standards
As of April 30, 2022

Current Portfolio Balance: \$ 15,906,642

Ca Government Code Section 53601	Govt Code Maximum %	Loomis Maximum %	Loomis Actual %	Complies
Bonds issued by Loomis		5.00%		Yes
Federal Treasury notes, bonds, bills	100.00%	100.00%		Yes
State/local agency bonds, etc	100.00%	50.00%	43.87%	Yes
Local agency bonds, etc	100.00%	50.00%		Yes
Federal Agency Bonds	100.00%	100.00%	0.56%	Yes
Bankers Acceptances	40.00%	40.00%		Yes
Commercial Paper	30.00%	15.00%		Yes
Negotiable certificates of Deposit	30.00%	30.00%	21.69%	Yes
Repurchase Agreements	20.00%	20.00%		Yes
Reverse Repurchase Agreements	20.00%	20.00%		Yes
Local Agencies Investment Fund		100.00%	2.53%	Yes
Time Deposits	30.00%	25.00%	0.77%	Yes
Medium Term Corporate Notes	30.00%	30.00%	30.59%	No
Shares of Beneficial Interest	20.00%	0.00%		Yes
Mortgage pass through security bonds	20.00%	0.00%		Yes
Total			100.00%	

Target Share of Portfolio per Investment Policy			Actual %	Actual \$
Range	Not Less Than	Not More Than		
1 to 7 days	5%	70%	3%	524,901
8 to 180 days	0%	30%	4%	588,686
181 to 360 days	0%	30%	5%	850,727
1 to 2 years	0%	40%	9%	1,491,008
2 to 3 years		40%	25%	4,052,604
3 to 4 years		30%	26%	4,111,202
4 to 5 years		30%	27%	4,287,515
Over 5 years		0%	0%	
Total				15,906,642

Cusip	NAME	RATE	NEXT COUPON	MATURITY DATE	BOOK VALUE	MARKET VALUE	UNREALIZED MARKET GAIN/LOSS
MUNICIPAL BONDS							
072024WQ1	AA Bay Area CA Toll Auth	2.325%	10/1/2022	4/1/2025	103,088.00	97,346.00	(5,742.00)
13034PYN1	AA CA Housing Fin	2.875%	8/1/2022	2/1/2023	201,090.00	200,586.00	(504.00)
13048VNZ7	AA3 CA Muni Fin Auth	1.846%	6/1/2022	12/1/2024	250,000.00	241,802.50	(8,197.50)
15722JR3	AA2 Chabot-Los Positas CA CCD	1.080%	8/1/2022	8/1/2026	229,837.50	227,342.50	(2,495.00)
17131RAU0	AA Chula Vista CA	0.840%	6/1/2022	6/1/2026	483,800.00	448,335.00	(35,465.00)
22973PAE1	AA Cudahy Comm Dev	3.474%	10/1/2022	10/1/2023	254,450.00	249,010.00	(5,440.00)
255651KZ1	AA Dixon CA USD	0.953%	8/1/2022	8/1/2025	242,698.00	223,245.60	(19,452.40)
419791YR3	AA+ Hawaii Rev	5.100%	8/1/2022	2/1/2024	110,163.00	108,806.25	(1,356.75)
420507CL7	AA Hawthorne, CA	3.150%	8/1/2022	8/1/2024	310,260.00	295,203.00	(15,057.00)
428061ED3	AA Hesperia USD	1.474%	8/1/2022	2/1/2025	303,648.00	283,644.00	(20,004.00)
45656RCQ3	A1 Industry, CA	3.500%	7/1/2022	1/1/2025	260,190.00	251,767.50	(8,422.50)
45656RDW9	A1 Industry, CA	3.000%	7/1/2022	1/1/2023	149,637.00	150,955.50	1,318.50
53820AAD6	AA Livermore Park & Rec	1.005%	8/1/2022	2/1/2025	251,345.00	233,022.50	(18,322.50)
607802BZ7	AA Modesto CA WasteW	0.835%	5/1/2022	11/1/2024	251,090.00	236,962.50	(14,127.50)
624409BU1	AA Mountain View SD	2.340%	8/1/2022	8/1/2023	95,190.00	94,534.50	(655.50)
73208PBF7	AA- Pomona CA	4.000%	8/1/2022	8/1/2025	271,947.00	254,125.00	(17,822.00)
73208PBG5	AA- Pomona CA	2.474%	8/1/2022	8/1/2026	243,807.00	229,992.00	(13,815.00)
738850S20	AA+ Poway CA USD	2.309%	8/1/2022	8/1/2026	519,600.00	476,875.00	(42,725.00)
738855K38	AA+ Poway CA USD	1.092%	9/1/2022	9/1/2025	252,197.00	230,940.00	(21,257.00)
76913CBA6	A2 Riverside Cnty CA	2.863%	8/15/2022	2/15/2026	265,352.00	242,595.00	(22,757.00)
795036CL4	AA Salinas Valley Solid Waste	1.617%	8/1/2022	8/1/2025	250,000.00	238,215.00	(11,785.00)
797272QQ7	AAA San Diego CCD	2.199%	8/1/2022	8/1/2025	351,966.00	323,666.95	(28,299.05)
79771FAF4	AA2 San Fran City/Cnty PUC	0.843%	5/1/2022	11/1/2025	100,000.00	92,147.00	(7,853.00)
798170AG1	AA San Jose Red	2.958%	8/1/2022	8/1/2024	136,955.00	133,546.05	(3,408.95)
79876CBU1	AA- San Marcos Red	2.750%	10/1/2022	10/1/2024	101,469.00	98,077.00	(3,392.00)
80218YAH8	A+ Santa Fe Springs Dev	2.250%	9/1/2022	9/1/2024	200,866.00	193,300.00	(7,566.00)
84247PHZ7	AA- So Cal Public Power Auth	3.608%	7/1/2022	7/1/2024	261,525.00	253,465.00	(8,060.00)
913366HY9	AA3 UC Regents	2.259%	5/15/2022	5/15/2024	251,797.00	246,197.50	(5,599.50)
928346NB7	AA2 Vista CA	5.000%	8/1/2022	8/1/2023	273,591.00	267,385.00	(6,206.00)
Sub-Total Municipal Bonds					6,977,558.50	6,623,089.85	(354,468.65)
CORPORATE SECURITIES							
002824BF6	A2 Abott Labs	3.750%	5/30/2022	11/30/2026	275,650.00	252,832.50	(22,817.50)
023135BN5	AA- Amazon.com	5.200%	6/3/2022	12/3/2025	287,805.00	265,295.00	(22,510.00)
06051GFB0	A2 Bank of America	4.125%	7/22/2022	1/22/2024	255,400.00	253,860.00	(1,540.00)
06406RAQ0	AA Bank of NY Mellon	0.750%	7/28/2022	1/28/2026	250,870.00	227,095.00	(23,775.00)
072863AG8	AA- Baylor Scott & White	0.827%	5/15/2022	11/15/2025	302,025.00	273,660.00	(28,365.00)
14913R2K2	A2 Caterpillar Financial	0.900%	9/2/2022	3/2/2026	247,955.00	227,992.50	(19,962.50)
166764BD1	AA2 Chevron Corp	3.326%	7/17/2022	1/17/2025	269,161.00	249,132.50	(20,028.50)
26442CAS3	AA3 Duke Energy	2.950%	6/1/2022	12/1/2026	266,295.00	243,557.50	(22,737.50)
30231GBH4	AA1 Exxon Mobil Corp	2.992%	9/19/2022	3/19/2025	266,765.00	247,725.00	(19,040.00)
46625HRS1	A2 JP Morgan Chase	3.200%	6/15/2022	6/15/2026	270,215.00	243,752.50	(26,462.50)
53961LAA7	AA- LISCRP	1.000%	5/15/2022	11/15/2025	270,000.00	244,593.00	(25,407.00)
743315AY9	A2 Progressive Corp	2.500%	9/15/2022	3/15/2027	244,370.00	237,117.50	(7,252.50)
808513AM7	A2 Charles Schwab	3.450%	8/13/2022	2/13/2026	268,592.00	249,010.00	(19,582.00)
857477AT0	A1 State Street Corp	3.550%	8/18/2022	8/18/2025	216,435.00	200,614.00	(15,821.00)
87612EBE5	A2 Target Corp	2.500%	10/15/2022	4/15/2026	264,210.00	242,955.00	(21,255.00)
89236TGX7	A1 Toyota Motor Credit	3.000%	10/1/2022	4/1/2025	211,545.00	197,502.00	(14,043.00)
89788JAA7	A2 Truist Bank	1.500%	9/10/2022	3/10/2025	172,690.00	166,068.00	(6,622.00)
904764AU1	A1 Unilever Capital	2.000%	7/28/2022	7/28/2026	256,940.00	236,517.50	(20,422.50)
92826CAD4	AA3 Visa Inc.	3.150%	6/14/2022	12/14/2025	269,150.00	248,405.00	(20,745.00)
Sub-Total Corporate Securities					4,866,073.00	4,507,684.50	(358,388.50)
NEGOTIABLE CERTIFICATES OF DEPOSIT							
01748DBA3	CD Allegiance Bank	2.600%	5/7/2022	2/7/2023	250,000.00	250,663.79	663.79
02587CEM8	CD Amex FSB	2.350%	5/3/2022	5/3/2022	250,000.00	250,044.76	44.76
07371CK65	CD Beal Bank	2.000%	9/3/2022	3/3/2027	247,000.00	235,588.32	(11,411.68)
17312Q3K3	CD Citibank	2.900%	3/20/2022	3/20/2024	200,000.00	199,792.33	(207.67)
20033AUB0	CD Comerity Cap Bank	2.350%	5/31/2022	5/31/2022	250,000.00	250,304.17	304.17
33715LCB4	CD First Tech CU	3.400%	5/17/2022	8/17/2023	152,214.00	151,308.56	(905.44)
38149MXK4	CD Goldman Sachs Bank	1.000%	8/28/2022	7/28/2026	250,000.00	229,553.26	(20,446.74)
39573LBV9	CD Greenstate CU	0.950%	5/18/2022	8/18/2026	250,000.00	228,698.11	(21,301.89)
499724AG7	CD Knoxville TVA CU	3.400%	5/28/2022	12/28/2023	150,000.00	151,343.81	1,343.81
61760AD71	CD Morgan Stanley Bnk	2.600%	5/30/2022	5/30/2024	200,000.00	198,255.89	(1,744.11)
62384RAF3	CD Mountain America	3.000%	5/15/2022	3/27/2023	250,000.00	251,405.54	1,405.54
7954506Y6	CD Sallie Mae Bank	1.000%	8/8/2022	7/8/2026	250,000.00	229,800.72	(20,199.28)
856285VY4	CD State Bnk India NY	0.950%	6/10/2022	6/10/2026	250,000.00	229,644.24	(20,355.76)
90348JR93	CD UBS Bank	0.950%	5/11/2022	8/11/2026	250,000.00	228,786.84	(21,213.16)
949763M78	CD Wells Fargo	1.950%	5/18/2022	10/18/2024	250,210.00	243,426.74	(6,783.26)
Sub-Total Negotiable Certificates of					3,449,424.00	3,328,617.08	(120,806.92)
Total Investments					15,293,055.50	14,459,391.43	(833,664.07)
Accrued interest on investments					88,685.82	88,685.82	
Balance on account with LAIF					401,803.27	401,803.27	
Balance on account with Money market					123,097.82	123,097.82	
Total Portfolio					15,906,642.41	15,072,978.34	

**Town of Looms
Transaction Ledger
4/01/22 to 4/30/22**

<u>Trans Date</u>	<u>Quantity</u>	<u>Description</u>	<u>Price</u>	<u>Amount</u> <u>Int Purch/Sold</u>	<u>Premium/Gain</u> <u>(Discount)/(Loss)</u>
4/1/2022 Interest Received	1,162.50	Bay Area Toll Auth 2.325% due 4/01/25	1.000	1,162.50	1,162.50
4/1/2022 Interest Received	4,342.50	Cudahy CA 3.474% due 10/01/23	1.000	4,342.50	4,342.50
4/1/2022 Interest Received	201.71	Greenstate CU 0.95% due 8/18/26	1.000	201.71	201.71
4/1/2022 Interest Received	433.15	Knoxville TVA CU 3.4% due 12/28/23	1.000	433.15	433.15
4/1/2022 Interest Received	1,375.00	San Marcos CA 2.75% due 10/01/24	1.000	1,375.00	1,375.00
4/1/2022 Interest Received	3,000.00	Toyota Motor Credit 3.0% due 04/01/25	1.000	3,000.00	3,000.00
4/4/2022 Interest Received	2.71	Federated Govt Oblig Fund 0.01% floating 7 day	1.000	2.71	2.71
4/5/2022 CD Matured	250,000.00	American Express Cent 2.45% due 4/05/22	1.000	250,000.00 3,054.11	250,000.00
4/7/2022 Interest Received	552.05	Allegiance Bank 2.6% due 02/07/23	1.000	552.05	552.05
4/7/2022 Bond purchase	250,000.00	Progressive Corp 2.5% due 3/15/27	0.977	244,275.00 486.11	244,275.00
4/11/2022 Interest Received	201.71	UBS Bank 0.95% due 8/11/26	1.000	201.71 -	201.71
4/15/2022 Interest Received	636.99	Mountain America FCU 3.0% due 3/27/23	1.000	636.99	636.99
4/15/2022 Interest Received	3,125.00	Target Corp 2.5% due 4/15/26	1.000	3,125.00	3,125.00
4/18/2022 Interest Received	433.15	First Technology FCU 3.4% due 8/17/23	1.000	433.15	433.15
4/18/2022	414.04	Wells Fargo	1.000	414.04	414.04

Interest Received		1.95% due 10/18/24			
4/29/2022	250,000.00	Chabot-Los Positas CA CCD	0.919	229,837.50	229,837.50
Bond purchase		1.08% due 8/01/26		660.00	
Local Agency Investment Fund					
4/12/2022	550,000.00	To Wells Fargo Checking	1.000	550,000.00	550,000.00
Transfer		from Local Agency Inv Fund			
4/15/2022	622.05	Local Agency Inv Fund	1.000	622.05	622.05
Interest received		Quarterly interest			