



Treasurer's Report August 9, 2022

TO: Honorable Mayor and Members of the Town Council
FROM: Roger Carroll, Treasurer/Finance Officer
DATE: August 2, 2022
RE: Monthly Treasurer's Report

Recommendation:

Receive and file.

Issue Statement and Discussion:

California Government Code and Town Municipal Code require monthly Treasurer's reports. The reports attached are as follows:

- Investment Policy Compliance Report - lists the types of investments allowable by the State and the Town and whether our investments comply.
- Quality Analysis Report - groups the investments by Moody Rating Group.
- Transaction Ledger Report – shows the purchases, sales, interest payments and redemptions during the report period.

Other Information

Compliance with Investment Policy:

The Town's portfolio is in compliance with our investment policy.

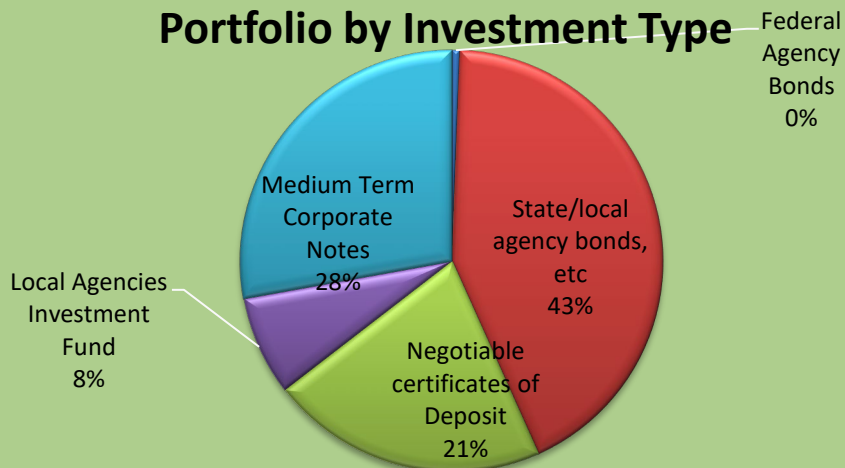
Other Information

Benchmarks as of July 31, 2022:

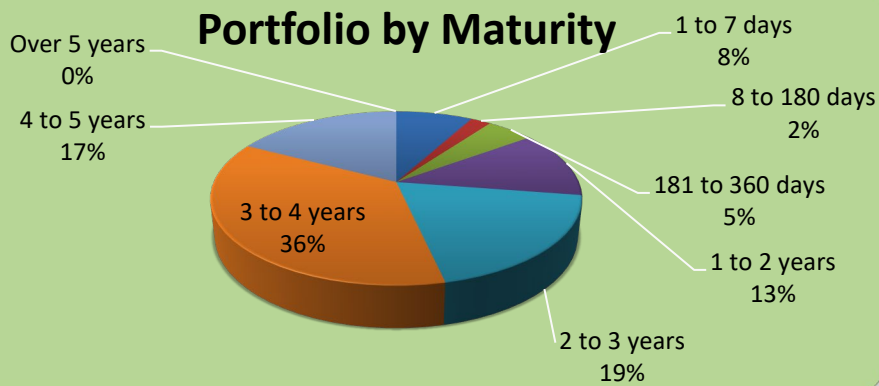
Federal Lending Rate:	1.500%
Two Year T-Bill Rate:	2.890%
LAIF daily Rate	1.140%

Town of Loomis Weighted Average Rate, excluding LAIF investments: 2.32%
Average Maturity is 2.79 years.

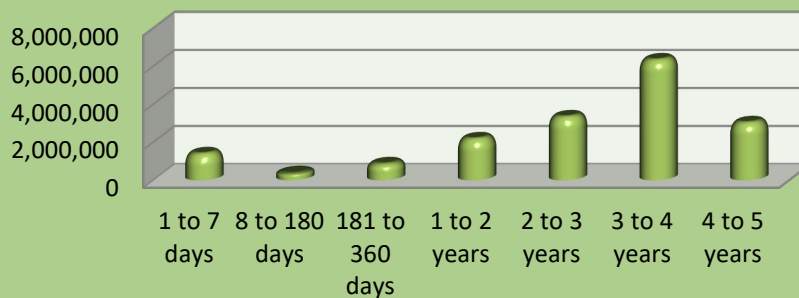
Portfolio by Investment Type



Portfolio by Maturity



Portfolio by Maturity



Strategy:

The Treasurer's current practice is:

- COVID and World tensions have created rate volatility. The Federal Reserve Board raised the overnight lending rate another .75%. Such announcements cause the markets to price those increases into current investments. The LAIF rate is currently at 1.14%. Where possible and when prudent, we will liquidate investments to capture gains and purchase only higher rated investments.

CEQA Requirements

CEQA does not apply to financial reporting.

Financial and/or Policy Implications:

None.

Attachments:

- A. Investment Policy Compliance Report
- B. Quality Analysis Report
- C. Transaction Ledger Report

Town of Loomis
Investment Policy Compliance
with Government Code Standards, and the Town of Loomis Investment Plan Standards
As of July 30, 2022

Current Portfolio Balance: \$ 17,481,898

Ca Government Code Section 53601	Govt Code Maximum %	Loomis Maximum %	Loomis Actual %	Complies
Bonds issued by Loomis		5.00%		Yes
Federal Treasury notes, bonds, bills	100.00%	100.00%		Yes
State/local agency bonds, etc	100.00%	50.00%	42.55%	Yes
Local agency bonds, etc	100.00%	50.00%		Yes
Federal Agency Bonds	100.00%	100.00%	0.59%	Yes
Bankers Acceptances	40.00%	40.00%		Yes
Commercial Paper	30.00%	15.00%		Yes
Negotiable certificates of Deposit	30.00%	30.00%	21.16%	Yes
Repurchase Agreements	20.00%	20.00%		Yes
Reverse Repurchase Agreements	20.00%	20.00%		Yes
Local Agencies Investment Fund		100.00%	7.60%	Yes
Time Deposits	30.00%	25.00%	0.36%	Yes
Medium Term Corporate Notes	30.00%	30.00%	27.75%	Yes
Shares of Beneficial Interest	20.00%	0.00%		Yes
Mortgage pass through security bonds	20.00%	0.00%		Yes
Total			100.00%	

Target Share of Portfolio per Investment Policy			Actual %	Actual \$
Range	Not Less Than	Not More Than		
1 to 7 days	5%	70%	8%	1,390,171
8 to 180 days	0%	30%	2%	368,783
181 to 360 days	0%	30%	5%	857,488
1 to 2 years	0%	40%	12%	2,176,254
2 to 3 years		40%	19%	3,332,199
3 to 4 years		30%	36%	6,332,663
4 to 5 years		30%	17%	3,024,340
Over 5 years		0%	0%	
Total				17,481,898

Cusip	NAME	RATE	GL ACT	SETTLEMENT DATE	NEXT COUPON DATE	MATURITY DATE	UNITS	PURCHASE PRICE	REMAINING DISCOUNT OR PREMIUM	BOOK VALUE	MARKET VALUE	UNREALIZED MARKET GAIN/LOSS
MUNICIPAL BONDS												
03667PFU1	1X AA2 MD Antelope Valley CA CCD	1.767%	10684	5/12/2022	8/1/2022	8/1/2025	250,000.00	239,267.50	(9,907.00)	240,093.00	238,482.50	(1,610.50)
072024WQ1	1X AA MD Bay Area CA Toll Auth	2.325%	10634	6/25/2020	10/1/2022	4/1/2025	100,000.00	104,958.00	2,833.00	102,833.00	97,536.00	(5,297.00)
13034PFY1	1X AA MD CA Housing Fin	2.875%	10661	9/27/2019	8/1/2022	2/1/2023	200,000.00	204,500.00	760.00	200,760.00	199,330.00	(1,430.00)
13048VNZ7	1X AA3 MD CA Muni Fin Auth	1.846%	10667	3/20/2020	12/1/2022	12/1/2024	250,000.00	251,000.00	-	250,000.00	242,257.50	(7,742.50)
157222JR3	1X AA2 MD Chabot-Los Positas CA CCD	1.080%	10683	4/29/2022	8/1/2022	8/1/2026	250,000.00	229,837.50	(18,977.00)	231,023.00	230,680.00	(343.00)
17131RAU0	1X AA MD Chula Vista CA	0.840%	10680	1/12/2022	12/1/2022	6/1/2026	500,000.00	482,500.00	(15,225.00)	484,775.00	453,835.00	(30,940.00)
22973PAE1	1X AA MD Cudahy Comm Dev	3.474%	10658	6/7/2019	10/1/2022	10/1/2023	250,000.00	262,500.00	3,760.00	253,760.00	249,730.00	(4,030.00)
255651KZ1	1X AA MD Dixon CA USD	0.953%	10674	2/4/2021	8/1/2022	8/1/2025	240,000.00	243,748.80	2,488.00	242,488.00	223,336.80	(19,151.20)
419791YR3	1X AA+ MD Hawaii Rev	5.100%	10663	11/20/2019	8/1/2022	2/1/2024	105,000.00	117,813.15	4,398.00	109,398.00	107,763.60	(1,634.40)
420507CL7	1X AA MD Hawthorne, CA	3.150%	10669	5/18/2020	8/1/2022	8/1/2024	300,000.00	319,500.00	9,105.00	309,105.00	294,987.00	(14,118.00)
428061ED3	1X AA MD Hesperia USD	1.474%	10670	7/30/2020	8/1/2022	2/1/2025	300,000.00	300,600.00	3,312.00	303,312.00	284,196.00	(19,116.00)
45656RCQ3	1X A1 DY Industry, CA	3.500%	10654	2/7/2020	2/1/2023	1/1/2025	250,000.00	269,235.00	9,185.00	259,185.00	251,395.00	(7,790.00)
45656RDW9	1X A1 DY Industry, CA	3.000%	10655	3/1/2018	2/1/2023	1/1/2023	150,000.00	147,637.00	(243.00)	149,757.00	149,947.50	190.50
53820AAD6	1X AA HS Livermore Park & Rec	1.005%	10678	8/12/2021	8/1/2022	2/1/2025	250,000.00	251,750.00	1,210.00	251,210.00	231,152.50	(20,057.50)
607802BZ7	1X AA MD Modesto CA WasteW	0.835%	10672	11/10/2020	11/1/2022	11/1/2024	250,000.00	251,810.00	970.00	250,970.00	237,832.50	(13,137.50)
624409BU1	1X AA MD Mountain View SD	2.340%	10659	7/2/2019	8/1/2022	8/1/2023	95,000.00	95,700.15	145.00	95,145.00	94,019.60	(1,125.40)
73208PBF7	1X AA- MD Pomona CA	4.000%	10671	10/29/2020	8/1/2022	8/1/2025	250,000.00	253,257.50	20,297.00	270,297.00	254,335.00	(15,962.00)
73208PBG5	1X AA- MD Pomona CA	2.474%	10682	2/8/2022	8/1/2022	8/1/2026	240,000.00	243,972.00	3,642.00	243,642.00	232,171.20	(11,470.80)
738850SZ0	1X AA+ MD Poway CA USD	2.309%	10679	10/28/2021	8/1/2022	8/1/2026	500,000.00	521,970.00	18,415.00	518,415.00	479,780.00	(38,635.00)
738855K38	1X AA+ MD Poway CA USD	1.092%	10675	5/28/2021	9/1/2022	9/1/2025	250,000.00	253,055.00	1,963.00	251,963.00	233,497.50	(18,465.50)
76913CBA6	1X A2 MD Riverside Cnty CA	2.863%	10677	6/25/2021	8/15/2022	2/15/2026	250,000.00	268,702.50	14,347.00	264,347.00	244,877.50	(19,469.50)
795036CL4	1X AA MD Salinas Valley Solid Waste	1.617%	10681	2/17/2022	8/1/2022	8/1/2025	250,000.00	249,902.50	-	250,000.00	239,557.50	(10,442.50)
797272QQ7	1x AAA MD San Diego CCD	2.199%	10673	1/13/2021	8/1/2022	8/1/2025	335,000.00	359,006.10	15,646.00	350,646.00	326,082.30	(24,563.70)
79717FAF4	1x AA2 MD San Fran City/Cnty PUC	0.843%	10676	6/8/2021	11/1/2022	11/1/2025	100,000.00	100,185.00	-	100,000.00	92,464.00	(7,536.00)
798170AG1	1x AA MD San Jose Red	2.958%	10660	8/1/2019	8/1/2022	8/1/2024	135,000.00	139,430.70	1,730.00	136,730.00	133,859.25	(2,870.75)
79876CBU1	1x AA- MD San Marcos Red	2.750%	10664	11/27/2019	10/1/2022	10/1/2024	100,000.00	102,977.00	1,313.00	101,313.00	98,284.00	(3,029.00)
801181CY2	1x AA2 MD Santa Ana Coll Imp Dist	0.744%	10685	5/12/2022	8/1/2022	8/1/2025	250,000.00	231,482.50	(17,092.00)	232,908.00	232,205.00	(703.00)
80218YAH8	1x A+ MD Santa Fe Springs Dev	2.250%	10665	12/4/2019	9/1/2022	9/1/2024	200,000.00	201,794.00	770.00	200,770.00	194,964.00	(5,806.00)
84247PHZ7	1x AA- MD So Cal Public Power Auth	3.608%	10668	4/27/2020	2/1/2023	7/1/2024	250,000.00	272,325.00	10,175.00	260,175.00	251,452.50	(8,722.50)
913366HY9	1x AA3 MD UC Regents	2.259%	10662	10/3/2019	11/15/2022	5/15/2024	250,000.00	254,277.50	1,557.00	251,557.00	244,920.00	(6,637.00)
928346NB7	1X AA2 HS Vista CA	5.000%	10666	3/17/2020	8/1/2022	8/1/2022	265,000.00	287,631.00	6,971.00	271,971.00	265,000.00	(6,971.00)
Sub-Total Municipal Bonds							7,365,000.00	7,512,325.40	73,548.00	7,438,548.00	7,109,931.25	(328,616.75)
CORPORATE SECURITIES												
002824BF6	n/a A2 MD Abbott Labs	3.750%	10768	10/28/2021	11/30/2022	11/30/2026	250,000.00	278,500.00	24,225.00	274,225.00	256,635.00	(17,590.00)
023135BN5	n/a AA- MD Amazon.com	5.200%	10758	2/26/2021	12/3/2022	12/3/2025	250,000.00	299,915.00	35,210.00	285,210.00	264,937.50	(20,272.50)
06051GFB0	n/a A2 MD Bank of America	4.125%	10749	6/11/2019	2/22/2023	1/22/2024	250,000.00	266,250.00	4,470.00	254,470.00	253,575.00	(895.00)
06406RAQ0	n/a AA MD Bank of NY Mellon	0.750%	10756	2/8/2021	2/28/2023	1/28/2026	250,000.00	251,500.00	744.00	250,744.00	228,395.00	(22,349.00)
072863AG8	n/a AA- MD Baylor Scott & White	0.827%	10757	2/8/2021	11/15/2022	11/15/2025	300,000.00	302,400.00	1,950.00	301,950.00	276,627.00	(25,323.00)
14913R2K2	n/a A2 MD Caterpillar Financial	0.900%	10762	3/22/2021	9/2/2022	3/2/2026	250,000.00	247,500.00	(1,940.00)	248,060.00	231,730.00	(16,330.00)
166764BD1	n/a AA2 MD Chevron Corp	3.326%	10765	4/9/2021	2/17/2023	1/17/2025	250,000.00	274,817.50	17,856.00	267,856.00	250,760.00	(17,096.00)
26442CAS3	n/a AA3 MD Duke Energy	2.950%	10767	10/28/2021	12/1/2022	12/1/2026	250,000.00	268,125.00	15,380.00	265,380.00	245,665.00	(19,715.00)
30231GBH4	n/a AA1 MD Exxon Mobil Corp	2.992%	10754	8/3/2020	9/19/2022	3/19/2025	250,000.00	276,950.00	15,310.00	265,310.00	248,935.00	(16,375.00)
46625HRS1	n/a A2 MD JP Morgan Chase	3.200%	10766	8/19/2021	12/15/2022	6/15/2026	250,000.00	273,950.00	18,970.00	268,970.00	246,830.00	(22,140.00)
53961LAA7	n/a AA- MD LISC RP	1.000%	10755	11/27/2020	11/15/2022	11/15/2025	270,000.00	270,000.00	-	270,000.00	248,329.80	(21,670.20)
743315AY9	n/a A2 MD Progressive Corp	2.500%	10771	4/7/2022	9/15/2022	3/15/2027	250,000.00	244,275.00	(5,345.00)	244,655.00	240,485.00	(4,170.00)
808513AM7	n/a A2 MD Charles Schwab	3.450%	10769	12/23/2021	8/13/2022	2/13/2026	250,000.00	270,212.50	17,377.00	267,377.00	251,915.00	(15,462.00)
85747AT0	n/a A1 MD State Street Corp	3.550%	10761	3/22/2021	8/18/2022	8/18/2025	200,000.00	221,700.00	15,220.00	215,220.00	201,196.00	(14,024.00)
87612EBE5	n/a A2 HS Target Corp	2.500%	10763	4/9/2021	10/15/2022	4/15/2026	250,000.00	268,175.00	13,295.00	263,295.00	244,830.00	(18,465.00)
89236TGX7	n/a A1 MD Toyota Motor Credit	3.000%	10760	3/22/2021	10/1/2022	4/1/2025	200,000.00	215,900.00	10,540.00	210,540.00	198,394.00	(12,146.00)
89788JAA7	n/a A2 MD Truist Bank	1.500%	10752	3/17/2020	9/10/2022	3/10/2025	175,000.00	170,870.00	(2,100.00)	172,900.00	166,348.00	(6,552.00)
90476AU1	n/a A1 MD Unilever Capital	2.000%	10770	12/23/2021	2/28/2023	7/28/2026	250,000.00	257,500.00	6,520.00	256,520.00	239,307.50	(17,212.50)
92826CAD4	n/a AA3 HS Visa Inc.	3.150%	10764	4/9/2021	12/14/2022	12/14/2025	250,000.00	275,000.00	17,800.00	267,800.00	249,870.00	(17,930.00)
Sub-Total Corporate Securities							4,645,000.00	4,933,540.00	205,482.00	4,850,482.00	4,544,764.80	(305,717.20)
NEGOTIABLE CERTIFICATES OF DEPOSIT												
01748DBA3	n/a CD MD Allegiance Bank	2.600%	10860	2/7/2018	8/7/2022	2/7/2023	250,000.00	250,000.00	-	250,000.00	249,044.50	(955.50)
07371CK65	n/a CD MD Beal Bank	2.000%	10875	3/9/2022	9/3/2022	3/3/2027	247,000.00	247,000.00	-	247,000.00	239,079.05	(7,920.95)
17312Q3K3	n/a CD MD Citibank	2.900%	10865	3/20/2019	9/20/2022	3/20/2024	200,000.00	200,000.00	-	200,000.00	198,439.38	(1,560.62)
20825WAX8	n/a CD MD Connexus CU	3.100%	10877	5/26/2022	8/26/2022	5/26/2027	250,000.00	250,000.00	-	250,000.00	254,302.51	4,302.51
33715LCB4	n/a CD MD First Tech CU	3.400%	10869	10/31/2019	8/17/2022	8/17/2023	150,000.00	156,864.00	1,749.00	151,749.00	149,518.78	(2,230.22)
38149MXK4	n/a CD MD Goldman Sachs Bank	1.000%	10872	7/28/2021	8/28/2022	7/28/2026	250,000.00	250,000.00	-	250,000.00	232,944.84	(17,055.16)
39573LBV9	n/a CD MD Greenstate CU	0.950%	10874	8/18/2021	8/18/2022	8/18/2026	250,000.00	250,000.00	-	250,000.00	232,244.17	(17,755.83)
48115LAE4	n/a CD MD Jovia FCU	2.850%	10878	6/7/2022	8/7/2022	6/7/2024	250,000.00	250,000.00	-	250,000.00	248,209.00	(1,791.00)
499724AG7	n/a CD MD Knoxville TVA CU	3.400%	10864	12/28/2018	8/28/2022	12/28/2023	150,000.00	150,000.00	-	150,000.00	149,746.15	(253.85)
50625LBJ1	n/a CD MD Lafayette Federal CU	3.250%	10876	5/25/2022	8/25/2022	5/25/2027	250,000.00	250,000.00	-	250,000.00	256,015.75	6,015.75
61760AD71	n/a CD MD Morgan Stanley Bnk	2.600%	10866	5/30/2019	11/30/2022	5/30/2024	200,000.00	200,000.00	-	200,000.00	197,849.47	(2,150.53)
62384RAF3	n/a CD MD Mountain America	3.000%	10861	3/27/2018	8/15/2022	3/27/2023						

**Town of Looms
Transaction Ledger
7/01/22 to 7/31/22**

<u>Trans Date</u>	<u>Quantity</u>	<u>Description</u>	<u>Price</u>	<u>Amount Int Purch/Sold</u>	<u>Premium/Gain (Discount)/(Loss)</u>
7/1/2022 Interest Received	4,375.00	Industry CA 3.5% due 1/01/25	1.000	4,375.00	4,375.00
7/1/2022 Interest Received	2,250.00	Industry CA 3.0% due 1/01/23	1.000	2,250.00	2,250.00
7/1/2022 Interest Received	4,510.00	So Cal Energy 3.608% due 7/01/24	1.000	4,510.00	4,510.00
7/1/2022 Interest Received	195.21	Greenstate CU 0.95% due 8/18/26	1.000	195.21	195.21
7/1/2022 Interest Received	419.18	Knoxville TVA CU 3.4% due 12/28/23	1.000	419.18	419.18
7/2/2022 Interest Received	38.79	Federated Govt Oblig Fund 0.01% floating 7 day	1.000	38.79	38.79
7/7/2022 Interest Received	585.62	Jovia Federal Credit Union 2.85% due 6/07/24	1.000	585.62 -	585.62
7/7/2022 Interest Received	534.25	Allegiance Bank 2.6% due 02/07/23	1.000	534.25	534.25
7/8/2022 Interest Received	1,239.73	Sallie Mae Bank 1.0% due 07/08/26	1.000	1,239.73	1,239.73
7/11/2022 Interest Received	195.21	UBS Bank 0.95% due 8/11/26	1.000	195.21 -	195.21
7/15/2022 Interest Received	616.44	Mountain America FCU 3.0% due 3/27/23	1.000	616.44	616.44
7/18/2022 Interest Received	419.18	First Technology FCU 3.4% due 8/17/23	1.000	419.18	419.18
7/18/2022 Interest Received	400.68	Wells Fargo 1.95% due 10/18/24	1.000	400.68	400.68
7/22/2022 Interest Received	5,156.25	Bank of America 4.125% due 1/22/24	1.000	5,156.25	5,156.25
7/25/2022	667.81	Lafayette FCU	1.000	667.81	667.81

Interest Received		3.25% due 5/25/27			
7/28/2022	937.50	Bank of New York Mellon	1.000	937.50	937.50
Interest Received		0.75% due 1/28/26			
7/28/2022	1,239.73	Goldman Sachs Bank	1.000	1,239.73	1,239.73
Interest Received		1.0% due 7/28/26			
7/28/2022	2,500.00	Unilever Cap Corp	1.000	2,500.00	2,500.00
Interest Received		2.0% due 7/28/26			
Local Agency Investment Fund					
7/15/2022	1,255.26	Local Agency Investment Fund	1.000	1,255.26	1,255.26
Interest		Quarterly Interest			
7/19/2022	150,000.00	To Wells Fargo Checking	1.000	150,000.00	150,000.00
Transfer		from Local Agency Inv Fund			
7/22/2022	800,000.00	From Wells Fargo Checking	1.000	800,000.00	800,000.00
Transfer		to Local Agency Inv Fund			