



## Treasurer's Report November 8, 2022

**TO:** Honorable Mayor and Members of the Town Council  
**FROM:** Roger Carroll, Treasurer/Finance Officer  
**DATE:** October 26, 2022  
**RE:** Monthly Treasurer's Report

### **Recommendation:**

Receive and file.

### **Issue Statement and Discussion:**

California Government Code and Town Municipal Code require monthly Treasurer's reports. The reports attached are as follows:

- Investment Policy Compliance Report - lists the types of investments allowable by the State and the Town and whether our investments comply.
- Quality Analysis Report - groups the investments by Moody Rating Group.
- Transaction Ledger Report – shows the purchases, sales, interest payments and redemptions during the report period.

### **Other Information**

#### **Compliance with Investment Policy:**

The Town's portfolio is in compliance with our investment policy.

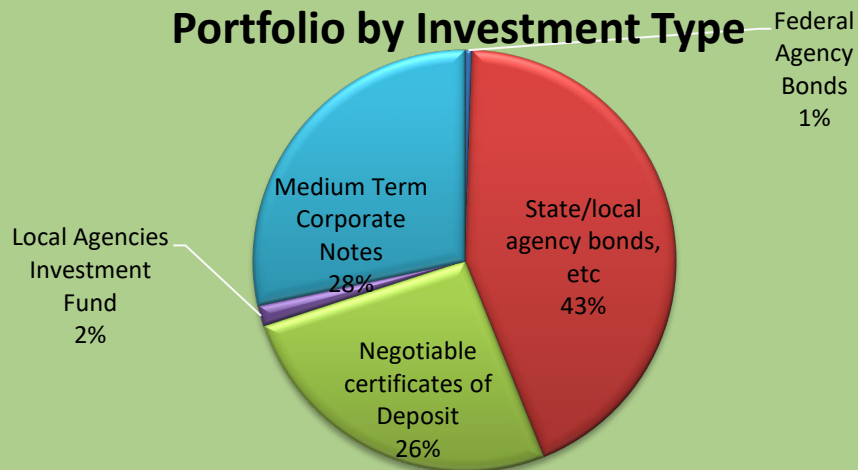
#### **Other Information**

Benchmarks as of October 26, 2022:

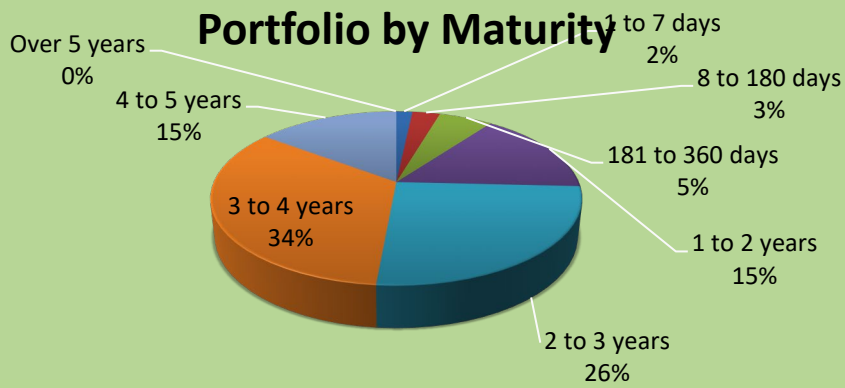
Federal Lending Rate:	2.250%
Two Year T-Bill Rate:	4.390%
LAIF daily Rate	1.800%

Town of Loomis Weighted Average Rate, excluding LAIF investments: 2.34%  
Average Maturity is 2.71 years.

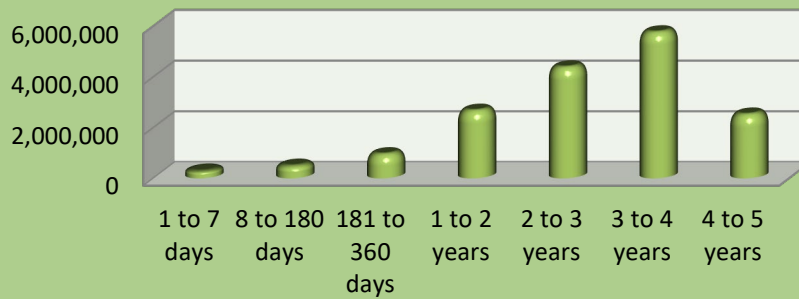
## Portfolio by Investment Type



## Portfolio by Maturity



## Portfolio by Maturity



**Strategy:**

The Treasurer's current practice is:

- World tensions and climbing inflation have created rate volatility. The Federal Reserve Board raised the overnight lending rate another .75% in September and may again. Such announcements cause the markets to price those increases into current investments. The LAIF rate is currently at 1.80%. Where possible and when prudent, we will liquidate investments to capture gains and purchase only higher rated investments.

**CEQA Requirements**

CEQA does not apply to financial reporting.

**Financial and/or Policy Implications:**

None.

**Attachments:**

- A. Investment Policy Compliance Report
- B. Quality Analysis Report
- C. Transaction Ledger Report

**Town of Loomis**  
**Investment Policy Compliance**  
**with Government Code Standards, and the Town of Loomis Investment Plan Standards**  
**As of October 26, 2022**

**Current Portfolio Balance: \$ 17,056,736**

Ca Government Code Section 53601	Govt Code Maximum %	Loomis Maximum %	Loomis Actual %	Complies
Bonds issued by Loomis		5.00%		Yes
Federal Treasury notes, bonds, bills	100.00%	100.00%		Yes
State/local agency bonds, etc	100.00%	50.00%	43.37%	Yes
Local agency bonds, etc	100.00%	50.00%		Yes
Federal Agency Bonds	100.00%	100.00%	0.53%	Yes
Bankers Acceptances	40.00%	40.00%		Yes
Commercial Paper	30.00%	15.00%		Yes
Negotiable certificates of Deposit	30.00%	30.00%	26.08%	Yes
Repurchase Agreements	20.00%	20.00%		Yes
Reverse Repurchase Agreements	20.00%	20.00%		Yes
Local Agencies Investment Fund		100.00%	1.63%	Yes
Time Deposits	30.00%	25.00%	0.04%	Yes
Medium Term Corporate Notes	30.00%	30.00%	28.35%	Yes
Shares of Beneficial Interest	20.00%	0.00%		Yes
Mortgage pass through security bonds	20.00%	0.00%		Yes
<b>Total</b>			100.00%	

Target Share of Portfolio per Investment Policy			Actual %	Actual \$
Range	Not Less Than	Not More Than		
1 to 7 days	5%	70%	2%	285,361
8 to 180 days	0%	30%	3%	491,207
181 to 360 days	0%	30%	6%	949,761
1 to 2 years	0%	40%	16%	2,668,721
2 to 3 years		40%	26%	4,379,946
3 to 4 years		30%	34%	5,764,097
4 to 5 years		30%	15%	2,517,643
Over 5 years		0%	0%	
<b>Total</b>				17,056,736

Town of Loomis  
Quality Analysis Report

10/31/2022			NEXT	MATURITY		BOOK	MARKET	UNREALIZED
Cusip	NAME	RATE	COUPON	DATE	UNITS	VALUE	VALUE	MARKET
								GAIN/LOSS
<b>MUNICIPAL BONDS</b>								
03667PFU1	AA2 Antelope Valley CA CCD	1.767%	2/1/2023	8/1/2025	250,000.00	240,918.00	230,555.00	(10,363.00)
072024WQ1	AA Bay Area CA Toll Auth	2.325%	10/1/2022	4/1/2025	100,000.00	102,578.00	94,333.00	(8,245.00)
13034PYN1	AA CA Housing Fin	2.875%	2/1/2023	11/1/2022	200,000.00	200,430.00	199,970.00	(460.00)
13048VNZ7	AA3 CA Muni Fin Auth	1.846%	12/1/2022	12/1/2024	250,000.00	250,000.00	235,875.00	(14,125.00)
15722TJR3	AA2 Chabot-Los Positas CA CCD	1.080%	2/1/2023	8/1/2026	250,000.00	232,208.00	218,050.00	(14,158.00)
17131RAU0	AA Chula Vista CA	0.840%	12/1/2022	6/1/2026	500,000.00	485,750.00	429,875.00	(55,875.00)
22973PAE1	AA Cudahy Comm Dev	3.474%	10/1/2022	10/1/2023	250,000.00	253,070.00	246,017.50	(7,052.50)
255651KZ1	AA Dixon CA USD	0.953%	2/1/2023	8/1/2025	240,000.00	242,278.00	215,680.80	(26,597.20)
419791YR3	AA+ Hawaii Rev	5.100%	2/1/2023	2/1/2024	105,000.00	108,633.00	105,590.10	(3,042.90)
420507CL7	AA Hawthorne, CA	3.150%	2/1/2023	8/1/2024	300,000.00	307,950.00	290,667.00	(17,283.00)
428061ED3	AA Hesperia USD	1.474%	2/1/2023	2/1/2025	300,000.00	302,976.00	275,259.00	(27,717.00)
45656RCQ3	A1 Industry, CA	3.500%	1/1/2023	1/1/2025	250,000.00	258,180.00	243,952.50	(14,227.50)
45656RDW9	A1 Industry, CA	3.000%	1/1/2023	1/1/2023	150,000.00	149,877.00	149,676.00	(201.00)
53820AAD6	AA Livermore Park & Rec	1.005%	2/1/2023	2/1/2025	250,000.00	251,075.00	227,912.50	(23,162.50)
607802BZ7	AA Modesto CA WasteW	0.835%	11/1/2022	11/1/2024	250,000.00	250,850.00	231,617.50	(19,232.50)
624409BU1	AA Mountain View SD	2.340%	2/1/2023	8/1/2023	95,000.00	95,100.00	93,054.40	(2,045.60)
73208PBF7	AA- Pomona CA	4.000%	2/1/2023	8/1/2025	250,000.00	268,647.00	243,437.50	(25,209.50)
73208PBG5	AA- Pomona CA	2.474%	2/1/2023	8/1/2026	240,000.00	243,477.00	219,463.20	(24,013.80)
738850S20	AA+ Poway CA USD	2.309%	2/1/2023	8/1/2026	500,000.00	517,230.00	455,800.00	(61,430.00)
738855K38	AA+ Poway CA USD	1.092%	3/1/2023	9/1/2025	250,000.00	251,729.00	225,150.00	(26,579.00)
76913CBA6	A2 Riverside Cnty CA	2.863%	2/15/2023	2/15/2026	250,000.00	263,342.00	231,455.00	(31,887.00)
795036CL4	AA Salinas Valley Solid Waste	1.617%	2/1/2023	8/1/2025	250,000.00	250,000.00	230,085.00	(19,915.00)
797272Q07	AAA San Diego CCD	2.199%	2/1/2023	8/1/2025	335,000.00	349,326.00	312,233.40	(37,092.60)
79730WBQ2	AA San Diego Red	3.375%	3/1/2023	9/1/2027	250,000.00	238,438.00	231,337.50	(7,100.50)
79771FAF4	AA2 San Fran City/Cnty PUC	0.843%	11/1/2022	11/1/2025	100,000.00	100,000.00	89,143.00	(10,857.00)
798170AG1	AA San Jose Red	2.958%	2/1/2023	8/1/2024	135,000.00	136,505.00	130,770.45	(5,734.55)
79876CBU1	AA- San Marcos Red	2.750%	10/1/2022	10/1/2024	100,000.00	101,157.00	95,663.00	(5,494.00)
801181CY2	AA2 Santa Ana Coll Imp Dist	0.744%	2/1/2023	8/1/2025	250,000.00	234,333.00	223,635.00	(10,698.00)
80218YAH8	A+ Santa Fe Springs Dev	2.250%	3/1/2023	9/1/2024	200,000.00	200,674.00	190,122.00	(10,552.00)
84247PHZ7	AA- So Cal Public Power Auth	3.608%	1/1/2023	7/1/2024	250,000.00	258,825.00	245,652.50	(13,172.50)
913366HY9	AA3 UC Regents	2.259%	11/15/2022	5/15/2024	250,000.00	251,317.00	240,757.50	(10,559.50)
<b>Sub-Total Municipal Bonds</b>					<b>7,350,000.00</b>	<b>7,396,873.00</b>	<b>6,852,790.35</b>	<b>(544,082.65)</b>
<b>CORPORATE SECURITIES</b>								
002824BF6	A2 Abott Labs	3.750%	11/30/2022	11/30/2026	250,000.00	272,800.00	240,210.00	(32,590.00)
023135BN5	AA- Amazon.com	5.200%	12/3/2022	12/3/2025	250,000.00	282,615.00	253,875.00	(28,740.00)
06051GFB0	A2 Bank of America	4.125%	2/22/2023	1/22/2024	250,000.00	253,540.00	247,442.50	(6,097.50)
06406RAQ0	AA Bank of NY Mellon	0.750%	2/28/2023	1/28/2026	250,000.00	250,618.00	218,127.50	(32,490.50)
072863AG8	AA- Baylor Scott & White	0.827%	11/15/2022	11/15/2025	300,000.00	301,875.00	261,144.00	(40,731.00)
14913R2K2	A2 Caterpillar Financial	0.900%	3/2/2023	3/2/2026	250,000.00	248,165.00	218,582.50	(29,582.50)
166764BD1	AA2 Chevron Corp	3.326%	1/17/2023	1/17/2025	250,000.00	266,551.00	239,050.00	(27,501.00)
26442CAS3	AA3 Duke Energy	2.950%	12/1/2022	12/1/2026	250,000.00	264,465.00	230,285.00	(34,180.00)
30231GBH4	AA1 Exxon Mobil Corp	2.992%	3/19/2023	3/19/2025	250,000.00	263,855.00	239,195.00	(24,660.00)
46625HRS1	A2 JP Morgan Chase	3.200%	12/15/2022	6/15/2026	250,000.00	267,725.00	230,315.00	(37,410.00)
53961LAA7	AA- LISC RP	1.000%	11/15/2022	11/15/2025	270,000.00	270,000.00	235,269.90	(34,730.10)
743315AY9	A2 Progressive Corp	2.500%	3/15/2023	3/15/2027	250,000.00	244,940.00	222,800.00	(22,140.00)
808513AM7	A2 Charles Schwab	3.450%	2/13/2023	2/13/2026	250,000.00	266,162.00	237,485.00	(28,677.00)
857477AT0	A1 State Street Corp	3.550%	2/18/2023	8/18/2025	200,000.00	214,005.00	191,720.00	(22,285.00)
87612EBE5	A2 Target Corp	2.500%	10/15/2022	4/15/2026	250,000.00	262,380.00	230,990.00	(31,390.00)
89236TGX7	A1 Toyota Motor Credit	3.000%	10/1/2022	4/1/2025	200,000.00	209,535.00	190,244.00	(19,291.00)
89788JAA7	A2 Truist Bank	1.500%	3/10/2023	3/10/2025	175,000.00	173,110.00	160,030.50	(13,079.50)
904764AU1	A1 Unilever Capital	2.000%	1/28/2023	7/28/2026	250,000.00	256,100.00	224,745.00	(31,355.00)
92826CAD4	AA3 Visa Inc.	3.150%	12/14/2022	12/14/2025	250,000.00	266,450.00	237,370.00	(29,080.00)
<b>Sub-Total Corporate Securities</b>					<b>4,645,000.00</b>	<b>4,834,891.00</b>	<b>4,308,880.90</b>	<b>(526,010.10)</b>
<b>NEGOTIABLE CERTIFICATES OF DEPOSIT</b>								
01748DBA3	CD Allegiance Bank	2.600%	11/7/2022	2/7/2023	250,000.00	250,000.00	248,712.04	(1,287.96)
07371CK65	CD Beal Bank	2.000%	3/3/2023	3/3/2027	247,000.00	247,000.00	223,629.64	(23,370.36)
17312Q3K3	CD Citibank	2.900%	3/20/2023	3/20/2024	200,000.00	200,000.00	193,724.81	(6,275.19)
20825WAX8	CD Connexus CU	3.100%	11/26/2022	5/26/2027	250,000.00	250,000.00	236,927.08	(13,072.92)
254673Q41	CD Discover Bank	3.400%	2/16/2023	8/16/2027	250,000.00	250,000.00	239,798.24	(10,201.76)
33715LCB4	CD First Tech CU	3.400%	11/17/2022	8/17/2023	150,000.00	151,284.00	147,771.23	(3,512.77)
38149MKX4	CD Goldman Sachs Bank	1.000%	1/28/2023	7/28/2026	250,000.00	250,000.00	220,137.22	(29,862.78)
39573LBV9	CD Greenstate CU	0.950%	11/18/2022	8/18/2026	250,000.00	250,000.00	218,917.06	(31,082.94)
48115LAE4	CD Jovia FCU	2.850%	11/7/2022	6/7/2024	250,000.00	250,000.00	241,270.81	(8,729.19)
499724AG7	CD Knoxville TVA CU	3.400%	11/28/2022	12/28/2023	150,000.00	150,000.00	146,785.73	(3,214.27)
50625LBJ1	CD Lafayette Federal CU	3.250%	11/25/2022	5/25/2027	250,000.00	250,000.00	238,427.76	(11,572.24)
61760AD71	CD Morgan Stanley Bnk	2.800%	11/30/2022	5/30/2024	200,000.00	200,000.00	192,535.27	(7,464.73)
62384RAF3	CD Mountain America	3.000%	11/15/2022	3/27/2023	250,000.00	250,000.00	247,870.25	(2,129.75)
7954506Y6	CD Sallie Mae Bank	1.000%	1/8/2023	7/8/2026	250,000.00	250,000.00	220,322.88	(29,677.12)
856285Y4	CD State Bnk India NY	0.950%	12/10/2022	6/10/2026	250,000.00	250,000.00	220,363.83	(29,636.17)
87164WP93	CD Synchrony Bank	3.400%	2/12/2023	8/12/2027	250,000.00	250,000.00	239,818.57	(10,181.43)
89235MNN7	CD Toyota Financial Svg Bnk	3.450%	2/18/2023	8/18/2027	250,000.00	250,000.00	240,332.69	(9,667.31)
90348JR93	CD UBS Bank	0.950%	11/11/2022	8/11/2026	250,000.00	250,000.00	219,060.11	(30,939.89)
949763M78	CD Wells Fargo	1.950%	11/18/2022	10/18/2024	250,000.00	250,120.00	235,981.50	(14,138.50)
<b>Sub-Total Negotiable Certificates of Deposit</b>					<b>4,447,000.00</b>	<b>4,448,404.00</b>	<b>4,172,386.72</b>	<b>(276,013.28)</b>
<b>Total Investments</b>					<b>16,442,000.00</b>	<b>16,680,168.00</b>	<b>15,334,057.97</b>	<b>(1,346,110.03)</b>
<b>Accrued Interest on investments</b>					91,207.11	91,207.11	91,207.11	
<b>Balance on account with LAIF</b>					278,058.53	278,058.53	278,058.53	
<b>Balance on account with Money market</b>					7,302.41	7,302.41	7,302.41	
<b>Total Portfolio</b>					<b>16,818,568.05</b>	<b>17,056,736.05</b>	<b>15,710,626.02</b>	

**Town of Looms**  
**Transaction Ledger**  
**10/01/22 to 10/31/22**

<u>Trans Date</u>	<u>Quantity</u>	<u>Description</u>	<u>Price</u>	<u>Amount</u> <u>Int Purch/Sold</u>	<u>Premium/Gain</u> <u>(Discount)/(Loss)</u>
10/3/2022 Interest Received	1,162.50	Bay Area Toll Auth 2.325% due 4/01/25	1.000	1,162.50	1,162.50
10/3/2022 Interest Received	4,342.50	Cudahy, CA 3.474% due 10/01/23	1.000	4,342.50	4,342.50
10/3/2022 Interest Received	195.21	Greenstate CU 0.95% due 8/18/26	1.000	195.21	195.21
10/3/2022 Interest Received	419.18	Knoxville TVA CU 3.4% due 12/28/23	1.000	419.18	419.18
10/3/2022 Interest Received	1,375.00	San Marcos CA 2.75% due 10/01/24	1.000	1,375.00	1,375.00
10/3/2022 Interest Received	3,000.00	Toyota Motor Cr 3.0% due 4/01/25	1.000	3,000.00	3,000.00
10/4/2022 Interest Received	28.82	Federated Govt Oblig Fund 0.01% floating 7 day	1.000	28.82	28.82
10/5/2022 Transfer	203,738.39	From Wells Fargo to Bank of New York/Mellon	1.000	203,738.39	203,738.39
10/6/2022 Bond purchased	250,000.00	San Diego CA 3.75% due 9/01/27	0.953	238,192.50 820.31	238,192.50
10/7/2022 Interest Received	585.62	Jovia Federal Credit Union 2.85% due 6/07/24	1.000	585.62 -	585.62
10/7/2022 Interest Received	534.25	Allegiance Bank 2.6% due 02/07/23	1.000	534.25	534.25
10/11/2022 Interest Received	195.21	UBS Bank 0.95% due 8/11/26	1.000	195.21 -	195.21
10/17/2022 Interest Received	616.44	Mountain America FCU 3.0% due 3/27/23	1.000	616.44	616.44
9/15/2022 Interest Received	3,229.17	Progressive Corp 2.5% due 3/15/27	1.000	3,229.17	3,229.17
10/17/2022	3,125.00	Target Corp	1.000	3,125.00	3,125.00

Interest Received		2.5% due 4/15/26			
10/17/2022	419.18	First Technology FCU	1.000	419.18	419.18
Interest Received		3.4% due 8/17/23			
10/17/2022	400.68	Wells Fargo	1.000	400.68	400.68
Interest Received		1.95% due 10/18/24			
9/20/2022	2,923.84	Citibank	1.000	2,923.84	2,923.84
Interest Received		2.9% due 3/20/24			
10/25/2022	667.81	Lafayette FCU	1.000	667.81	667.81
Interest Received		3.25% due 5/25/27			
10/31/2022	658.22	Connexus CU	1.000	658.22	658.22
Interest Received		3.1% due 5/27/27			
<b>Local Agency Investment Fund</b>					
10/4/2022	200,000.00	To Wells Fargo Checking	1.000	200,000.00	200,000.00
Transfer		from Local Agency Inv Fund			
10/6/2022	100,000.00	To Wells Fargo Checking	1.000	100,000.00	100,000.00
Transfer		from Local Agency Inv Fund			
10/18/2022	500,000.00	To Wells Fargo Checking	1.000	500,000.00	500,000.00
Transfer		from Local Agency Inv Fund			