



## Treasurer's Report January 10, 2023

---

**TO:** Honorable Mayor and Members of the Town Council  
**FROM:** Roger Carroll, Treasurer/Finance Officer  
**DATE:** December 30, 2022  
**RE:** Monthly Treasurer's Report

---

### **Recommendation:**

Receive and file.

### **Issue Statement and Discussion:**

California Government Code and Town Municipal Code require monthly Treasurer's reports. The reports attached are as follows:

- Investment Policy Compliance Report - lists the types of investments allowable by the State and the Town and whether our investments comply.
- Quality Analysis Report - groups the investments by Moody Rating Group.
- Transaction Ledger Report – shows the purchases, sales, interest payments and redemptions during the report period.

### **Other Information**

#### **Compliance with Investment Policy:**

The Town's portfolio is in compliance with our investment policy.

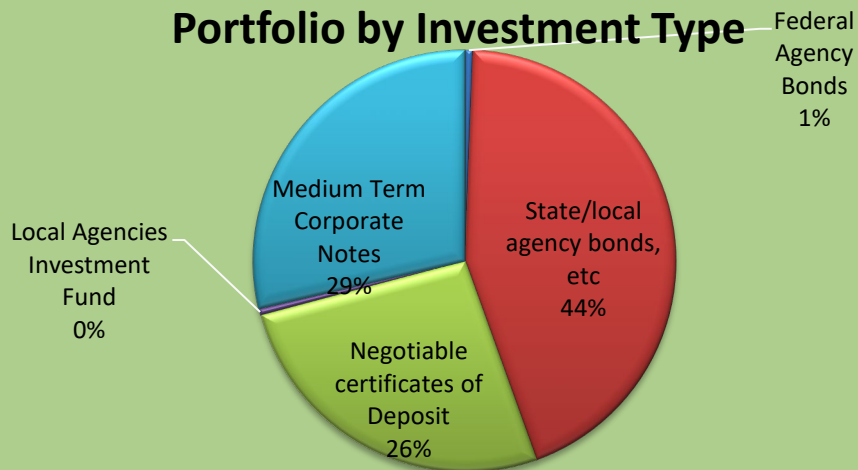
#### **Other Information**

Benchmarks as of December 31, 2022:

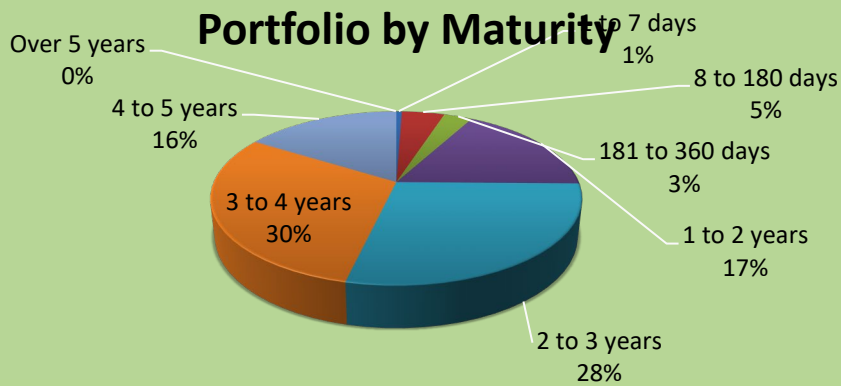
Federal Lending Rate:	4.500%
Two Year T-Bill Rate:	4.410%
LAIF daily Rate	2.230%

Town of Loomis Weighted Average Rate, excluding LAIF investments: 2.33%  
Average Maturity is 2.61 years.

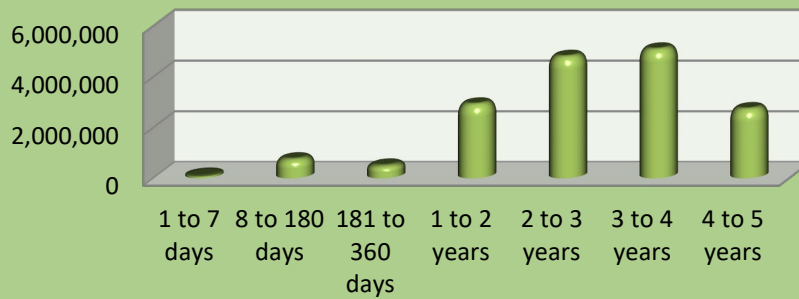
## Portfolio by Investment Type



## Portfolio by Maturity



## Portfolio by Maturity



**Strategy:**

The Treasurer's current practice is:

- World tensions and climbing inflation have created rate volatility. The Federal Reserve Board raised the overnight lending rate another .50% in December and plans on more increases, but perhaps at lower increments. Such announcements cause the markets to price those increases into current investments. The LAIF rate is currently at 2.06%. As investments mature, we evaluate cash flow needs and reinvest the remainder.

**CEQA Requirements**

CEQA does not apply to financial reporting.

**Financial and/or Policy Implications:**

None.

**Attachments:**

- A. Investment Policy Compliance Report
- B. Quality Analysis Report
- C. Transaction Ledger Report

**Town of Loomis**  
**Investment Policy Compliance**  
**with Government Code Standards, and the Town of Loomis Investment Plan Standards**  
**As of December 31, 2022**

**Current Portfolio Balance: \$ 16,636,609**

Ca Government Code Section 53601	Govt Code Maximum %	Loomis Maximum %	Loomis Actual %	Complies
Bonds issued by Loomis		5.00%		Yes
Federal Treasury notes, bonds, bills	100.00%	100.00%		Yes
State/local agency bonds, etc	100.00%	50.00%	44.53%	Yes
Local agency bonds, etc	100.00%	50.00%		Yes
Federal Agency Bonds	100.00%	100.00%	0.62%	Yes
Bankers Acceptances	40.00%	40.00%		Yes
Commercial Paper	30.00%	15.00%		Yes
Negotiable certificates of Deposit	30.00%	30.00%	25.83%	Yes
Repurchase Agreements	20.00%	20.00%		Yes
Reverse Repurchase Agreements	20.00%	20.00%		Yes
Local Agencies Investment Fund		100.00%	0.00%	Yes
Time Deposits	30.00%	25.00%	0.01%	Yes
Medium Term Corporate Notes	30.00%	30.00%	29.00%	Yes
Shares of Beneficial Interest	20.00%	0.00%		Yes
Mortgage pass through security bonds	20.00%	0.00%		Yes
<b>Total</b>			100.00%	

Target Share of Portfolio per Investment Policy			Actual %	Actual \$
Range	Not Less Than	Not More Than		
1 to 7 days	5%	70%	0%	2,781
8 to 180 days	0%	30%	4%	603,297
181 to 360 days	0%	30%	4%	648,611
1 to 2 years	0%	40%	18%	3,016,183
2 to 3 years		40%	31%	5,092,246
3 to 4 years		30%	31%	5,076,188
4 to 5 years		30%	13%	2,197,303
Over 5 years		0%	0%	
<b>Total</b>				16,636,609

Town of Loomis  
Quality Analysis Report

12/31/2022							REMAINING			UNREALIZED
Cusip	NAME	RATE	NEXT COUPON	MATURITY DATE	UNITS		DISCOUNT OR PREMIUM	BOOK VALUE	MARKET VALUE	MARKET GAIN/LOSS
<b>MUNICIPAL BONDS</b>										
03667PFU1	AA2 Antelope Valley CA CCD	1.767%	2/1/2023	8/1/2025	250,000.00		(8,532.00)	241,468.00	232,240.00	(9,228.00)
072024WQ1	AA Bay Area CA Toll Auth	2.325%	4/1/2023	4/1/2025	100,000.00		2,408.00	102,408.00	95,515.00	(6,893.00)
13048VNZ7	AA3 CA Muni Fin Auth	1.846%	6/1/2023	12/1/2024	250,000.00		-	250,000.00	238,037.50	(11,962.50)
15722TJR3	AA2 Chabot-Los Positas CA CCD	1.080%	2/1/2023	8/1/2026	250,000.00		(17,002.00)	232,998.00	219,552.50	(13,445.50)
17131RAU0	AA Chula Vista CA	0.840%	6/1/2023	6/1/2026	500,000.00		(13,600.00)	486,400.00	434,635.00	(51,765.00)
22973PAE1	AA Cudahy Comm Dev	3.474%	4/1/2023	10/1/2023	250,000.00		2,610.00	252,610.00	247,007.50	(5,602.50)
255651KZ1	AA Dixon CA USD	0.953%	2/1/2023	8/1/2025	240,000.00		2,138.00	242,138.00	217,874.40	(24,263.60)
419791YR3	AA+ Hawaii Rev	5.100%	2/1/2023	2/1/2024	105,000.00		3,123.00	108,123.00	105,618.45	(2,504.55)
420507CL7	AA Hawthorne, CA	3.150%	2/1/2023	8/1/2024	300,000.00		7,180.00	307,180.00	292,485.00	(14,695.00)
428061ED3	AA Hesperia USD	1.474%	2/1/2023	2/1/2025	300,000.00		2,752.00	302,752.00	278,796.00	(23,956.00)
45656RC03	A1 Industry, CA	3.500%	1/1/2023	1/1/2025	250,000.00		7,510.00	257,510.00	244,790.00	(12,720.00)
45656RDW9	A1 Industry, CA	3.000%	1/1/2023	1/1/2023	150,000.00		(43.00)	149,957.00	150,000.00	43.00
53820AAD6	AA Livermore Park & Rec	1.005%	2/1/2023	2/1/2025	250,000.00		985.00	250,985.00	230,742.50	(20,242.50)
607802BZ7	A Modesto CA WasteW	0.835%	5/1/2023	11/1/2024	250,000.00		770.00	250,770.00	233,777.50	(16,992.50)
624409BU1	AA Mountain View SD	2.340%	2/1/2023	8/1/2023	95,000.00		70.00	95,070.00	93,773.55	(1,296.45)
73208PBF7	AA- Pomona CA	4.000%	2/1/2023	8/1/2025	250,000.00		17,547.00	267,547.00	243,442.50	(24,104.50)
73208PBG5	AA- Pomona CA	2.474%	2/1/2023	8/1/2026	240,000.00		3,367.00	243,367.00	219,098.40	(24,268.60)
738850SZ0	AA+ Poway CA USD	2.309%	2/1/2023	8/1/2026	500,000.00		16,440.00	516,440.00	458,395.00	(58,045.00)
738855K38	AA+ Poway CA USD	1.092%	3/1/2023	9/1/2025	250,000.00		1,573.00	251,573.00	227,065.00	(24,508.00)
76913CBA6	A2 Riverside Cnty CA	2.863%	6/15/2023	2/15/2026	250,000.00		12,672.00	262,672.00	234,795.00	(27,877.00)
76913DYF8	AA- Riverside Cnty CA	1.766%	5/1/2023	11/1/2027	250,000.00		(33,755.00)	216,245.00	214,830.00	(1,415.00)
795036CL4	AA Salinas Valley Solid Waste	1.617%	2/1/2023	8/1/2025	250,000.00		-	250,000.00	231,502.50	(18,497.50)
797272Q07	AAA San Diego CCD	2.199%	2/1/2023	8/1/2025	335,000.00		13,446.00	348,446.00	315,295.30	(33,150.70)
79730WBQ2	AA San Diego Red	3.375%	3/1/2023	9/1/2027	250,000.00		(11,072.00)	238,928.00	234,892.50	(4,035.50)
79771FAF4	AA2 San Fran City/Cnty PUC	0.843%	5/1/2023	11/1/2025	100,000.00		-	100,000.00	90,488.00	(9,512.00)
798170AG1	AA San Jose Red	2.958%	2/1/2023	8/1/2024	135,000.00		1,355.00	136,355.00	131,103.90	(5,251.10)
79876CBU1	AA- San Marcos Red	2.750%	4/1/2023	10/1/2024	100,000.00		1,053.00	101,053.00	96,078.00	(4,975.00)
801181CY2	AA2 Santa Ana Coll Imp Dist	0.744%	2/1/2023	8/1/2025	250,000.00		(14,717.00)	235,283.00	225,700.00	(9,583.00)
80218YAH8	A+ Santa Fe Springs Dev	2.250%	3/1/2023	9/1/2024	200,000.00		610.00	200,610.00	191,386.00	(9,224.00)
84247PHZ7	AA- So Cal Public Power Auth	3.608%	1/1/2023	7/1/2024	250,000.00		7,925.00	257,925.00	246,380.00	(11,545.00)
913366HY9	AA3 UC Regents	2.259%	5/15/2023	5/15/2024	250,000.00		1,157.00	251,157.00	242,105.00	(9,052.00)
<b>Sub-Total Municipal Bonds</b>					<b>7,400,000.00</b>		<b>7,970.00</b>	<b>7,407,970.00</b>	<b>6,917,402.00</b>	<b>(490,568.00)</b>
<b>CORPORATE SECURITIES</b>										
002824BF6	A2 Abott Labs	3.750%	5/30/2023	11/30/2026	250,000.00		21,850.00	271,850.00	244,187.50	(27,662.50)
023135BN5	AA- Amazon.com	5.200%	6/3/2023	12/3/2025	250,000.00		30,885.00	280,885.00	254,630.00	(26,255.00)
06051GFB0	A2 Bank of America	4.125%	2/22/2023	1/22/2024	250,000.00		2,920.00	252,920.00	247,952.50	(4,967.50)
06406RAQ0	AA Bank of NY Mellon	0.750%	2/28/2023	1/28/2026	250,000.00		534.00	250,534.00	221,670.00	(28,864.00)
072863AG8	AA- Baylor Scott & White	0.827%	5/15/2023	11/15/2025	300,000.00		1,825.00	301,825.00	265,431.00	(36,394.00)
14913R2K2	A2 Caterpillar Financial	0.900%	3/2/2023	3/2/2026	250,000.00		(1,765.00)	248,235.00	223,095.00	(25,140.00)
166764BD1	AA2 Chevron Corp	3.326%	1/17/2023	1/17/2025	250,000.00		15,681.00	265,681.00	242,107.50	(23,573.50)
26442CAS3	AA3 Duke Energy	2.950%	12/1/2022	12/1/2026	250,000.00		13,855.00	263,855.00	235,792.50	(28,062.50)
30231GBH4	AA1 Exxon Mobil Corp	2.992%	3/19/2023	3/19/2025	250,000.00		12,885.00	262,885.00	240,962.50	(21,922.50)
46625HRS1	A2 JP Morgan Chase	3.200%	6/15/2023	6/15/2026	250,000.00		16,895.00	266,895.00	236,575.00	(30,320.00)
53961LAA7	AA- LISC RP	1.000%	5/15/2023	11/15/2025	270,000.00		270,000.00	270,000.00	238,750.20	(31,249.80)
743315AY9	A2 Progressive Corp	2.500%	3/15/2023	3/15/2027	250,000.00		(4,870.00)	245,130.00	229,675.00	(15,455.00)
808513AM7	A2 Charles Schwab	3.450%	2/13/2023	2/13/2026	250,000.00		15,352.00	265,352.00	242,017.50	(23,334.50)
857477AT0	A1 State Street Corp	3.550%	2/18/2023	8/18/2025	200,000.00		13,195.00	213,195.00	194,654.00	(18,541.00)
87612EBE5	A2 Target Corp	2.500%	4/15/2023	4/15/2026	250,000.00		11,770.00	261,770.00	234,460.00	(27,310.00)
89236TGX7	A1 Toyota Motor Credit	3.000%	4/1/2023	4/1/2025	200,000.00		8,865.00	208,865.00	192,232.00	(16,633.00)
89788JAA7	A2 Trust Bank	1.500%	3/10/2023	3/10/2025	175,000.00		(1,750.00)	173,250.00	162,527.75	(10,722.25)
904764AU1	A1 Unilever Capital	2.000%	1/28/2023	7/28/2026	250,000.00		5,820.00	255,820.00	228,435.00	(27,385.00)
92826CAD4	AA3 Visa Inc.	3.150%	6/14/2023	12/14/2025	250,000.00		15,550.00	265,550.00	240,630.00	(24,920.00)
<b>Sub-Total Corporate Securities</b>					<b>4,645,000.00</b>		<b>179,497.00</b>	<b>4,824,497.00</b>	<b>4,375,784.95</b>	<b>(448,712.05)</b>
<b>NEGOTIABLE CERTIFICATES OF DEPOSIT</b>										
01748DBA3	CD Allegiance Bank	2.600%	1/7/2023	2/7/2023	100,000.00			100,000.00	99,792.89	(207.11)
07371CK65	CD Beal Bank	2.000%	3/3/2023	3/3/2027	247,000.00			247,000.00	227,111.29	(19,888.71)
17312Q3K3	CD Citibank	2.900%	3/20/2023	3/20/2024	200,000.00			200,000.00	194,246.72	(5,753.28)
20825WAX8	CD Connexus CU	3.100%	1/26/2023	5/26/2027	250,000.00			250,000.00	240,125.48	(9,874.52)
254673Q41	CD Discover Bank	3.400%	2/16/2023	8/16/2027	250,000.00			250,000.00	243,209.03	(6,790.97)
33715LCB4	CD First Tech CU	3.400%	1/17/2023	8/17/2023	150,000.00		974.00	150,974.00	148,343.29	(2,630.71)
38149MXK4	CD Goldman Sachs Bank	1.000%	1/28/2023	7/28/2026	250,000.00			250,000.00	223,267.84	(26,732.16)
39573LBV9	CD Greenstate CU	0.950%	1/18/2023	8/18/2026	250,000.00			250,000.00	222,359.53	(27,640.47)
48115LAE4	CD Jovia FCU	2.850%	1/7/2023	6/7/2024	250,000.00			250,000.00	242,019.70	(7,980.30)
499724AG7	CD Knoxville TVA CU	3.400%	1/28/2023	12/28/2023	150,000.00			150,000.00	147,051.53	(2,948.47)
50625LBJ1	CD Lafayette Federal CU	3.250%	1/25/2023	5/25/2027	250,000.00			250,000.00	241,660.25	(8,339.75)
61760AD71	CD Morgan Stanley Bnk	2.800%	5/30/2023	5/30/2024	200,000.00			200,000.00	193,248.03	(6,751.97)
62384RAF3	CD Mountain America	3.000%	1/15/2023	3/27/2023	250,000.00			250,000.00	249,035.41	(964.59)
7954506Y6	CD Sallie Mae Bank	1.000%	1/8/2023	7/8/2026	250,000.00			250,000.00	223,652.54	(26,347.46)
856285YU4	CD State Bnk India NY	0.950%	6/10/2023	6/10/2026	250,000.00			250,000.00	223,651.83	(26,348.17)
87164WP93	CD Synchrony Bank	3.400%	2/12/2023	8/12/2027	250,000.00			250,000.00	243,224.60	(6,775.40)
89235MNN7	CD Toyota Financial Svg Bnk	3.450%	2/18/2023	8/18/2027	250,000.00			250,000.00	243,731.60	(6,268.40)
90348JR93	CD UBS Bank	0.950%	1/11/2023	8/11/2026	250,000.00			250,000.00	222,494.29	(27,505.71)
949763JM78	CD Wells Fargo	1.950%	1/18/2023	10/18/2024	250,000.00		90.00	250,090.00	237,256.72	(12,833.28)
<b>Sub-Total Negotiable Certificates of Deposit</b>					<b>4,297,000.00</b>		<b>1,064.00</b>	<b>4,298,064.00</b>	<b>4,065,482.57</b>	<b>(232,581.43)</b>
<b>Total Investments</b>					<b>16,342,000.00</b>		<b>188,531.00</b>	<b>16,530,531.00</b>	<b>15,358,669.52</b>	<b>(1,171,861.48)</b>
<b>Accrued Interest on investments</b>						<b>103,297.26</b>		<b>103,297.26</b>	<b>103,297.26</b>	
<b>Balance on account with LAIF</b>						<b>634.67</b>		<b>634.67</b>	<b>634.67</b>	
<b>Balance on account with Money market</b>						<b>2,145.89</b>		<b>2,145.89</b>	<b>2,145.89</b>	
<b>Total Portfolio</b>						<b>16,448,077.82</b>		<b>16,636,608.82</b>	<b>15,464,747.34</b>	

**Town of Looms**  
**Transaction Ledger**  
**12/01/22 to 12/31/22**

<u>Trans Date</u>	<u>Quantity</u>	<u>Description</u>	<u>Price</u>	<u>Amount</u> <u>Int Purch/Sold</u>	<u>Premium/Gain</u> <u>(Discount)/(Loss)</u>
12/1/2022 Interest Received	2,307.50	CA Muni Finance 1.846% due 12/01/24	1.000	2,307.50	2,307.50
12/1/2022 Interest Received	2,100.00	Chula Vista CA 0.84% due 6/01/26	1.000	2,100.00	2,100.00
12/1/2022 Interest Received	3,687.50	Duke Energy 2.95% due 12/01/26	1.000	3,687.50	3,687.50
12/1/2022 Interest Received	419.18	Knoxville TVA CU 3.4% due 12/28/23	1.000	419.18	419.18
12/1/2022 Interest Received	195.21	Greensate CU 0.95% due 8/18/26	1.000	195.21	195.21
12/2/2022 Interest Received	411.42	Bank of New York Mellon 0.01% floating 7 day	1.000	411.42	411.42
12/5/2022 Interest Received	6,500.00	Amazon.com 5.2% 12/03/2025	1.000	6,500.00	6,500.00
12/7/2022 Interest Received	585.62	Jovia Federal Credit Union 2.85% due 6/07/24	1.000	585.62 -	585.62
12/7/2022 Interest Received	534.25	Allegiance Bank 2.6% due 02/07/23	1.000	534.25	534.25
12/12/2022 Interest Received	1,190.75	State Bank of India 0.95% due 6/10/26	1.000	1,190.75 -	1,190.75
12/12/2022 Interest Received	195.21	UBS Bank 0.95% due 8/11/26	1.000	195.21 -	195.21
12/14/2022 Interest Received	3,937.50	Visa Inc. 1.15% due 12/14/25	1.000	3,937.50 -	3,937.50
12/15/2022 CD Sold	150,000.00	Allegiance Bank 2.6% due 02/07/23	0.997	149,547.00 85.48	(367.52)
12/15/2022 Interest Received	616.44	Mountain America FCU 3.0% due 3/27/23	1.000	616.44	616.44
12/15/2022	4,000.00	JP Morgan Chase	1.000	4,000.00	4,000.00

Interest Received		3.2% due 6/15/26			
12/5/2022 Transfer	192,227.37	To Wells Fargo Checking from Bank of New York Mellon	1.000	192,227.37	192,227.37
12/17/2022 Interest Received	400.68	First Technology FCU 3.4% due 8/17/23	1.000	400.68	400.68
12/18/2022 Interest Received	400.68	Wells Fargo 1.95% due 10/18/24	1.000	400.68	400.68
12/25/2022 Interest Received	667.81	Lafayette FCU 3.25% due 5/25/27	1.000	667.81	667.81
12/31/2022 Interest Received	616.44	Connexus CU 3.1% due 5/27/27	1.000	658.22	658.22
<b>Local Agency Investment Fund</b>					
12/6/2022 Transfer	81,000.00	To Wells Fargo Checking from Local Agency Inv Fund	1.000	81,000.00	81,000.00