



## Treasurer's Report March 14, 2023

**TO:** Honorable Mayor and Members of the Town Council  
**FROM:** Roger Carroll, Treasurer/Finance Officer  
**DATE:** March 2, 2023  
**RE:** Monthly Treasurer's Report

### **Recommendation:**

Receive and file.

### **Issue Statement and Discussion:**

California Government Code and Town Municipal Code require monthly Treasurer's reports. The reports attached are as follows:

- Investment Policy Compliance Report - lists the types of investments allowable by the State and the Town and whether our investments comply.
- Quality Analysis Report - groups the investments by Moody Rating Group.
- Transaction Ledger Report – shows the purchases, sales, interest payments and redemptions during the report period.

### **Other Information**

#### **Compliance with Investment Policy:**

The Town's portfolio is in compliance with our investment policy.

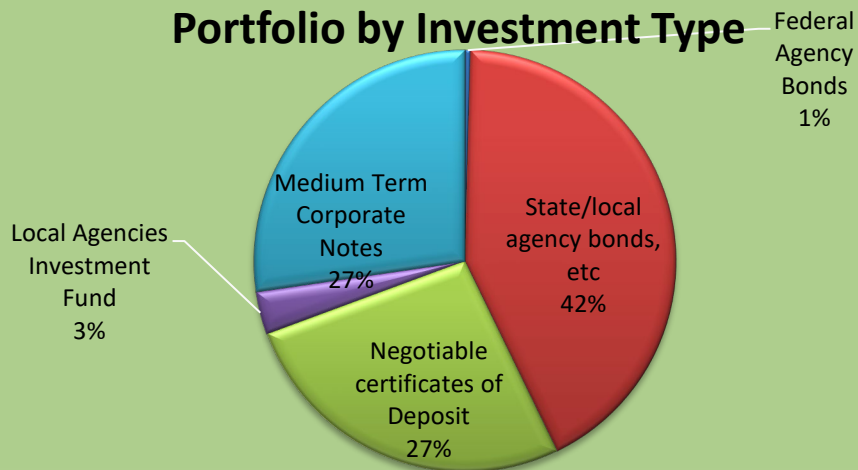
#### **Other Information**

Benchmarks as of February 28, 2023:

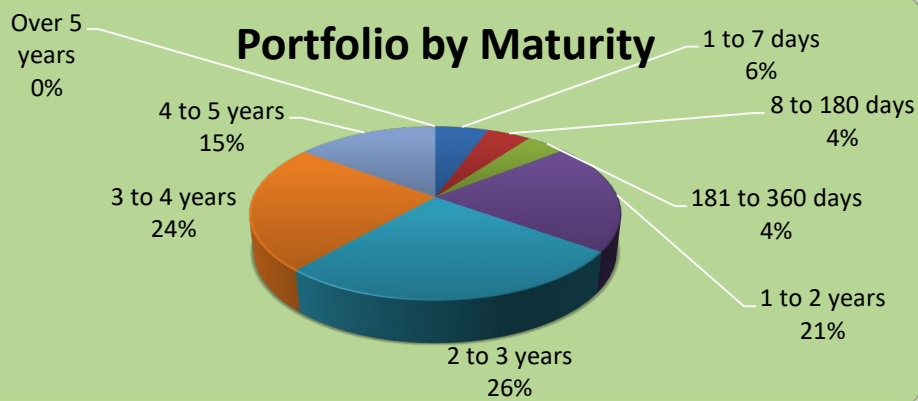
Federal Lending Rate:	4.750%
Two Year T-Bill Rate:	4.810%
LAIF daily Rate	2.710%

Town of Loomis Weighted Average Rate, excluding LAIF investments: 2.36%  
 Average Maturity is 2.55 years.

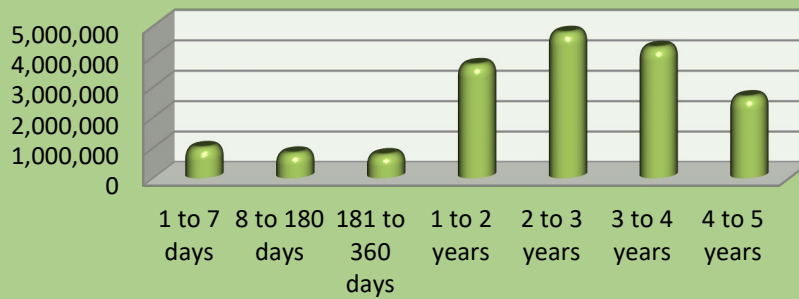
## Portfolio by Investment Type



## Portfolio by Maturity



## Portfolio by Maturity



**Strategy:**

The Treasurer's current practice is:

- World tensions and climbing inflation have created rate volatility. The Federal Reserve Board raised the overnight lending rate another .25% in February and plans on more increases. Such announcements cause the markets to price those increases into current investments. The LAIF rate is currently at 2.71%. As investments mature, we evaluate cash flow needs and reinvest the remainder.

**CEQA Requirements**

CEQA does not apply to financial reporting.

**Financial and/or Policy Implications:**

None.

**Attachments:**

- A. Investment Policy Compliance Report
- B. Quality Analysis Report
- C. Transaction Ledger Report

**Town of Loomis**  
**Investment Policy Compliance**  
**with Government Code Standards, and the Town of Loomis Investment Plan Standards**  
**As of February 28, 2023**

**Current Portfolio Balance: \$ 18,059,483**

Ca Government Code Section 53601	Govt Code Maximum %	Loomis Maximum %	Loomis Actual %	Complies
Bonds issued by Loomis		5.00%		Yes
Federal Treasury notes, bonds, bills	100.00%	100.00%		Yes
State/local agency bonds, etc	100.00%	50.00%	41.39%	Yes
Local agency bonds, etc	100.00%	50.00%		Yes
Federal Agency Bonds	100.00%	100.00%	0.41%	Yes
Bankers Acceptances	40.00%	40.00%		Yes
Commercial Paper	30.00%	15.00%		Yes
Negotiable certificates of Deposit	30.00%	30.00%	26.01%	Yes
Repurchase Agreements	20.00%	20.00%		Yes
Reverse Repurchase Agreements	20.00%	20.00%		Yes
Local Agencies Investment Fund		100.00%	3.20%	Yes
Time Deposits	30.00%	25.00%	2.34%	Yes
Medium Term Corporate Notes	30.00%	30.00%	26.66%	Yes
Shares of Beneficial Interest	20.00%	0.00%		Yes
Mortgage pass through security bonds	20.00%	0.00%		Yes
<b>Total</b>			100.00%	

Target Share of Portfolio per Investment Policy			Actual %	Actual \$
Range	Not Less Than	Not More Than		
1 to 7 days	5%	70%	6%	999,166
8 to 180 days	0%	30%	5%	818,303
181 to 360 days	0%	30%	4%	762,767
1 to 2 years	0%	40%	21%	3,727,956
2 to 3 years		40%	27%	4,786,376
3 to 4 years		30%	24%	4,294,960
4 to 5 years		30%	15%	2,669,955
Over 5 years		0%	0%	
<b>Total</b>				18,059,483

Cusip	NAME	RATE	NEXT COUPON	MATURITY DATE	UNITS	PURCHASE PRICE	REMAINING DISCOUNT OR PREMIUM	BOOK VALUE	MARKET VALUE	UNREALIZED MARKET GAIN/LOSS	
<b>MUNICIPAL BONDS</b>											
03667PFU1	AA2 Antelope Valley CA CCD	1.767%	8/1/2023	8/1/2025	250,000.00	239,267.50	(7,982.00)	242,018.00	231,690.00	(10,328.00)	
072024WQ1	AA Bay Area CA Toll Auth	2.325%	4/1/2023	4/1/2025	100,000.00	104,958.00	2,238.00	102,238.00	95,070.00	(7,168.00)	
13048VNZ7	AA3 CA Muni Fin Auth	1.846%	6/1/2023	12/1/2024	250,000.00	251,000.00	-	250,000.00	235,175.00	(14,825.00)	
15722TJR3	AA2 Chabot-Los Positas CA CCD	1.080%	8/1/2023	8/1/2026	250,000.00	229,837.50	(16,212.00)	233,788.00	221,922.50	(11,865.50)	
17131RAU0	AA Chula Vista CA	0.840%	6/1/2023	6/1/2026	500,000.00	482,500.00	(12,950.00)	487,050.00	434,320.00	(52,730.00)	
22973PAE1	AA Cudahy Comm Dev	3.474%	4/1/2023	10/1/2023	250,000.00	262,500.00	2,150.00	252,150.00	247,350.00	(4,800.00)	
255651KZ1	AA Dixon CA USD	0.953%	8/1/2023	8/1/2025	240,000.00	243,748.80	1,998.00	241,998.00	218,205.60	(23,792.40)	
419791YR3	AA+ Hawaii Rev	5.100%	8/1/2023	2/1/2024	105,000.00	117,813.15	2,613.00	107,613.00	104,933.85	(2,679.15)	
420507CL7	AA Hawthorne, CA	3.150%	8/1/2023	8/1/2024	300,000.00	319,500.00	6,410.00	306,410.00	291,831.00	(14,579.00)	
428061ED3	AA Hesperia USD	1.474%	8/1/2023	2/1/2025	300,000.00	300,600.00	2,528.00	302,528.00	278,916.00	(23,612.00)	
45656RCQ3	A1 Industry, CA	3.500%	7/1/2023	1/1/2025	250,000.00	269,235.00	6,840.00	256,840.00	243,260.00	(13,580.00)	
53820AAD6	AA Livermore Park & Rec	1.005%	2/1/2023	2/1/2025	250,000.00	251,750.00	895.00	250,895.00	230,967.50	(19,927.50)	
607802BZ7	AA Modesto CA WasteW	0.835%	5/1/2023	11/1/2024	250,000.00	251,810.00	690.00	250,690.00	233,745.00	(16,945.00)	
624409BU1	AA Mountain View SD	2.340%	8/1/2023	8/1/2023	95,000.00	95,700.15	40.00	95,040.00	93,953.10	(1,086.90)	
725894MX4	AA Placentia Yorba Linda USD	1.350%	8/1/2023	8/1/2027	250,000.00	220,257.50	(29,192.00)	220,808.00	214,837.50	(5,970.50)	
73208PBF7	AA- Pomona CA	4.000%	8/1/2023	8/1/2025	250,000.00	253,257.50	16,447.00	266,447.00	242,757.50	(23,689.50)	
73208PBG5	AA- Pomona CA	2.474%	8/1/2023	8/1/2026	240,000.00	243,972.00	3,257.00	243,257.00	219,648.00	(23,609.00)	
738850SZ0	AA+ Poway CA USD	2.309%	8/1/2023	8/1/2026	500,000.00	521,970.00	15,650.00	515,650.00	461,385.00	(54,265.00)	
738855K38	AA+ Poway CA USD	1.092%	3/1/2023	9/1/2025	250,000.00	253,055.00	1,417.00	251,417.00	228,125.00	(23,292.00)	
76913CBA6	A2 Riverside Cnty CA	2.863%	6/15/2023	2/15/2026	250,000.00	268,702.50	12,002.00	262,002.00	234,570.00	(27,432.00)	
76913DYF8	AA- Riverside Cnty CA	1.766%	5/1/2023	11/1/2027	250,000.00	215,077.50	(32,591.00)	217,409.00	215,120.00	(2,289.00)	
795036CL4	AA Salinas Valley Solid Waste	1.617%	8/1/2023	8/1/2025	250,000.00	249,902.50	-	250,000.00	231,565.00	(18,435.00)	
797272QQ7	AAA San Diego CCD	2.199%	8/1/2023	8/1/2025	335,000.00	359,006.10	12,566.00	347,566.00	314,729.15	(32,836.85)	
79730WBQ2	AA San Diego Red	3.375%	3/1/2023	9/1/2027	250,000.00	238,192.50	(10,582.00)	239,418.00	233,902.50	(5,515.50)	
79771FAF4	AA2 San Fran City/Cnty PUC	0.843%	5/1/2023	11/1/2025	100,000.00	100,185.00	-	100,000.00	90,025.00	(9,975.00)	
798170AG1	AA San Jose Red	2.958%	8/1/2023	8/1/2024	135,000.00	139,430.70	1,205.00	136,205.00	131,153.85	(5,051.15)	
79876CBU1	AA- San Marcos Red	2.750%	4/1/2023	10/1/2024	100,000.00	102,977.00	949.00	100,949.00	96,043.00	(4,906.00)	
801181CY2	AA2 Santa Ana Coll Imp Dist	0.744%	8/1/2023	8/1/2025	250,000.00	231,482.50	(13,767.00)	236,233.00	226,125.00	(10,108.00)	
80218YAH8	A+ Santa Fe Springs Dev	2.250%	3/1/2023	9/1/2024	200,000.00	201,794.00	546.00	200,546.00	191,566.00	(8,980.00)	
84247PHZ7	AA- So Cal Public Power Auth	3.608%	7/1/2023	7/1/2024	250,000.00	272,325.00	7,025.00	257,025.00	245,640.00	(11,385.00)	
913366HY9	AA3 UC Regents	2.259%	5/15/2023	5/15/2024	250,000.00	254,277.50	997.00	250,997.00	242,125.00	(8,872.00)	
<b>Sub-Total Municipal Bonds</b>						<b>7,500,000.00</b>	<b>7,546,084.90</b>	<b>(24,813.00)</b>	<b>7,475,187.00</b>	<b>6,980,657.05</b>	<b>(494,529.95)</b>
<b>CORPORATE SECURITIES</b>											
002824BF6	A2 Abott Labs	3.750%	5/30/2023	11/30/2026	250,000.00	278,500.00	20,900.00	270,900.00	241,640.00	(29,260.00)	
023135BN5	AA- Amazon.com	5.200%	6/3/2023	12/3/2025	250,000.00	299,915.00	29,155.00	279,155.00	251,725.00	(27,430.00)	
06051GFB0	A1 Bank of America	4.125%	7/22/2023	1/22/2024	250,000.00	266,250.00	2,300.00	252,300.00	247,557.50	(4,742.50)	
06406RAQ0	AA Bank of NY Mellon	0.750%	7/28/2023	1/28/2026	250,000.00	251,500.00	450.00	250,450.00	221,930.00	(28,520.00)	
072863AG8	AA- Baylor Scott & White	0.827%	5/15/2023	11/15/2025	300,000.00	302,400.00	1,775.00	301,775.00	266,586.00	(35,189.00)	
14913R2K2	A2 Caterpillar Financial	0.900%	3/2/2023	3/2/2026	250,000.00	247,500.00	(1,695.00)	248,305.00	222,027.50	(26,277.50)	
166764BD1	AA2 Chevron Corp	3.326%	7/17/2023	1/17/2025	250,000.00	274,817.50	14,811.00	264,811.00	239,640.00	(25,171.00)	
26442CAS3	AA3 Duke Energy	2.950%	6/1/2023	12/1/2026	250,000.00	268,125.00	13,245.00	263,245.00	232,710.00	(30,535.00)	
30231GBH4	AA1 Exxon Mobil Corp	2.992%	3/19/2023	3/19/2025	250,000.00	276,950.00	11,915.00	261,915.00	239,997.50	(21,917.50)	
46625HR51	A2 JP Morgan Chase	3.200%	6/15/2023	6/15/2026	250,000.00	273,950.00	16,065.00	266,065.00	235,347.50	(30,717.50)	
53961LAA7	AA- LISSCRP	1.000%	5/15/2023	11/15/2025	270,000.00	270,000.00	-	270,000.00	233,577.00	(36,423.00)	
743315AY9	A2 Progressive Corp	2.500%	3/15/2023	3/15/2027	250,000.00	244,275.00	(4,680.00)	245,320.00	227,815.00	(17,505.00)	
808513AM7	A2 Charles Schwab	3.450%	8/13/2023	2/13/2026	250,000.00	270,212.50	14,542.00	264,542.00	239,217.50	(25,324.50)	
857477AT0	A1 State Street Corp	3.550%	8/18/2023	8/18/2025	200,000.00	221,700.00	12,385.00	212,385.00	192,834.00	(19,551.00)	
87612EBE5	A2 Target Corp	2.500%	4/15/2023	4/15/2026	250,000.00	268,175.00	11,160.00	261,160.00	234,030.00	(27,130.00)	
89236TGX7	A1 Toyota Motor Credit	3.000%	4/1/2023	4/1/2025	200,000.00	215,900.00	8,195.00	208,195.00	191,410.00	(16,785.00)	
89788JAA7	A2 Trust Bank	1.500%	3/10/2023	3/10/2025	175,000.00	170,870.00	(1,610.00)	173,390.00	162,473.50	(10,916.50)	
904764AU1	A1 Unilever Capital	2.000%	7/28/2023	7/28/2026	250,000.00	257,500.00	5,540.00	255,540.00	226,717.50	(28,822.50)	
92826CAD4	AA3 Visa Inc.	3.150%	6/14/2023	12/14/2025	250,000.00	275,000.00	14,650.00	264,650.00	238,610.00	(26,040.00)	
<b>Sub-Total Corporate Securities</b>						<b>4,645,000.00</b>	<b>4,933,540.00</b>	<b>169,103.00</b>	<b>4,814,103.00</b>	<b>4,345,845.50</b>	<b>(468,257.50)</b>
<b>NEGOTIABLE CERTIFICATES OF DEPOSIT</b>											
052392CN5	CD Austin Telco FCU	4.750%	7/27/2023	1/27/2028	250,000.00	250,000.00	-	250,000.00	255,230.47	5,230.47	
07371CK65	CD Beal Bank	2.000%	3/3/2023	3/3/2027	247,000.00	247,000.00	-	247,000.00	224,845.28	(22,154.72)	
17312Q3K3	CD Citibank	2.900%	3/20/2023	3/20/2024	200,000.00	200,000.00	-	200,000.00	194,280.00	(5,720.00)	
20825WAX8	CD Connexus CU	3.100%	3/26/2023	5/26/2027	250,000.00	250,000.00	-	250,000.00	237,241.21	(12,758.79)	
254673Q41	CD Discover Bank	3.400%	8/16/2023	8/16/2027	250,000.00	250,000.00	-	250,000.00	240,239.54	(9,760.46)	
33715LCB4	CD First Tech CU	3.400%	3/17/2023	8/17/2023	150,000.00	156,864.00	664.00	150,664.00	148,791.42	(1,872.58)	
38149MXK4	CD Goldman Sachs Bank	1.000%	7/28/2023	7/28/2026	250,000.00	250,000.00	-	250,000.00	221,520.35	(28,479.65)	
39573LBV9	CD Greenstate CU	0.950%	3/18/2023	8/18/2026	250,000.00	250,000.00	-	250,000.00	220,425.28	(29,574.72)	
433323HD7	CD Hingham Instn Savings	4.250%	3/30/2023	3/30/2023	250,000.00	250,000.00	-	250,000.00	249,878.30	(121.70)	
48115LAE4	CD Jovia FCU	2.850%	3/7/2023	6/7/2024	250,000.00	250,000.00	-	250,000.00	241,613.97	(8,386.03)	
499724AG7	CD Knoxville TVA CU	3.400%	3/28/2023	12/28/2023	150,000.00	150,000.00	-	150,000.00	147,471.12	(2,528.88)	
50625LBJ1	CD Lafayette Federal CU	3.250%	3/25/2023	5/25/2027	250,000.00	250,000.00	-	250,000.00	238,714.27	(11,285.73)	
61760AD71	CD Morgan Stanley Bnk	2.600%	5/30/2023	5/30/2024	200,000.00	200,000.00	-	200,000.00	192,948.37	(7,051.63)	
62384RAF3	CD Mountain America	3.000%	3/15/2023	3/27/2023	250,000.00	250,000.00	-	250,000.00	249,691.63	(308.37)	
7954506Y6	CD Sallie Mae Bank	1.000%	7/8/2023	7/8/2026	250,000.00	250,000.00	-	250,000.00	221,763.91	(28,236.09)	
856285VY4	CD State Bnk India NY	0.950%	6/10/2023	6/10/2026	250,000.00	250,000.00	-	250,000.00	221,812.38	(28,187.62)	
87164WP93	CD Synchrony Bank	3.400%	8/12/2023	8/12/2027	250,000.00	250,000.00	-	250,000.00	240,259.31	(9,740.69)	
89235MNV7	CD Toyota Financial Svg Bnk	3.450%	8/18/2023	8/18/2027	250,000.00	250,000.00	-	250,000.00	240,738.78	(9,261.22)	
90348JR93	CD UBS Bank	0.950%	3/11/2023	8/11/2026	250,000.00	250,000.00	-	250,000.00	220,575.91	(29,424.09)	
949763M78	CD Wells Fargo	1.950%	3/18/2023	10/18/2024	250,000.00	250,675.00	60.00	250,060.00	236,445.14	(13,614.86)	
<b>Sub-Total Negotiable Certificates of Deposit</b>						<b>4,697,000.00</b>	<b>4,704,539.00</b>	<b>724.00</b>	<b>4,697,724.00</b>	<b>4,444,486.64</b>	<b>(253,237.36)</b>
<b>Total Investments</b>						<b>16,842,000.00</b>	<b>17,184,163.90</b>	<b>145,014.00</b>	<b>16,987,014.00</b>	<b>15,770,989.19</b>	<b>(1,216,024.81)</b>

**Town of Looms  
Transaction Ledger  
2/01/23 to 2/28/23**

<u>Trans Date</u>	<u>Quantity</u>	<u>Description</u>	<u>Price</u>	<u>Amount</u> <u>Int Purch/Sold</u>	<u>Premium/Gain</u> <u>(Discount)/(Loss)</u>
2/1/2023 Interest Received	2,208.75	Antelope Valley CA 1.767% due 8/01/25	1.000	2,208.75 2,250.00	2,208.75
2/1/2023 Interest Received	1,350.00	Chabot Las Positas CA 1.08% due 8/01/25	1.000	1,350.00	1,350.00
2/1/2023 Interest Received	1,143.60	Dixon CA 0.953% due 8/01/25	1.000	1,143.60	1,143.60
2/1/2023 Interest Received	433.15	Knoxville TVA CU 3.4% due 12/28/23	1.000	433.15	433.15
2/1/2023 Interest Received	201.71	Greensate CU 0.95% due 8/18/26	1.000	201.71	201.71
2/1/2023 Interest Received	1,256.25	Livermore CA 1.005% due 2/01/25	1.000	1,256.25	1,256.25
2/1/2023 Interest Received	1,111.50	Mountainview CA 2.34% due 8/01/23	1.000	1,111.50	1,111.50
2/1/2023 Interest Received	1,687.50	Placentia Yorba Linda CA 1.35% due 8/01/27	1.000	1,687.50	1,687.50
2/1/2023 Interest Received	5,000.00	Pomona CA 4.0% due 8/01/25	1.000	5,000.00	5,000.00
2/1/2023 Interest Received	2,677.50	Hawaii State 5.1% due 2/01/24	1.000	2,677.50	2,677.50
2/1/2023 Interest Received	4,725.00	Hawthorne CA 3.15% due 8/01/24	1.000	4,725.00	4,725.00
2/1/2023 Interest Received	2,211.00	Hesperia CA 1.474% due 2/01/25	1.000	2,211.00	2,211.00
2/1/2023 Interest Received	2,968.80	Pomona CA 2.474% due 8/01/26	1.000	2,968.80	2,968.80
2/1/2023 Interest Received	5,772.50	Poway CA 2.309% due 8/01/26	1.000	5,772.50	5,772.50
2/1/2023	2,021.25	Salina Valley CA	1.000	2,021.25	2,021.25

Interest Received		1.617% due 8/01/25			
2/1/2023	3,683.33	San Diego CA	1.000	3,683.33	3,683.33
Interest Received		2.199% due 8/01/25			
2/1/2023	1,996.65	San Diego CA	1.000	1,996.65	1,996.65
Interest Received		2.958% due 8/01/24			
2/1/2023	930.00	Santa Ana Coll Dist	1.000	930.00	930.00
Interest Received		0.744% due 8/01/25			
2/2/2023	972.33	Bank of New York Mellon	1.000	972.33	972.33
Interest Received		3.9% floating 7 day			
2/7/2023	100,000.00	Allegiance Bank	1.000	100,000.00	100,000.00
CD matured		2.6% due 2/07/23		220.82	
2/7/2023	605.14	Jovia Federal Credit Union	1.000	605.14	605.14
Interest Received		2.85% due 6/07/24		-	
2/13/2023	4,312.50	Charles Schwab	1.000	4,312.50	4,312.50
Interest Received		3.45% due 02/13/26			
2/13/2023	4,284.93	Synchrony Bank	1.000	4,284.93	4,284.93
Interest Received		3.4% due 08/12/27			
2/13/2023	201.71	UBS Bank	1.000	201.71	201.71
Interest Received		0.95% due 8/11/26		-	
2/13/2023	636.99	Mountain America FCU	1.000	636.99	636.99
Interest Received		3.0% due 3/27/23			
2/13/2023	675.00	LISCIP	1.000	675.00	675.00
Interest Received		1.0% due 11/15/25			
2/13/2023	3,578.75	Riverside County CA	1.000	3,578.75	3,578.75
Interest Received		2.863% due 2/15/26			
2/17/2023	4,284.93	Discover Bank	1.000	4,284.93	4,284.93
Interest Received		3.4% due 8/16/27			
2/17/2023	433.15	First Technology FCU	1.000	433.15	433.15
Interest Received		3.4% due 8/17/23			
2/21/2023	414.04	Wells Fargo	1.000	414.04	414.04
Interest Received		1.95% due 10/18/24			
2/21/2023	3,550.00	State Street Corp	1.000	3,550.00	3,550.00
Interest Received		3.55% due 8/18/25			

2/21/2023 Interest Received	4,347.95	Toyota Financial Svngs Bnk 3.45% due 8/18/27	1.000	4,347.95	4,347.95
2/27/2023 Transfer	690.07	Lafayette FCU 3.25% due 5/25/27	1.000	690.07	690.07
2/28/2023 CD Matured	250,000.00	Amalgamated Fin Corp 4.1% due 2/28/23	1.000	250,000.00 786.30	250,000.00
2/28/2023 Interest Received	594.52	Connexus CU 3.1% due 5/27/27	1.000	658.22	658.22

**Local Agency Investment Fund**

2/16/2023 Transfer	100,000.00	To Wells Fargo Checking from Local Agency Inv Fund	1.000	100,000.00	100,000.00
2/24/2023 Transfer	200,000.00	From Wells Fargo Checking to Local Agency Inv Fund	1.000	200,000.00	200,000.00
2/28/2023 Transfer	75,000.00	To Wells Fargo Checking from Local Agency Inv Fund	1.000	75,000.00	75,000.00