



# City of Lucas, Texas Annual Operating Budget for Fiscal Year 2020–2021

This budget will raise more revenue from property taxes than last year's budget by an amount of \$66,231 which is a 1.74 percent increase from last year's budget. The property tax revenue to be raised from new property added to the tax roll this year is \$106,361.

The members of the governing body voted on the budget as follows:

FOR:

AGAINST:


PRESENT and not voting:

ABSENT:

## Property Tax Rate Comparison

	2020–2021	2019–2020
Proposed property tax rate:	\$0.299795/100	\$0.303216/100
No-new-revenue tax rate:	\$0.300790/100	\$0.297373/100
No-new revenue maintenance & operations tax rate:	\$0.184393/100	\$0.198440/100
Voter-approval tax rate:	\$0.299795/100	\$0.333016/100
Debt rate:	\$0.108949/100	\$0.118701/100

Total debt obligation for City of Lucas secured by property taxes: \$1,570,850



# CITY OF LUCAS

## Annual Operating Budget Fiscal Year 2020-2021



### City Councilmembers

Mayor Jim Olk  
Mayor Pro Tem Kathleen Peele  
Councilmember Wayne Millsap  
Councilmember Tim Baney  
Councilmember Steve Duke  
Councilmember Phil Lawrence  
Councilmember Debbie Fisher

City Manager Joni Clarke  
Finance Director Liz Exum

## TABLE OF CONTENTS

### OVERVIEW

---

Organizational Chart	Page	1
----------------------	------	---

### FINANCIAL SUMMARY

---

Total Funds Budget Overview	Pages	2-3
General Fund Balance Summary	Page	4
Water Fund Balance Summary	Page	5
Capital Fund Summary	Page	6
Impact/Development Fee Summary	Page	7
Tax Revenue Comparisons	Page	8

### OPERATING BUDGET

---

#### GENERAL FUND:

General Fund Revenue Summary Chart	Page	9
General Fund Departmental Expenditures Chart	Page	10
Revenue	Pages	11-12
City Council	Page	13
City Secretary	Page	14
Administration/Finance	Page	15
Public Works - Engineering	Page	16
Public Works - Operations	Page	17
Parks	Page	18
Development Services	Page	19
Fire Department	Page	20-21
Non-Departmental	Page	22

#### CAPITAL FUND:

Capital Improvements Revenue Summary	Page	23
Capital Improvements - Water and General Fund	Page	24

#### WATER FUND:

Water Fund Revenue Summary Chart	Page	25
Water Fund Expenditures Summary Chart	Page	26
Revenue	Page	27
Water	Page	28-29
Water - Engineering	Page	30
Water Debt Service	Page	31

#### DEBT SERVICE FUND:

Debt Service Summary	Page	32
----------------------	------	----

#### TECHNOLOGY FUND:

Technology Summary	Page	33
--------------------	------	----

# City of Lucas Organizational Chart

Citizens of Lucas

City Council

City Manager

## Legal

- City Attorney
- Municipal Judge

## City Secretary

- Municipal Court

## Finance

- Purchasing
- Accounting
- Budget
- Auditing
- Financial Reporting
- Utility Billing

## Administration

- Human Resource
- Payroll/Benefits
- Employment Law
- Executive Admin Support
- Special Projects/Events

## Development Services & Public Works

- Building Services
- Code Enforcement
- Facility Maintenance
- Permitting
- Public Works Operations

## Fire-Rescue

- Fire Suppression
- EMS
- Prevention / Outreach
- Emergency Management

## Engineering

- Water
- Streets
- Drainage
- CIP
- GIS

	2018-2019 FISCAL YEAR ACTUAL	2019-2020 ORIGINAL BUDGET	2019-2020 AMENDED BUDGET	2020-2021 FISCAL YEAR BUDGET
<b>REVENUE SUMMARY</b>				
<b>GENERAL FUND</b>				
PROPERTY TAXES	2,639,576	2,538,275	2,545,475	2,654,263
OTHER TAXES	1,574,466	1,506,000	1,599,460	1,592,460
FINES & FORFEITURES	1,414	1,430	1,742	1,430
LICENSES & PERMITS	487,162	576,620	581,160	518,620
FIRE DEPARTMENT REVENUE	886,832	905,044	939,954	937,805
FEES & SERVICE CHARGES	30,925	54,450	107,333	43,850
MISCELLANEOUS REVENUES	733,048	584,739	982,826	468,296
GF RESERVE FUNDING (USE OF)	-	100,000	-	-
<b>TOTAL GENERAL FUND REVENUE</b>	<b>6,353,423</b>	<b>6,266,558</b>	<b>6,757,950</b>	<b>6,216,724</b>
<b>WATER UTILITIES FUND</b>				
FEES & SERVICE CHARGES	4,361,007	4,743,563	4,782,563	4,970,154
RESERVE FUNDING (USE OF)	-	-	-	-
MISCELLANEOUS REVENUES	271,847	160,400	125,400	46,400
<b>TOTAL WATER UTILITIES FUND REVENUE</b>	<b>4,632,854</b>	<b>4,903,963</b>	<b>4,907,963</b>	<b>5,016,554</b>
<b>DEBT SERVICE FUND</b>				
PROPERTY TAXES/RESERVE FUNDING	1,359,010	1,533,603	1,516,503	1,570,850
<b>TOTAL DEBT SERVICE FUND REVENUE</b>	<b>1,359,010</b>	<b>1,533,603</b>	<b>1,516,503</b>	<b>1,570,850</b>
<b>TECHNOLOGY FUND</b>				
TRANSFERS	-	-	56,625	-
<b>TOTAL TECHNOLOGY FUND REVENUE</b>	<b>-</b>	<b>-</b>	<b>56,625</b>	<b>-</b>
<b>COMBINED REVENUE OPERATIONS</b>	<b>12,345,287</b>	<b>12,704,124</b>	<b>13,239,041</b>	<b>12,804,128</b>
<b>EXPENDITURES</b>				
<b>GENERAL FUND</b>				
CITY COUNCIL	31,954	24,140	37,120	21,140
CITY SEC	142,335	168,900	161,776	165,137
ADMIN/FINANCE	562,723	612,889	634,133	626,744
DEVELOPMENT SERVICES	413,860	485,603	433,002	443,626
PUBLIC WORKS - ENGINEERING	1,165,288	1,004,705	1,171,700	991,534
PUBLIC WORKS	245,925	664,940	587,589	349,380
PARKS	168,397	226,925	208,561	213,110
FIRE	2,584,869	2,276,365	2,322,844	2,293,092
NON-DEPARTMENTAL	703,293	704,966	991,024	557,436
<b>TOTAL GENERAL FUND EXPENDITURES</b>	<b>6,018,644</b>	<b>6,169,433</b>	<b>6,547,749</b>	<b>5,661,199</b>
<b>WATER UTILITIES FUND</b>				
WATER UTILITIES	3,610,996	3,851,321	3,939,154	3,900,343
WATER - ENGINEERING	120,887	162,621	165,547	152,416
<b>TOTAL WATER FUND EXPENDITURES</b>	<b>3,731,883</b>	<b>4,013,942</b>	<b>4,104,701</b>	<b>4,052,759</b>
<b>DEBT SERVICE</b>				
WATER UTILITIES	670,904	733,819	733,819	730,246
GENERAL FUND	1,172,388	1,500,398	1,500,398	1,570,850
<b>TOTAL DEBT SERVICE</b>	<b>1,843,292</b>	<b>2,234,217</b>	<b>2,234,217</b>	<b>2,301,096</b>
<b>TECHNOLOGY FUND</b>				
TECHNOLOGY FUND EXPENDITURES	-	-	56,625	-
<b>TOTAL TECHNOLOGY FUND EXPENDITURES</b>	<b>-</b>	<b>-</b>	<b>56,625</b>	<b>-</b>
<b>TOTAL EXPENDITURES OPERATING</b>	<b>11,593,819</b>	<b>12,417,592</b>	<b>12,943,292</b>	<b>12,015,054</b>
<b>NET REVENUE LESS EXPENDITURES - OPERATING</b>	<b>751,468</b>	<b>286,532</b>	<b>295,749</b>	<b>789,074</b>

2018-2019 FISCAL YEAR ACTUAL	2019-2020 ORIGINAL BUDGET	2019-2020 AMENDED BUDGET	2020-2021 FISCAL YEAR BUDGET
------------------------------------	---------------------------------	--------------------------------	------------------------------------

**SUMMARY BY FUND**

<b>GENERAL FUND</b>				
REVENUE	6,353,423	6,266,558	6,757,950	6,216,724
EXPENDITURES	6,018,644	6,169,433	6,547,749	5,661,199
<b>NET REVENUE LESS EXPENDITURES</b>	<b>334,779</b>	<b>97,125</b>	<b>210,201</b>	<b>555,525</b>
<b>WATER UTILITIES FUND</b>				
REVENUE	4,632,854	4,903,963	4,907,963	5,016,554
RESERVE FUNDING			-	
EXPENDITURES	3,731,883	4,013,942	4,104,701	4,052,759
DEBT SERVICE	670,904	733,819	733,819	730,246
<b>NET REVENUE LESS EXPENDITURES</b>	<b>230,067</b>	<b>156,202</b>	<b>69,442</b>	<b>233,549</b>
<b>DEBT SERVICE FUND-GENERAL</b>				
REVENUE	1,359,010	1,533,603	1,516,503	1,570,850
EXPENDITURES	1,172,388	1,500,398	1,500,398	1,570,850
<b>NET REVENUE LESS EXPENDITURES</b>	<b>186,622</b>	<b>33,205</b>	<b>16,105</b>	<b>-</b>
<b>TECHNOLOGY FUND</b>				
REVENUE/TRANSFERS		-	56,625	-
EXPENDITURES		-	56,625	-
<b>NET REVENUE LESS EXPENDITURES</b>	<b>-</b>	<b>-</b>	<b>-</b>	<b>-</b>
<b>NET REVENUE LESS EXPENDITURES - OPERATING</b>	<b>751,468</b>	<b>286,532</b>	<b>295,749</b>	<b>789,074</b>

**FUND SUMMARIES - GOVERNMENTAL FUNDS**

COMBINED SUMMARY OF REVENUES AND EXPENDITURES AND CHANGES IN FUND BALANCE

	GENERAL	DEBT SERVICE	CAPITAL IMPROVEMENTS	BROCKDALE ROAD IMPROV	DEVELOPERS IMPACT FEES (LOGAN FORD/5 OAKS)	IMPACT FEES	TOTAL GOVERNMENTAL
<b>BEGINNING FUND BALANCE</b>	7,602,525	1,177,437	5,902,020	342,127	52,800	483,681	15,560,590
PROPERTY TAXES	2,654,263	1,415,383					4,069,646
OTHER TAXES	1,592,460						1,592,460
FINES & FORFEITURES	1,430						1,430
LICENSES & PERMITS	518,620						518,620
FIRE DEPARTMENT REVENUE	937,805						937,805
FEES & SERVICE CHARGES	43,850						43,850
MISCELLANEOUS REVENUES	468,296		60,000	60,000			588,296
IMPACT FEE REVENUE (11-4500)						300,000	300,000
TRANSFER IN IMPACT FEES							-
<b>TOTAL REVENUES</b>	<b>6,216,724</b>	<b>1,415,383</b>	<b>60,000</b>	<b>60,000</b>		<b>300,000</b>	<b>8,052,107</b>
<b>EXPENDITURES</b>							
CITY COUNCIL	21,140						21,140
CITY SEC	165,137						165,137
ADMIN/FINANCE	626,744						626,744
DEVELOPMENT SERVICES	443,626						443,626
PUBLIC WORKS	349,380						349,380
PUBLIC WORKS - ENGINEERING	991,534						991,534
PARKS	213,110						213,110
FIRE	2,293,092						2,293,092
NON-DEPARTMENTAL	557,436						557,436
DEBT SERVICE PRINCIPAL		1,020,000					1,020,000
DEBT SERVICE INTEREST/BOND EXP		550,850					550,850
BROCKDALE ROAD MAINT.							-
CAPITAL ROADWAY PROJECTS			4,184,820				4,184,820
<b>TOTAL EXPENDITURES</b>	<b>5,661,199</b>	<b>1,570,850</b>	<b>4,184,820</b>	<b>-</b>		<b>-</b>	<b>11,416,869</b>
<b>NET CHANGE IN FUND BALANCE</b>	<b>555,525</b>	<b>(155,467)</b>	<b>(4,124,820)</b>	<b>60,000</b>		<b>300,000</b>	<b>(3,364,762)</b>
<b>ENDING FUND BALANCE</b>	<b>8,158,050</b>	<b>1,021,970</b>	<b>1,777,200</b>	<b>402,127</b>	<b>52,800</b>	<b>783,681</b>	<b>12,195,828</b>
<b>MINUS RESTRICTIONS AND TRANSFERS</b>							
IMPACT FEES						(783,681)	(783,681)
BROCKDALE ROAD IMPROVEMENTS				(402,127)			(402,127)
RESTRICTED FOR CAPITAL - GENERAL FUND (FY 20-21)NEW	(50,000)						(50,000)
DEBT SERVICE PAYMENTS		(1,021,970)					(1,021,970)
3RD PARTY (DEVELOPER) IMPACT FEES RESTRICTED (LOGAN FORD/5 OAKS)					(52,800)		(52,800)
CAPITAL IMPROVEMENT PROJECTS			(1,777,200)				(1,777,200)
UNASSIGNED FUND BALANCE	8,108,050	-	-	-	-	-	8,108,050
<b>TOTAL AMOUNT OF RESERVES PRIOR TO GASB 54 REQUIREMENT</b>	<b>8,108,050</b>	<b>-</b>	<b>-</b>	<b>-</b>	<b>-</b>	<b>-</b>	<b>8,108,050</b>
AMOUNT IN DAYS OPERATING COST	516						516
AMOUNT IN MONTHS OPERATING COST	17						17
RESERVES FOR GASB 54 FUND BALANCE POLICY (50% OF CURRENT YR EXPENDITURES IN GENERAL FUND)	(2,830,600)						(2,830,600)
<b>TOTAL RESERVES AFTER GASB 54 REQUIREMENTS</b>	<b>5,277,451</b>						<b>5,277,451</b>
AMOUNT IN DAYS OPERATING COST	336						336
AMOUNT IN MONTHS OPERATING COST	11						11

**FUND SUMMARIES - PROPRIETARY**

COMBINED SUMMARY OF REVENUES AND EXPENDITURES AND CHANGES IN FUND BALANCE

	WATER	CAPITAL IMPROVEMENTS	IMPACT /DEVELOP FEES	TOTAL PROPRIETARY
<b><u>BEGINNING BALANCE RESTRICTED/UNRESTRICTED</u></b>	6,726,901	1,468,370	-	8,195,271
WATER REVENUE	4,283,924			4,283,924
WASTE WATER REVENUE	51,230			51,230
TRASH REVENUE	635,000			635,000
MISCELLANEOUS REVENUES	46,400			46,400
REFUND NTMWD CAPITAL				-
DEVELOPERS FEES - SEWER	-			-
IMPACT FEES			200,000	200,000
TRANSFER IN IMPACT FEES		200,000		200,000
TRANSFER IN FUND BALANCE - WATER				-
<b>TOTAL REVENUES</b>	<b>5,016,554</b>	<b>200,000</b>	<b>200,000</b>	<b>5,416,554</b>
<b><u>EXPENDITURES</u></b>				
WATER	3,282,343			3,282,343
TRASH	564,000			564,000
WASTEWATER	54,000			54,000
DEBT SERVICE PRINCIPAL	515,000			515,000
DEBT SERVICE INTEREST/BOND EXP	215,246			215,246
WATER - ENGINEERING	152,416			152,416
TRANSFER OUT TO FUND WATER PROJECT		-		-
TRANSFER OUT TO FUND WATER PROJECT			200,000	200,000
CAPITAL PROJECTS WF				-
<b>TOTAL EXPENDITURES</b>	<b>4,783,005</b>	<b>-</b>	<b>200,000</b>	<b>4,983,005</b>
<b>NET CHANGE IN BALANCE</b>	<b>233,549</b>	<b>200,000</b>	<b>-</b>	<b>433,549</b>
<b>ENDING BALANCE</b>	<b>6,960,450</b>	<b>1,668,370</b>	<b>-</b>	<b>8,628,820</b>
<b>MINUS RESTRICTED FOR:</b>				
DEBT SERVICE PAYMENTS	(515,000)			(515,000)
CUSTOMER DEPOSITS	(261,295)			(261,295)
CAPITAL IMPROVEMENTS - PROJECTS		(1,668,370)		(1,668,370)
TRSF TO CAPITAL FROM RESERVES				-
UNASSIGNED FUND BALANCE	6,184,155	-	-	6,184,155
<b>TOTAL AMOUNT OF RESERVES PRIOR TO GASB 54 REQUIREMENT</b>	<b>6,184,155</b>	<b>-</b>	<b>-</b>	<b>6,184,155</b>
AMOUNT IN DAYS OPERATING COST	522			522
AMOUNT IN MONTHS OPERATING COST	17			17
RESERVES FOR GASB 54 FUND BALANCE POLICY (50% OF CURRENT YR EXPENDITURES IN GENERAL FUND)	(2,134,002)			(2,134,002)
<b>TOTAL RESERVES AFTER GASB 54 REQUIREMENTS</b>	<b>4,050,153</b>	<b>-</b>	<b>-</b>	<b>4,050,153</b>
AMOUNT IN DAYS OPERATING COST	342			342
AMOUNT IN MONTHS OPERATING COST	11			11



**CAPITAL FUND SUMMARY****CAPITAL WATER PROJECTS:**

TOTAL WF PROJECTS FY 20/21

0**PROJECT FUNDING - WATER:**

TOTAL WATER PROJECT FUNDING

0**CAPITAL ROADWAY AND GF PROJECTS:**

WEST LUCAS ROAD PROJECT (21-8210-491-136)

4,184,820

TOTAL GF PROJECTS FY 20/21

4,184,820**PROJECT FUNDING - GENERAL FUND:**

2019 CERTIFICATES OF OBLIGATION INTEREST

(60,000)

2019 CERTIFICATES OF OBLIGATION

(4,124,820)

TOTAL GENERAL FUND PROJECT FUNDING

(4,184,820)

TOTAL CAPITAL PROJECTS FY 20/21

4,184,820

	2018-2019 ACTUAL	2019-2020 AMENDED BUDGET	2020-2021 FISCAL YEAR BUDGET
<b>Impact/Development Fee Summary</b>			
<b>GENERAL FUND:</b>			
Beginning Balance General Fund (Restricted)	1,817,459	2,071,164	878,608
<b>Revenue</b>			
Roadway Impact Fees(11-4500)	212,881	300,000	300,000
Roadway Fees Brockdale(11-4989) Improv	81,400	60,000	60,000
Contrib. Roadway Maint. Brockdale(11-4990)	100,000	-	-
<b>Total Revenues</b>	<b>394,281</b>	<b>360,000</b>	<b>360,000</b>
<b>Expenditures</b>			
Capital Projects Roadways		1,548,806	-
Brockdale Road Rehabilitation	38,795		-
Brockdale Road Maint.	101,781	3,750	-
<b>Total Expenditures</b>	<b>140,576</b>	<b>1,552,556</b>	<b>-</b>
<b>Total General Fund Restricted Impact Fees &amp; 3rd Party</b>	<b>2,071,164</b>	<b>878,608</b>	<b>1,238,608</b>
<b>Restricted for Developers Logan Ford/Five Oaks</b>	<b>52,800</b>	<b>52,800</b>	<b>52,800</b>
<b>Restricted for Brockdale Road Maint.</b>	<b>8,079</b>	<b>4,329</b>	<b>4,329</b>
<b>Restricted for Brockdale Capital Improvements</b>	<b>277,799</b>	<b>337,798</b>	<b>397,798</b>
<b>Total 3rd Party Restricted</b>	<b>338,678</b>	<b>394,927</b>	<b>454,927</b>
<b>General Fund Ending Bal Impact Fees (Restricted for Roads)</b>	<b>1,732,486</b>	<b>483,681</b>	<b>783,681</b>
<b>Total General Fund Restricted Impact Fees &amp; 3rd Party</b>	<b>2,071,164</b>	<b>878,608</b>	<b>1,238,608</b>
<b>WATER FUND:</b>			
Beginning Balance - Water Fund	(5,691,859)	(5,691,860)	(5,441,860)
<b>Revenue</b>			
Water Impact Fees	188,869	250,000	200,000
Development Fees -Sewer		-	
<b>Total Revenues</b>	<b>188,869</b>	<b>250,000</b>	<b>200,000</b>
<b>Expenditures</b>			
Capital Projects - Water	-		
Capital Projects- Sewer			-
<b>Total Expenditures</b>	<b>-</b>	<b>-</b>	<b>-</b>
<b>Revenues less Expenditures</b>	<b>188,869</b>	<b>250,000</b>	<b>200,000</b>
<b>Water Fund Ending Balance to apply toward impact fees</b>	<b>(5,502,990)</b>	<b>(5,441,860)</b>	<b>(5,241,860)</b>

## CITY OF LUCAS PROPERTY TAX RATES

Property tax is by far the largest source of revenue in the City of Lucas General Fund. Property tax is collected by Collin County and distributed to the City. The City's property tax is budgeted at a rate of **.299795** for 2020. This tax rate is the "Voter-approval" Rate - below is a table depicting the recent history of the City of Lucas property tax rate.

Tax Year	O&M	I&S	Total
2006	0.248146	0.126854	0.375000
2007	0.244260	0.130740	0.375000
2008	0.250509	0.123668	0.374177
2009	0.252040	0.122137	0.374177
2010	0.247231	0.126946	0.374177
2011	0.257723	0.116454	0.374177
2012	0.261218	0.112959	0.374177
2013	0.254005	0.101611	0.355616
2014	0.233068	0.087593	0.320661
2015	0.215514	0.105147	0.320661
2016	0.230371	0.087577	0.317948
2017	0.198695	0.119253	0.317948
2018	0.202346	0.100870	0.303216
2019	0.184515	0.118701	0.303216
2020	0.190846	0.108949	0.299795

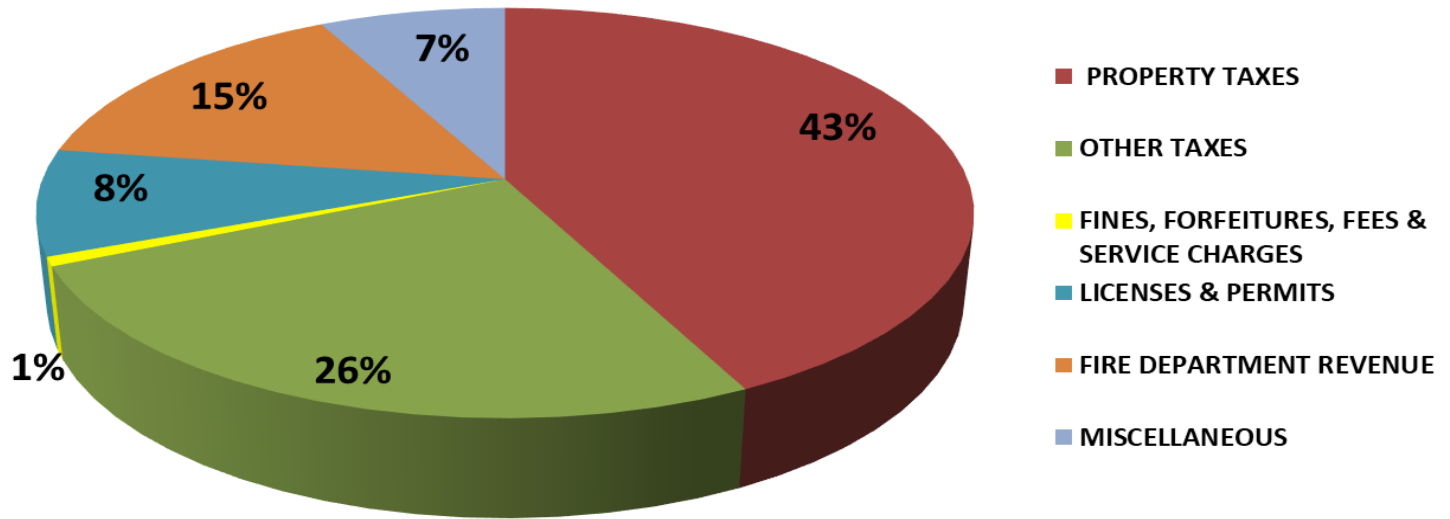
As you can see in the chart below, the property tax rate for the City of Lucas is very favorable in comparison to other cities within the area.

### Fiscal Year 2019 Tax Rates

City	O&M	I&S	Total
Farmersville	0.414033	0.335967	0.750000
Sachse	0.525793	0.194207	0.720000
Wylie	0.516225	0.172229	0.688454
Princeton	0.394076	0.282223	0.676299
Celina	0.453683	0.191317	0.645000
Melissa	0.460931	0.148610	0.609541
Anna	0.451540	0.139748	0.591288
Prosper	0.367500	0.152500	0.520000
Murphy	0.315104	0.179896	0.495000
Allen	0.387038	0.101962	0.489000
Parker	0.317791	0.048193	0.365984
Fairview	0.230180	0.116976	0.347156
Lucas	0.184515	0.118701	0.303216

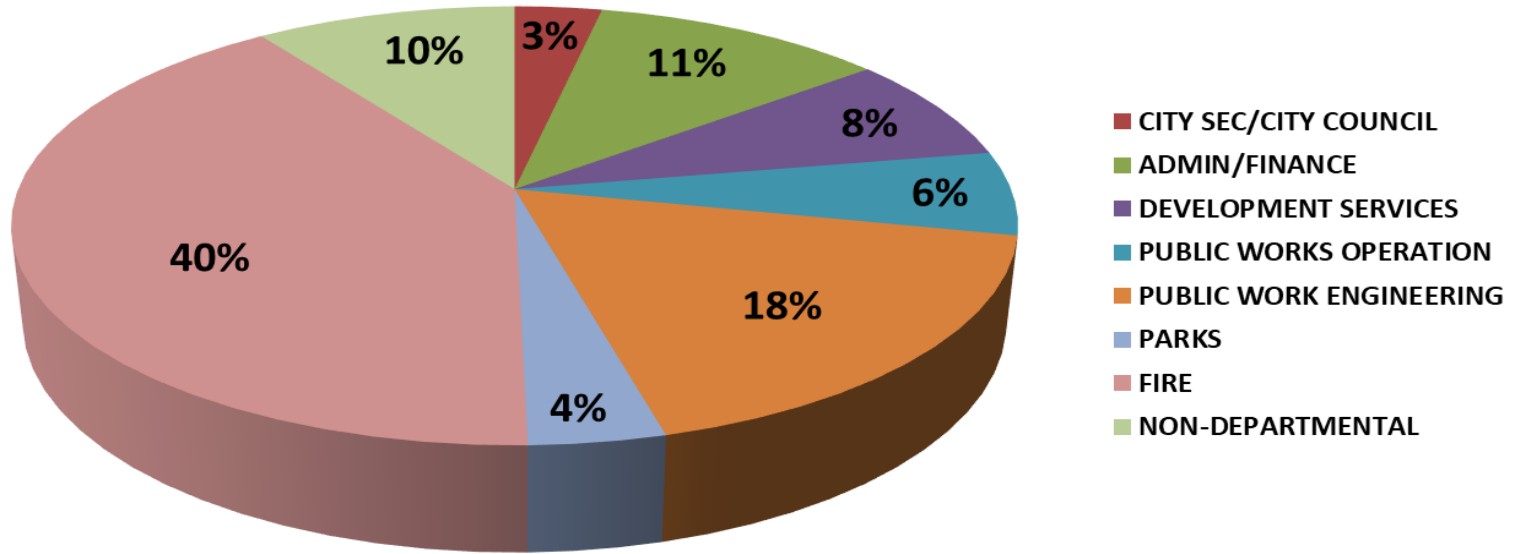
### General Fund Revenue FY 20/21

Total \$ 6,216,724



### General Fund Expenditures by Department FY 20/21

Total \$ 5,661,199



11 - GENERAL FUND		2018-2019	2019-2020	2019-2020	2020-2021	
REVENUE		FISCAL YEAR	ORIGINAL	AMENDED	FISCAL YEAR	DESCRIPTION
		ACTUAL	BUDGET	BUDGET	BUDGET	
4011	PROPERTY TAXES	2,580,665	2,510,275	2,534,275	2,644,263	M&O rate .190846
4012	PROPERTY TAXES-DEL.	32,247	16,000	1,200		Collection down
4015	PROPERTY TAXES-P&I	26,663	12,000	10,000	10,000	
<b>TOTAL PROPERTY TAXES</b>		<b>2,639,576</b>	<b>2,538,275</b>	<b>2,545,475</b>	<b>2,654,263</b>	

**OTHER TAXES**

4101	SALES TAX	773,110	730,000	780,000	780,000	
4101-100	SALES TAX STREETS	387,716	370,800	417,000	417,000	
4102	FRANCHISE-ELECTRICAL	327,931	330,000	330,000	330,000	
4103	FRANCHISE-TELEPHONE	6,386		4,260	4,260	
4104	FRANCHISE-CABLE	43,422	42,000	35,000	28,000	Legislative change SB 1152
4105	FRANCHISE-GAS	32,595	30,000	30,000	30,000	
4106	FRANCHISE-CABLE PEG	3,306	3,200	3,200	3,200	
<b>TOTAL OTHER TAXES</b>		<b>1,574,466</b>	<b>1,506,000</b>	<b>1,599,460</b>	<b>1,592,460</b>	

**FINES & FORFEITURES**

4202	COURT TECHNOLOGY FUND	16	20	20	20	
4203	COURT SECURITY FUND	12	15	15	15	
4204	COURT COST-CITY	20	20	20	20	
4205	FINES	1,158	1,160	1,472	1,160	
4206	COURT COST-STATE	160	160	160	160	
4208	STATE JURY FEE	16	20	20	20	
4212	JUDICIAL FEES-STATE	22	25	25	25	
4213	JUDICIAL FEES-CITY	2	2	2	2	
4218	INDIGENT DEFENSE FEE	8	8	8	8	
<b>TOTAL FINES &amp; FORFEITURES</b>		<b>1,414</b>	<b>1,430</b>	<b>1,742</b>	<b>1,430</b>	

**LICENSES & PERMITS**

4301	GEN CONTRACTOR REG.	18,765	20,000	20,000	20,000	
4361	ZONING REQUEST	450	1,200	1,200	1,200	
4362	SPECIFIC USE PERMITS	1,800	1,350	1,350	1,350	
4363	VARIANCE REQUEST	-	450	450	450	
4365	BLDG PERMITS-RESIDENTIAL	269,367	360,000	360,000	320,000	
4367	BLDG PERMITS-ACC.	24,558	20,000	20,000	20,000	
4368	BLDG PERMITS-REMODEL	6,380	7,200	7,200	7,200	
4369	BLDG PERMITS-COMM.	30,601	30,000	30,000	20,000	
4371	ELECTRICAL PERMITS	2,630	2,200	2,370	2,200	
4372	PLUMBING PERMITS	4,740	4,000	4,200	4,000	
4373	HEATING & A/C PERMITS	3,060	1,200	1,980	1,200	
4374	FENCE PERMITS	6,600	6,000	6,000	6,000	
4375	SWIMMING POOL PERMITS	19,675	22,000	22,000	22,000	
4376	WEIGHT LIMIT PERMITS	51,100	48,000	48,000	40,000	
4377	ROOF PERMITS	5,100	1,000	2,400	1,000	
4378	SPRINKLER SYST PERMITS	7,920	6,500	6,500	6,500	
4379	DRIVEWAY PERMIT	1,300	1,000	1,390	1,000	
4380	SIGN PERMIT	1,000	2,000	2,000	2,000	
4382	STORM WATER MGMT PERMIT	3,100	4,900	4,900	4,900	
4384	SOLICITATION PERMIT	-	120	120	120	
4390	PLANNED DEVELOPMENT	500		1,600		
4395	HEALTH SERVICE PERMITS	4,500	6,300	6,300	6,300	
4398	MISC LICENSES & PERMITS	755	1,200	1,200	1,200	
4611	FIRE SPRINKLER PERMIT	23,261	30,000	30,000	30,000	
<b>TOTAL LICENSES &amp; PERMITS</b>		<b>487,162</b>	<b>576,620</b>	<b>581,160</b>	<b>518,620</b>	

**FIRE DEPARTMENT REVENUE**

4612	COUNTY FIRE DISTRICT	32,022	20,000	8,710	-	
4613	SEIS LAGOS INTER-LOCAL	363,841	406,144	406,144	442,705	Adjusted preliminary calc for actual
4614	AMBULANCE SERVICES	101,140	100,000	100,000	70,000	
4615	LISD EMS SERVICE	7,040	8,100	8,100	8,100	
4999	FIRE DISTRICT TRANSFER IN	382,789	370,800	417,000	417,000	

## 11 - GENERAL FUND

		2018-2019 FISCAL YEAR ACTUAL	2019-2020 ORIGINAL BUDGET	2019-2020 AMENDED BUDGET	2020-2021 FISCAL YEAR BUDGET	DESCRIPTION
<b>REVENUE</b>						
<b>TOTAL FIRE DEPARTMENT REVENUE</b>		<b>886,832</b>	<b>905,044</b>	<b>939,954</b>	<b>937,805</b>	
<b>FEES &amp; SERVICE CHARGES</b>						
4424	PLAT & REPLAT FEES	5,604	15,000	15,000	15,000	
4425	RE-INSPECTION FEES	4,650	5,000	5,000	3,400	
4426	FEES-BUILDING PROJECTS	1,200	7,200	7,200	7,200	
4427	PUBLIC IMPRV/3% INSPEC	19,071	27,000	79,883	18,000	
4497	PUBLIC INFO. REQUESTS			-		
4498	MISC. FEES & CHARGES	400	250	250	250	
<b>TOTAL FEES &amp; SERVICE CHARGES</b>		<b>30,925</b>	<b>54,450</b>	<b>107,333</b>	<b>43,850</b>	
<b>MISCELLANEOUS REVENUE</b>						
4911	INTEREST INCOME	160,320	130,000	95,000	50,000	Lower interest rate trend
4914	INSURANCE CLAIM REIMB	65,052	-	1,964		
4915	CHILD SAFETY INCOME	7,427	6,900	6,900	6,900	
4916	CREDIT CARD REVENUE	14,937	11,500	12,823	16,000	
4918	PERMIT FEE BEER & WINE	60		-		
4931	RENTAL INCOME	83,082	79,800	85,800	85,800	
4980	PARK DEDICATION FEES	20,000	80,000	121,000	30,000	Adj to actual
4981	FACILITY RENTAL	1,274		-		
4984	CARES ACT FUNDING			361,356		Funding from County for COVID-19 exp
4985	GRANT REVENUES	24,310	12,505	27,505	12,500	FD Training Grants
4986	DONATIONS	4,600		-		
4990	BROCKDALE RD MAINT	100,000	-	-		
4991	STREET ASSESSMENTS	1,300		-		
4992	SALE OF ASSETS	8,418	3,000	3,000		
4995	REIMBURSEMENTS	-		-		
4997	MISCELLANEOUS	3,880	5,539	8,091		
4998	PILOT TRANSFER IN	238,388	255,495	259,387	267,096	
<b>TOTAL MISCELLANEOUS REVENUE</b>		<b>733,048</b>	<b>584,739</b>	<b>982,826</b>	<b>468,296</b>	
4996	GF RESERVE FUNDING (USE OF)	-	100,000	-	0	
<b>***TOTAL REVENUES***</b>		<b>6,353,423</b>	<b>6,266,558</b>	<b>6,757,950</b>	<b>6,216,724</b>	

11 -GENERAL FUND CITY COUNCIL DEPARTMENTAL EXPENDITURES		2018-2019 FISCAL YEAR ACTUAL	2019-2020 ORIGINAL BUDGET	2019-2020 AMENDED BUDGET	2020-2021 FISCAL YEAR BUDGET	DESCRIPTION
<b><u>PERSONNEL SERVICES</u></b>						
6100-112	WORKERS' COMPENSATION	60	70	70	70	
6100-127	MEDICARE	131	220	220	220	
6100-127	UNEMPLOYMENT	-				
6100-468	CITY COUNCIL FEES	9,000	9,000	9,000	9,000	
<b>TOTAL PERSONNEL SERVICES</b>		<b>9,191</b>	<b>9,290</b>	<b>9,290</b>	<b>9,290</b>	
<b><u>MATERIALS &amp; SUPPLIES</u></b>						
6100-201	OFFICE SUPPLIES	2,410	-		-	
6100-204	FOOD/BEVERAGE	1,135	1,500	1,500	1,500	
6100-205	LOGO/UNIFORM	447				
6100-210	COMPUTER SUPPLIES	-	350	350	350	
6100-222	AUDIO/VISUAL	-	3,000	15,980	1,000	Replacement/repair
<b>TOTAL MATERIALS &amp; SUPPLIES</b>		<b>3,992</b>	<b>4,850</b>	<b>17,830</b>	<b>2,850</b>	
<b><u>PURCHASED SERVICES:</u></b>						
6100-307	TRAINING & TRAVEL	3,045	3,500	3,500	3,500	\$500 per council member
6100-309	PROFESSIONAL SERVICES	1,200	-	-		
<b>TOTAL PURCHASED SERVICES</b>		<b>4,245</b>	<b>3,500</b>	<b>3,500</b>	<b>3,500</b>	
<b><u>GENERAL &amp; ADMINISTRATIVE SERVICES</u></b>						
6100-441	APPRECIATION/AWARDS	3,443	6,000	6,000	5,000	See Detail Listing/Board Apprec
<b>TOTAL GENERAL &amp; ADMIN SERVICES</b>		<b>3,443</b>	<b>6,000</b>	<b>6,000</b>	<b>5,000</b>	
<b><u>NON-CAPITAL EXPENSE</u></b>						
6100-451	SOFTWARE, BOOKS, & CDS	144	500	500	500	See Detail Listing
6100-452	HARDWARE & TELECOM	769	-			
6100-411	FURNITURE & EQUIPMENT	10,170	-			
<b>TOTAL NON-CAPITAL EXPENSE</b>		<b>11,083</b>	<b>500</b>	<b>500</b>	<b>500</b>	
<b>TOTAL CITY COUNCIL</b>		<b>31,954</b>	<b>24,140</b>	<b>37,120</b>	<b>21,140</b>	



11 - GENERAL FUND CITY SECRETARY DEPARTMENTAL EXPENDITURES	2018-2019 FISCAL YEAR ACTUAL	2019-2020 ORIGINAL BUDGET	2019-2020 AMENDED BUDGET	2020-2021 FISCAL YEAR BUDGET	DESCRIPTION
<b>PERSONNEL SERVICES</b>					
6110-101 SALARIES - EXEMPT	77,875	77,964	80,315	80,315	
6110-103 SALARIES - TEMPORARY	-	-	-	-	
6110-112 WORKERS' COMPENSATION	260	275	275	275	
6110-113 LONGEVITY PAY	184	235	235	280	
6110-122 TMRS	10,300	9,993	10,299	10,318	Increase from 12.63% to 12.79%
6110-123 GROUP INSURANCE	9,719	9,996	9,996	10,320	
6110-127 MEDICARE	1,137	1,135	1,169	1,169	
6110-129 LT DISABILITY	329	410	410	241	Decrease from \$.0425 to \$.023 per \$100
6110-133 TELEPHONE ALLOWANCE	480	480	480	480	
<b>TOTAL PERSONNEL SERVICES</b>	<b>100,284</b>	<b>100,488</b>	<b>103,179</b>	<b>103,398</b>	
<b>MATERIALS &amp; SUPPLIES</b>					
6110-201 OFFICE SUPPLIES	892	1,100	1,100	1,100	
6110-204 FOOD/BEVERAGE	74	100	100	100	
6110-210 COMPUTER SUPPLIES	-	50	50	50	
6110-238 PRINTING & COPYING	10,699	12,800	12,800	12,800	Newsletter
6110-239 RECORDS MANAGEMENT	937	4,500	4,500	4,500	See Detail Listing
<b>TOTAL MATERIALS &amp; SUPPLIES</b>	<b>12,602</b>	<b>18,550</b>	<b>18,550</b>	<b>18,550</b>	
<b>PURCHASED SERVICES</b>					
6110-305 SOFTWARE SUPPORT & MAINT.	11,069	11,414	11,414	7,194	See Detail Listing
6110-306 ADVERTISING/PUBLIC NOTICES	8,037	14,300	11,445	14,300	
6110-307 TRAINING & TRAVEL	300	4,163	4,163	1,710	See Travel & Training Plan
6110-309 PROFESSIONAL SERVICES	1,018	5,500	5,500	5,500	Qtrly Codification - Franklin
6110-349 FILING FEES	465	2,200	2,200	2,200	
<b>TOTAL PURCHASED SERVICES</b>	<b>20,889</b>	<b>37,577</b>	<b>34,722</b>	<b>30,904</b>	
<b>GENERAL &amp; ADMINISTRATIVE SERVICES</b>					
6110-443 DUES/LICENSES	175	185	185	185	See Detail Listing
6110-445 ELECTIONS	8,385	11,000	875	11,000	Two elections/Nov 3rd/May 1st
6110-451 SOFTWARE, BOOKS & CD'S	-	1,100	1,100	1,100	See Detail Listing
<b>TOTAL GENERAL &amp; ADMIN SERVICES</b>	<b>8,560</b>	<b>12,285</b>	<b>2,160</b>	<b>12,285</b>	
<b>NON-CAPITAL EXPENSE</b>					
6110-411 FURNITURE & FIXTURES					
6110-452 HARDWARE TELECOM	-	-	3,165	-	Council Computer for Court
<b>TOTAL NON-CAPITAL EXPENSE</b>	<b>-</b>	<b>-</b>	<b>3,165</b>	<b>-</b>	
<b>TOTAL CITY SECRETARY</b>	<b>142,335</b>	<b>168,900</b>	<b>161,776</b>	<b>165,137</b>	

11 -GENERAL FUND ADMINISTRATION & FINANCE DEPARTMENTAL EXPENDITURES		2018-2019 FISCAL YEAR ACTUAL	2019-2020 ORIGINAL BUDGET	2019-2020 AMENDED BUDGET	2020-2021 FISCAL YEAR BUDGET	DESCRIPTION
<b>PERSONNEL SERVICES</b>						
6200-101	SALARIES - EXEMPT	256,574	244,500	260,858	260,858	
6200-102	SALARIES - NON-EXEMPT	82,450	85,435	88,014	88,020	
6200-111	OVERTIME	540	1,900	1,900	1,900	
6200-112	WORKERS' COMP	1,123	1,125	1,125	1,125	
6200-113	LONGEVITY PAY	1,292	1,485	1,485	1,500	
6200-122	TMRS	45,234	43,000	45,462	46,000	Increase from 12.63% to 12.79%
6200-123	GROUP INSURANCE	50,199	49,980	51,456	52,800	Includes \$1404 for Teladoc
6200-127	MEDICARE	4,931	4,820	5,095	5,100	
6200-129	LT DISABILITY	1,361	1,443	1,443	915	Decrease from \$.0425 to \$.023 per \$100
6200-133	TELEPHONE ALLOWANCE	1,380	1,380	1,380	1,380	
6200-141	CAR ALLOWANCE	2,400	2,400	2,400	2,400	
<b>TOTAL PERSONNEL SERVICES</b>		<b>447,484</b>	<b>437,468</b>	<b>460,618</b>	<b>461,998</b>	
<b>MATERIALS &amp; SUPPLIES</b>						
6200-201	OFFICE SUPPLIES	5,170	6,000	6,000	6,000	
6200-202	POSTAGE	1,500	1,700	1,700	1,700	Split between water and general funds
6200-203	SUBSCRIPTIONS	304	450	450	450	
6200-204	FOOD/BEVERAGE	2,193	2,200	2,200	2,200	
6200-205	LOGO/UNIFORM ALLOWANCE	370	800	800	800	\$100 per person
6200-210	COMPUTER SUPPLIES	80	350	350	350	
<b>TOTAL MATERIALS &amp; SUPPLIES</b>		<b>9,617</b>	<b>11,500</b>	<b>11,500</b>	<b>11,500</b>	
<b>PURCHASED SERVICES:</b>						
6200-302	AUDITING & ACCOUNTING	9,705	12,500	12,500	12,500	
6200-305	SOFTWARE SUPPORT/MAINT	14,054	17,250	17,250	18,200	Incode Maintenance
6200-307	TRAINING & TRAVEL	9,353	17,595	11,265	9,960	See Travel & Training Plan
6200-309	PROFESSIONAL SERVICES	3,621	19,016	17,540	3,000	\$3K Debt Disclosure SAMCO
6200-313	MAINTENANCE AGREEMENTS	5,356	5,400	5,400	5,496	Konica Copier/Split with water fund
6200-318	TAX COLLECTION	2,282	2,600	2,600	3,000	Increased costs County
6200-319	CENTRAL APPRAISAL FEE	25,187	30,000	30,000	36,000	Increased costs CAD
6200-321	STATE COMPTROLLER (COURT FEES)	140	300	300	300	
6200-322	CONTRACTS	5,500	7,600	7,600	7,600	\$3.6K Retainer/\$3K Judge/\$1K Hrly
6200-323	CELL PHONE	1,225	1,300	1,300	1,300	
6200-324	INMATE BOARDING	94	750	750	750	
6200-325	LIABILITY INSURANCE	15,625	30,000	30,000	30,000	
<b>TOTAL PURCHASED SERVICES</b>		<b>92,142</b>	<b>144,311</b>	<b>136,505</b>	<b>128,106</b>	
<b>GENERAL &amp; ADMINISTRATIVE SERVICES</b>						
6200-441	APPRECIATION/AWARDS	3,757	4,400	4,400	4,400	See Detail Listing
6200-442	TML MEMBERSHIP DUES	1,774	2,000	2,000	2,000	TML annual dues
6200-443	DUES/LICENSES	3,415	4,410	4,410	4,540	See Detail Listing
6200-444	EMPLOYMENT SCREENING	662	2,200	2,200	2,200	CareNow Physicals/Drug Screening
6200-445	CHILD SAFETY EXPENSE	-	500	500		
6200-497	CREDIT CARD FEES	3,872	6,100	12,000	12,000	Increase in activity
<b>TOTAL GENERAL &amp; ADMIN SERVICES</b>		<b>13,480</b>	<b>19,610</b>	<b>25,510</b>	<b>25,140</b>	
<b>NON-CAPITAL EXPENSE</b>						
6200-411	FURNITURE & FIXTURES	-	-	-	-	
6200-451	SOFTWARE	-	-	-	-	
<b>TOTAL NON-CAPITAL EXPENSE</b>		<b>-</b>	<b>-</b>	<b>-</b>	<b>-</b>	
<b>TOTAL ADMINISTRATION</b>		<b>562,723</b>	<b>612,889</b>	<b>634,133</b>	<b>626,744</b>	

11 - GENERAL FUND		2018-2019	2019-2020	2019-2020	2020-2021	
PUBLIC WORKS - ENGINEERING		FISCAL YEAR	ORIGINAL	AMENDED	FISCAL YEAR	
DEPARTMENTAL EXPENDITURES		ACTUAL	BUDGET	BUDGET	BUDGET	DESCRIPTION
<b>PERSONNEL SERVICES</b>						
6209-101	SALARIES - EXEMPT	85,150	85,259	87,816	87,816	
6209-103	SALARIES - TEMPORARY	-	10,000	16,720	14,820	
6209-112	WORKERS' COMPENSATION	280	290	290	290	
6209-113	LONGEVITY	186	235	235	290	
6209-122	TMRS	11,192	11,000	11,332	11,400	Increase from 12.63% to 12.79%
6209-123	GROUP INSURANCE	9,783	9,972	9,972	10,320	
6209-127	MEDICARE	1,163	1,390	1,427	1,490	
6209-129	LT DISABILITY	365	446	446	265	Decrease from \$.0425 to \$.023 per \$100
<b>TOTAL PERSONNEL SERVICES</b>		<b>108,119</b>	<b>118,592</b>	<b>128,238</b>	<b>126,691</b>	
<b>MATERIALS &amp; SUPPLIES</b>						
6209-201	OFFICE SUPPLIES	141	250	250	250	
6209-204	FOOD/BEVERAGE	-	1,000	1,000	1,000	Ribbon cuttings
6209-208	MINOR APPARATUS	287	500	500	500	
6209-209	PROTECTIVE CLOTHING/UNIFO	440	1,915	1,915	1,070	See Detail Listing
6209-210	COMPUTER SUPPLIES	328	500	500	500	
<b>TOTAL MATERIALS &amp; SUPPLIES</b>		<b>1,196</b>	<b>4,165</b>	<b>4,165</b>	<b>3,320</b>	
<b>MAINTENANCE &amp; REPAIR</b>						
6209-232	VEHICLE MAINTENANCE	5,117	3,000	3,000	4,950	See Detail Listing/Annual maint New Truck outfitting
<b>TOTAL MAINTENANCE &amp; REPAIR</b>		<b>5,117</b>	<b>3,000</b>	<b>3,000</b>	<b>4,950</b>	
<b>PURCHASED SERVICES</b>						
6209-307	TRAVEL/TRAINING	2,628	3,913	3,913	1,538	See Travel & Training Plan
6209-313	MAINTENANCE AGREEMENTS		1,500	1,500	1,500	Maint. for Plotter/Scanner
6209-309	PROFESSIONAL SERVICES	74,992	87,500	143,788	82,500	See Detail Listing
6209-323	CELL PHONE	838	1,200	1,200	1,200	
6209-333	UTILITIES - WATER	3,236		5,000		
6209-334	STREET LIGHTING	1,618	5,000	5,000	5,000	
<b>TOTAL PURCHASED SERVICES</b>		<b>83,312</b>	<b>99,113</b>	<b>160,401</b>	<b>91,738</b>	
<b>GENERAL &amp; ADMINISTRATIVE SERVICES</b>						
6209-443	DUES/LICENSES	100	325	325	325	Institute of Traffic Engineers
<b>TOTAL GENERAL &amp; ADMIN SERVICES</b>		<b>100</b>	<b>325</b>	<b>325</b>	<b>325</b>	
<b>NON-CAPITAL EXPENSE</b>						
6209-411	FURNITURE & FIXTURES	360	500	500	500	
6209-416	IMPLEMENTS & APPARATUS	470	500	500	500	
6209-451	SOFTWARE	3,310	3,510	3,510	3,510	See Comprehensive IT Schedule
6209-452	HARDWARE	2,777				
<b>TOTAL NON-CAPITAL EXPENSE</b>		<b>6,917</b>	<b>4,510</b>	<b>4,510</b>	<b>4,510</b>	
<b>CAPITAL OUTLAY</b>						
8209-301	IMPROVEMENTS ROADS	945,148	750,000	806,061	750,000	Includes Pavement and Culvert Maint.
8209-420	EQUIPMENT	-	-	-	-	
8209-421	VEHICLES	-	-	40,000	-	
8209-433	SIGNS & MARKINGS	15,379	25,000	25,000	10,000	Regulatory Signage
8209-452	HARDWARE & TELECOM	-	-	-	-	
<b>TOTAL CAPITAL OUTLAY</b>		<b>960,527</b>	<b>775,000</b>	<b>871,061</b>	<b>760,000</b>	
<b>TOTAL PUBLIC WORKS - ENGINEERING</b>		<b>1,165,288</b>	<b>1,004,705</b>	<b>1,171,700</b>	<b>991,534</b>	

11 - GENERAL FUND PUBLIC WORKS - OPERATIONS DEPARTMENTAL EXPENDITURES		2018-2019 FISCAL YEAR ACTUAL	2019-2020 ORIGINAL BUDGET	2019-2020 AMENDED BUDGET	2020-2021 FISCAL YEAR BUDGET	DESCRIPTION
<b>PERSONNEL SERVICES</b>						
6210-102	SALARIES - NON-EXEMPT	73,195	112,715	96,289	112,486	
6210-104	SALARIES - NON-EXEMPT PT		18,720	24,352	18,720	
6210-111	OVERTIME	474	4,500	1,000	4,500	
6210-112	WORKERS' COMPENSATION	1,544	5,175	5,175	5,175	
6210-113	LONGEVITY	532	718	718	815	
6210-122	TMRS	9,681	17,500	17,787	17,900	Increase from 12.63% to 12.79%
6210-123	GROUP INSURANCE	17,536	29,988	29,988	30,660	
6210-127	MEDICARE	1,070	1,980	2,012	2,012	
6210-129	LT DISABILITY	306	590	590	337	Decrease from \$.0425 to \$.023 per \$100
<b>TOTAL PERSONNEL SERVICES</b>		<b>104,338</b>	<b>191,886</b>	<b>177,911</b>	<b>192,605</b>	
<b>MATERIALS &amp; SUPPLIES</b>						
6210-201	OFFICE SUPPLIES	480	550	550	550	
6210-204	FOOD/BEVERAGE	145	800	800	800	
6210-206	FUEL & LUBRICANTS	5,350	11,000	11,000	11,000	
6210-208	MINOR APPARATUS	4,411	5,000	1,000	5,000	
6210-209	PROTECTIVE CLOTHING/UNIFORMS	5,483	9,560	9,560	9,560	See Detail Listing
6210-210	COMPUTER SUPPLIES	168	250	250	250	
6210-211	MEDICAL SUPPLIES	-	250	250	250	
6210-214	CLEANING SUPPLIES	40	1,000	1,000	1,000	
6210-223	SAND/DIRT	522	1,500	1,500	1,500	
6210-224	ASPHALT/BASE/CONC/CULVERT	41,880	22,000	22,000	32,000	Street Maint. Program
<b>TOTAL MATERIALS &amp; SUPPLIES</b>		<b>58,479</b>	<b>51,910</b>	<b>47,910</b>	<b>61,910</b>	
<b>MAINTENANCE &amp; REPAIR</b>						
6210-231	FACILITY MAINTENANCE	13,025	11,500	11,500	7,500	See Detail Listing
6210-232	VEHICLE MAINTENANCE	9,264	10,800	10,800	4,200	See Detail Listing
6210-233	EQUIPMENT MAINTENANCE	7,995	9,050	9,050	9,450	See Detail Listing
6210-234	WASTE DISPOSAL	2,523	4,000	4,000	4,000	
6210-298	MAINTENANCE & PARTS - MISC	2,468	3,000	3,000	3,000	
<b>TOTAL MAINTENANCE &amp; REPAIR</b>		<b>35,275</b>	<b>38,350</b>	<b>38,350</b>	<b>28,150</b>	
<b>PURCHASED SERVICES</b>						
6210-307	TRAVEL/TRAINING	1,403	3,599	599	1,015	See Travel & Training Plan
6210-309	PROFESSIONAL SERVICES	2,400	5,000	3,000	5,000	Surveying Easements
6210-323	CELL PHONE	989	3,500	3,500	3,500	
6210-331	UTILITIES, ELECTRIC	5,055	6,000	6,000	6,000	
6210-346	EQUIPMENT RENTAL	1,804	4,000	2,000	4,000	
<b>TOTAL PURCHASED SERVICES</b>		<b>11,651</b>	<b>22,099</b>	<b>15,099</b>	<b>19,515</b>	
<b>GENERAL &amp; ADMINISTRATIVE SERVICES</b>						
6210-443	DUES/LICENSES	40	400	400	200	See Detail Listing
<b>TOTAL GENERAL &amp; ADMIN SERVICES</b>		<b>40</b>	<b>400</b>	<b>400</b>	<b>200</b>	
<b>NON-CAPITAL EXPENSE</b>						
6210-411	FURNITURE & FIXTURES	-	-	-	-	
6210-416	IMPLEMENTS & APPARATUS	5,275	-	-	-	
6210-433	SIGNS & MARKINGS	8,578	12,000	10,000	12,000	
<b>TOTAL NON-CAPITAL EXPENSE</b>		<b>13,853</b>	<b>12,000</b>	<b>10,000</b>	<b>12,000</b>	
<b>CAPITAL OUTLAY</b>						
8210-420	EQUIPMENT	22,289	284,595	189,219	35,000	See Detail Listing Raptor Boom Mower replacement
8210-421	VEHICLES	-	63,700	108,700		
<b>TOTAL CAPITAL OUTLAY</b>		<b>22,289</b>	<b>348,295</b>	<b>297,919</b>	<b>35,000</b>	
<b>TOTAL PUBLIC WORKS</b>		<b>245,925</b>	<b>664,940</b>	<b>587,589</b>	<b>349,380</b>	

11 -GENERAL FUND PARKS DEPARTMENT DEPARTMENTAL EXPENDITURES		2018-2019 FISCAL YEAR ACTUAL	2019-2020 ORIGINAL BUDGET	2019-2020 AMENDED BUDGET	2020-2021 FISCAL YEAR BUDGET	DESCRIPTION
<b><u>PERSONNEL SERVICES</u></b>						
6211-103	SALARIES - NON-EXMPT TEMP	29,714	20,160	29,940	20,160	3 seasonal positions
6211-112	WORKERS COMP	1,023	600	600	600	
6211-127	MEDICARE	431	300	300	300	
<b>TOTAL PERSONNEL SERVICES</b>		<b>31,168</b>	<b>21,060</b>	<b>30,840</b>	<b>21,060</b>	
<b><u>MAINTENANCE &amp; REPAIR</u></b>						
6211-231	FACILITIES MAINTENANCE				4,500	Previously budgeted in Pworks
6211-233	EQUIPMENT MAINTENANCE	3,285	4,500	6,500	4,500	Landscaping Equipment
<b>TOTAL MAINTENANCE &amp; REPAIR</b>		<b>3,285</b>	<b>4,500</b>	<b>6,500</b>	<b>9,000</b>	
<b><u>PURCHASED SERVICES</u></b>						
6211-322	CONTRACTS	54,140	57,500	57,500	57,500	\$35K Mowing/\$22.5K Weed/Feed
6211-331	UTILITIES, ELECTRIC	2,291	2,000	2,000	2,000	
6211-333	UTILITIES, WATER	4,555	10,000	10,000	10,000	
<b>TOTAL PURCHASED SERVICES</b>		<b>60,986</b>	<b>69,500</b>	<b>69,500</b>	<b>69,500</b>	
<b><u>SPECIAL EVENTS</u></b>						
6211-444	FOUNDERS DAY	20,474	30,000	28	30,000	
6211-445	SERVICE TREE PROGRAM	921	3,200	3,200	4,000	Includes \$1K for replacement trees
6211-446	KEEP LUCAS BEAUTIFUL	3,234	4,550	1,550	4,550	See Detail Listing
6211-447	COUNTRY CHRISTMAS	4,564	10,000	10,000	10,000	
6211-448	PARK EVENTS	1,909	11,000	8,000	15,000	See Detail Listing
<b>TOTAL SPECIAL EVENTS</b>		<b>31,102</b>	<b>58,750</b>	<b>22,778</b>	<b>63,550</b>	
<b><u>NON-CAPITAL OUTLAY</u></b>						
6211-417	PARK IMPROVEMENTS	22,192	50,000	54,100	50,000	\$10K Beautification/\$40K Trails
6211-418	PARK IMPROVEMENTS- USACE	149			-	
<b>TOTAL NON- CAPITAL OUTLAY</b>		<b>22,341</b>	<b>50,000</b>	<b>54,100</b>	<b>50,000</b>	
<b><u>CAPITAL OUTLAY</u></b>						
8211-417	PARK IMPROVEMENTS	19,515	23,115	24,843		
<b>TOTAL CAPITAL OUTLAY</b>		<b>19,515</b>	<b>23,115</b>	<b>24,843</b>	<b>-</b>	
<b>TOTAL PARKS</b>		<b>168,397</b>	<b>226,925</b>	<b>208,561</b>	<b>213,110</b>	

11 - GENERAL FUND DEVELOPMENT SERVICES DEPARTMENTAL EXPENDITURES		2018-2019 FISCAL YEAR ACTUAL	2019-2020 ORIGINAL BUDGET	2019-2020 AMENDED BUDGET	2020-2021 FISCAL YEAR BUDGET	DESCRIPTION
<b>PERSONNEL SERVICES</b>						
6212-101	SALARIES - EXEMPT	47,502	47,741	49,173	49,173	
6212-102	SALARIES - NON-EXEMPT	208,572	214,469	183,972	221,000	
6212-111	OVERTIME	7,637	11,200	11,200	11,200	
6212-112	WORKERS' COMPENSATION	1,205	2,200	2,200	2,200	
6212-113	LONGEVITY PAY	1,202	1,420	1,420	1,420	
6212-122	TMRS	34,646	35,500	34,368	36,500	Increase from 12.63% to 12.79%
6212-123	GROUP INSURANCE	42,849	44,982	38,482	46,440	
6212-127	MEDICARE	3,659	3,965	4,061	4,101	
6212-129	LT DISABILITY	1,089	1,350	1,350	810	Decrease from \$.0425 to \$.023 per \$100
6212-131	UNEMPLOYMENT					
<b>TOTAL PERSONNEL SERVICES</b>		<b>348,361</b>	<b>362,827</b>	<b>326,226</b>	<b>372,844</b>	
<b>MATERIALS &amp; SUPPLIES</b>						
6212-201	OFFICE SUPPLIES	4,642	5,500	5,500	5,500	
6212-203	SUBSCRIPTIONS	64	350	350	350	
6212-204	FOOD/BEVERAGE	78	500	500	500	
6212-205	LOGO/UNIFORM ALLOWANCE	1,999	2,400	2,400	2,400	
6212-206	FUEL & LUBRICANTS	3,706	5,200	5,200	5,200	
6212-210	COMPUTER SUPPLIES	76	250	250	250	
<b>TOTAL MATERIALS &amp; SUPPLIES</b>		<b>10,565</b>	<b>14,200</b>	<b>14,200</b>	<b>14,200</b>	
<b>MAINTENANCE &amp; REPAIR</b>						
6212-232	VEHICLE MAINTENANCE	17,362	6,900	4,900	9,100	See Detail Listing
<b>TOTAL MAINTENANCE &amp; REPAIR</b>		<b>17,362</b>	<b>6,900</b>	<b>4,900</b>	<b>9,100</b>	
<b>PURCHASED SERVICES:</b>						
6212-305	SOFTWARE SUPPORT/MAINT.	6,334	1,900	1,900	12,574	See Comprehensive IT Schedule Energov \$10,579/Incode \$1,995
6212-307	TRAINING & TRAVEL	7,656	12,197	6,197	5,959	See Travel & Training Plan
6212-309	PROFESSIONAL SERVICES	4,050	14,600	7,600	12,600	See Detail Listing
6212-313	MAINTENANCE AGREEMENTS	-	100	100	100	
6212-323	CELL PHONE	2,210	3,200	3,200	3,200	
<b>TOTAL PURCHASED SERVICES</b>		<b>20,250</b>	<b>31,997</b>	<b>18,997</b>	<b>34,433</b>	
<b>GENERAL &amp; ADMINISTRATIVE SERVICES</b>						
6212-443	DUES/LICENSES	1,512	3,029	3,029	2,949	See Detail Listing
6212-450	COMPUTER HARDWARE	2,438	5,150	5,150		
6212-451	SOFTWARE, BOOKS & CD'S	1,795	1,600	1,600	1,600	See Comprehensive IT Schedule
6212-452	STORM WATER MGMT EXPENSE	5,603	8,500	7,500	8,500	Includes \$6K supplies/eqp for two cleanup events/\$2.5K Education exp
<b>TOTAL GENERAL &amp; ADMINISTRATION SERVICES</b>		<b>11,348</b>	<b>18,279</b>	<b>17,279</b>	<b>13,049</b>	
<b>CAPITAL OUTLAY</b>						
8212-420	EQUIPMENT	5,974				
8212-451	COMPUTER SOFTWARE		51,400	51,400		
8212-452	COMPUTERS					
8212-421	VEHICLES	-				
<b>TOTAL CAPITAL OUTLAY</b>		<b>5,974</b>	<b>51,400</b>	<b>51,400</b>	<b>-</b>	
<b>TOTAL DEVELOPMENT SERVICES</b>		<b>413,860</b>	<b>485,603</b>	<b>433,002</b>	<b>443,626</b>	

11 - GENERAL FUND FIRE DEPARTMENT DEPARTMENTAL EXPENDITURES		2018-2019 FISCAL YEAR ACTUAL	2019-2020 ORIGINAL BUDGET	2019-2020 AMENDED BUDGET	2020-2021 FISCAL YEAR BUDGET	DESCRIPTION
<b>PERSONNEL SERVICES</b>						
6300-101	SALARIES - EXEMPT	206,734	253,101	260,713	260,713	
6300-102	SALARIES - NON EXEMPT FF/EMS	754,472	753,534	772,604	772,604	
6300-103	SAL - NON EXEMPT TEMP	-	3,600	-	9,620	See Detail Listing
6300-106	CERTIFICATION FEES	4,830	12,360	8,360	12,000	See Detail Listing
6300-111	SALARIES - OVERTIME	128,784	123,716	141,816	124,971	See Detail Listing
6300-112	WORKERS' COMPENSATION	22,153	49,500	49,500	49,500	
6300-113	LONGEVITY PAY	2,240	2,500	2,500	2,500	
6300-122	TMRS	143,341	147,000	152,822	153,000	Increase from 12.63% to 12.79%
6300-123	GROUP INSURANCE	151,401	159,936	159,936	165,120	
6300-127	MEDICARE	16,720	16,660	17,310	17,310	
6300-128	OTHER RETIREMENT	23,001	51,120	51,120	85,500	See Detail Listing
6300-129	LT DISABILITY	4,065	5,290	5,290	3,100	Decrease from \$.0425 to \$.023 per \$100
6300-133	TELEPHONE ALLOWANCE	250	600	600	600	Aaron Alderdice phone allowance
<b>TOTAL PERSONNEL SERVICES</b>		<b>1,457,991</b>	<b>1,578,917</b>	<b>1,622,571</b>	<b>1,656,538</b>	
<b>MATERIALS &amp; SUPPLIES</b>						
6300-201	OFFICE SUPPLIES	2,383	2,250	1,800	2,100	
6300-202	POSTAGE	243	400	400	375	
6300-203	SUBSCRIPTIONS	85	140	140	55	See Detail Listing
6300-204	FOOD/BEVERAGE	4,480	6,550	5,550	6,050	
6300-205	LOGO/UNIFORM ALLOWANCE	21,207	22,350	22,350	18,850	See Detail Listing
6300-206	FUEL & LUBRICANTS	18,456	19,000	19,000	18,600	See Detail Listing
6300-207	FUEL - PROPANE/(natural gas)	1,460	1,800	1,800	1,700	
6300-208	MINOR APPARATUS	7,102	7,950	7,950	8,175	See Detail Listing
6300-209	PROTECTIVE CLOTHING	32,802	29,520	29,520	23,020	See Detail Listing
6300-210	COMPUTER SUPPLIES	1,206	1,300	1,300	1,200	See Detail Listing
6300-211	MEDICAL & SURGICAL SUPPL	26,793	28,000	28,000	29,313	See Detail Listing
6300-214	SUPPLIES - FD	3,970	4,000	4,000	4,220	See Detail Listing
6300-215	DISPOSABLE MATERIALS	5,531	6,050	6,050	6,650	See Detail Listing
6300-227	PREVENTION ACTIVITIES	5,694	6,600	4,875	5,650	See Detail Listing
<b>TOTAL MATERIALS &amp; SUPPLIES</b>		<b>131,412</b>	<b>135,910</b>	<b>132,735</b>	<b>125,958</b>	
<b>MAINTENANCE &amp; REPAIR</b>						
6300-231	FACILITY MAINTENANCE	11,331	13,900	14,700	13,900	See Detail Listing
6300-232	VEHICLE MAINTENANCE	38,220	27,049	32,829	27,369	See Detail Listing
6300-233	EQUIPMENT MAINT	5,430	12,550	12,550	12,600	See Detail Listing
<b>TOTAL MAINTENANCE &amp; REPAIR</b>		<b>54,981</b>	<b>53,499</b>	<b>60,079</b>	<b>53,869</b>	
<b>PURCHASED SERVICES</b>						
6300-302	FIRE DEPT RUN REIMBURS.	66,768	77,820	69,820	72,300	See Detail Listing
6300-302.1	LISD GAME COVERAGE	6,901	6,210	6,210	6,210	See Detail Listing
6300-303	TELEPHONE	2,793	3,700	3,700	3,700	
6300-304	INTERNET	7,239	6,600	6,600	6,600	
6300-307	TRAINING & TRAVEL	24,442	37,578	30,872	28,778	See Detail Listing
6300-309	PROFESSIONAL SERVICES	80,655	116,709	112,435	120,562	See Detail Listing and Comprehensive IT Schedule - \$13,876
6300-310	SCBA	14,425	25,490	25,490	26,590	See Detail Listing
6300-312	PARAMEDIC SCHOOL	2,300	1,000	-	1,000	Jesse Allen Paramedic School
6300-313	MAINTENANCE AGREEMENTS	12,353	16,300	16,300	16,795	See Detail Listing and Comprehensive IT Schedule - \$12,950
6300-316	911 DISPATCH	79,000	79,000	79,000	79,939	Wylie Dispatch
6300-323	CELL PHONE	7,841	9,090	9,090	9,090	See Detail Listing
6300-325	LIABILITY INSURANCE	20,000	20,000	20,000	20,000	
6300-331	UTILITIES, ELECTRIC	26,612	27,000	27,000	27,000	
6300-333	UTILITIES, WATER	3,511	4,000	4,000	4,750	
6300-337	PAGER SERVICE	654	700	700	700	Active 911 notification of emergencies
6300-346	EQUIPMENT RENTAL	396	450	450	450	See Detail Listing
6300-349	EMS/EQP NOTE PAY INT	1,717	-	-	-	
6300-350	EMS EQUIP FINAN PRINC	60,928	-	-	-	
<b>TOTAL PURCHASED SERVICES</b>		<b>418,535</b>	<b>431,647</b>	<b>411,667</b>	<b>424,464</b>	
<b>GENERAL &amp; ADMINISTRATIVE SERVICES</b>						
6300-441	APPRECIATION/AWARDS	3,808	4,200	3,800	4,000	See Detail Listing
6300-443	DUES/LICENSES	5,680	7,003	6,703	5,899	See Detail Listing
6300-445	CHILD SAFETY					
6300-447	EMERGENCY MANAGEMENT SERV	16,319	13,439	13,439	8,239	See Detail Listing
6300-448	REHAB TRAINING & EQUIPMENT	1,968	2,000	1,500	1,500	See Detail Listing
6300-451	SOFTWARE, BOOKS & CD'S	2,300	4,700	4,700	3,300	See Detail Listing and Comprehensive IT Schedule - \$1,600
<b>TOTAL GENERAL &amp; ADMINISTRATIVE SERVICE!</b>		<b>30,075</b>	<b>31,342</b>	<b>30,142</b>	<b>22,938</b>	

11 -GENERAL FUND FIRE DEPARTMENT DEPARTMENTAL EXPENDITURES	2018-2019 FISCAL YEAR ACTUAL	2019-2020 ORIGINAL BUDGET	2019-2020 AMENDED BUDGET	2020-2021 FISCAL YEAR BUDGET	DESCRIPTION
<b>NON-CAPITALIZED EXPENSE</b>					
6300-411 FURNITURE & FIXTURES		-	-		
6300-420 EQUIPMENT	8,146	-		8,475	PPE for water rescue training
6300-452 HARDWARE & TELECOM	17,207	20,050	20,050	850	Radio Maintenance
<b>TOTAL NON-CAPITALIZED EXPENSE</b>	<b>25,353</b>	<b>20,050</b>	<b>20,050</b>	<b>9,325</b>	
<b>CAPITAL OUTLAY</b>					
8300-200 BUILDING IMPROVEMENTS	71,250	25,000	45,600		
8300-411 FURNITURE & FIXTURES	-	-	-		
8300-416 IMPLEMENTS & APPARATUS	-	-	-	-	
8300-420 EQUIPMENT	77,553	-			
8300-421 VEHICLES	317,719	-			
8300-452 HARDWARE & TELECOM	-	-	-	-	
<b>TOTAL CAPITAL OUTLAY</b>	<b>466,522</b>	<b>25,000</b>	<b>45,600</b>	<b>-</b>	
<b>TOTAL FIRE</b>	<b>2,584,869</b>	<b>2,276,365</b>	<b>2,322,844</b>	<b>2,293,092</b>	



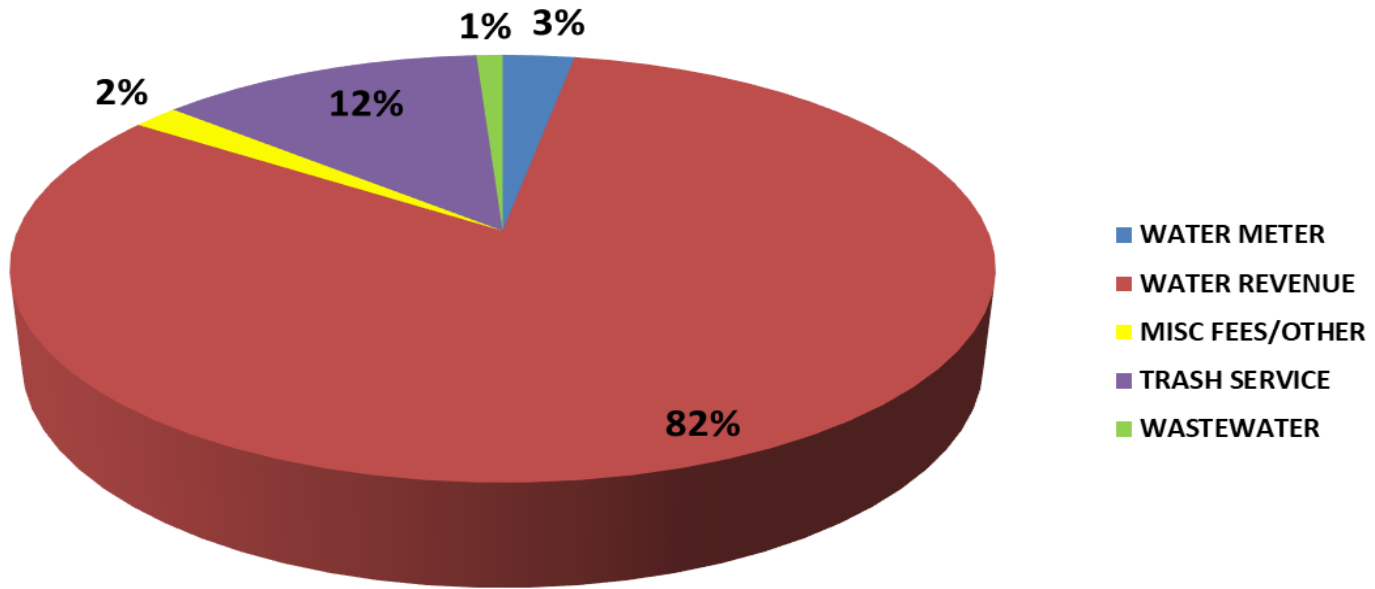
<b>11 - GENERAL FUND</b>		<b>2018-2019</b>	<b>2019-2020</b>	<b>2019-2020</b>	<b>2020-2021</b>	
<b>GENERAL ADMINISTRATION - NON-DEPARTMENTAL EXPENDITURES</b>		<b>FISCAL YEAR</b>	<b>ORIGINAL</b>	<b>AMENDED</b>	<b>FISCAL YEAR</b>	
		<b>ACTUAL</b>	<b>BUDGET</b>	<b>BUDGET</b>	<b>BUDGET</b>	<b>DESCRIPTION</b>
<b><u>PERSONNEL SERVICES</u></b>						
6999-109	TMRS - COLA					
6999-110	PERFORMANCE/INCENTIVE PA	35,653	65,925	4,855	-	
6999-130	LT DISABILITY					
<b>TOTAL PERSONNEL SERVICES</b>		<b>35,653</b>	<b>65,925</b>	<b>4,855</b>	<b>-</b>	
<b><u>MAINT &amp; SUPPLIES</u></b>						
6999-214	CLEANING SUPPLIES	1,597	1,500	1,500	1,500	
6999-231	FACILITY MAINT	49,814	30,400	28,672	26,800	
<b>TOTAL MAINT &amp; SUPPLIES</b>		<b>51,411</b>	<b>31,900</b>	<b>30,172</b>	<b>28,300</b>	
<b><u>PURCHASED SERVICES</u></b>						
6999-303	TELEPHONE	10,006	11,500	11,500	11,500	
6999-305	IT SUPPORT/MAINT	72,292	72,292	72,292	72,292	See Comprehensive IT Schedule
6999-306	SOFTWARE MAINTENANCE	16,569	17,484	17,484	17,484	See Comprehensive IT Schedule
6999-308	CLEANING & PEST CONTROL	16,597	18,300	18,300	18,300	
6999-309	PROFESSIONAL SERVICES	2,808	4,320	4,320	4,660	See Comprehensive IT Schedule
6999-310	LEGAL SERVICES	128,225	150,000	100,000	100,000	
6999-326	LAW ENFORCEMENT	285,073	250,000	250,000	250,000	
6999-323	STREAKER RESTORATION	-	-	37,500		
6999-331	ELECTRICITY	8,288	8,400	8,400	8,400	
6999-333	WATER	529	600	600	600	
6999-336	ANIMAL CONTROL	34,000	35,000	35,000	35,000	
<b>TOTAL PURCHASED SERVICES</b>		<b>574,387</b>	<b>567,896</b>	<b>555,396</b>	<b>518,236</b>	
<b><u>NON-CAPITAL EXPENSE</u></b>						
6999-411	FURNITURE	-	-	-		
6999-451	SOFTWARE	12,734	12,800	12,800	5,900	See Comprehensive IT Schedule
6999-452	HARDWARE, TELECOM	11,285	26,445	26,445	5,000	See Comprehensive IT Schedule
<b>TOTAL NON-CAPITALIZED EXPENSE</b>		<b>24,019</b>	<b>39,245</b>	<b>39,245</b>	<b>10,900</b>	
<b><u>COVID 19 EXPENSE</u></b>						
8999-200	BUILDING IMPROVEMENTS	17,823	-	-	-	
8999-420	EQUIPMENT		-	-		
8999-421	VEHICLE		-	-		
8999-452	HARDWARE, TELECOM	-	-	-		
<b><u>TRANSFER</u></b>						
6999-499	COVID-19 EXPENDITURES	-	-	361,356		COVID-19 Expenses offset with CARES Act funding from County
<b>TOTAL COVID-19 EXPENSE</b>		<b>17,823</b>	<b>-</b>	<b>361,356</b>	<b>-</b>	
<b>TOTAL NON-DEPARTMENTAL</b>		<b>703,293</b>	<b>704,966</b>	<b>991,024</b>	<b>557,436</b>	
<b><u>OTHER FINANCING SOURCES(USES)</u></b>						
6999-998	TRANSFER OUT TO CAPITAL FUND			3,243,290		FY 19-20 Restricted Proj Mgmt & Cap
6999-999	TRANSFER OUT TO TECHNOLOGY FUND			56,625		
<b>TOTAL FINANCING SOURCES(USES)</b>				<b>3,299,915</b>		

21 - CAPITAL IMPROVEMENTS		2018-2019 FISCAL YEAR ACTUAL	2019-2020 ORIGINAL BUDGET	2019-2020 AMENDED BUDGET	2020-2021 FISCAL YEAR BUDGET	DESCRIPTION
<b>REVENUES</b>						
<b><u>FEES &amp; SERVICE CHARGES</u></b>						
4404 INTERGOV/3RD PARTY REV		-	-	-	-	
<b>TOTAL FEES &amp; SERVICE CHARGES</b>		-	-	-	-	
<b><u>MISCELLANEOUS REVENUE</u></b>						
4911 INTEREST INCOME		122,712	120,000	87,000	60,000	Adjust for trend
4914 INSURANCE PROCEEDS		-	-	-	-	
<b>TOTAL MISCELLANEOUS REV</b>		<b>122,712</b>	<b>120,000</b>	<b>87,000</b>	<b>60,000</b>	
<b>***TOTAL OPERATING REVENUE***</b>		<b>122,712</b>	<b>120,000</b>	<b>87,000</b>	<b>60,000</b>	
<b><u>OTHER FINANCIAL SOURCES (USES)</u></b>						
4800 BOND PROCEEDS		7,215,000	-	-	-	
4810 BOND ISSUE PREMIUM		488,693	-	-	-	
4996 TRANSFER IN FROM GF RESTRICTED RESERVES		-	-	3,243,290	-	Restic Reserves for Cap Proj/Proj Mgmt. and Restr Impact Fees
<b>TOTAL OTHER FIN. SOURCES (USES)</b>		<b>7,703,693</b>	<b>-</b>	<b>3,243,290</b>	<b>-</b>	

21 - CAPITAL IMPROVEMENTS		2018-2019	2019-2020	2019-2020	2020-2021	DESCRIPTION
PUBLIC WORKS		FISCAL YEAR	ORIGINAL	AMENDED	FISCAL YEAR	
DEPARTMENTAL EXPENDITURES		ACTUAL	BUDGET	BUDGET	BUDGET	
<b>CAPITAL OUTLAY</b>						
7900-298	BOND ISSUE COSTS	-	-	-	-	
8210-490-104	WATER METER REPLACEMENT	127,093	-	-	-	
8210-490-120	PARKER R 12" WATER LINE PHASE ONE	26,831	-	-	-	
8210-490-124	PROJ MGMT 125 -ELEV WATER TWR	-	34,973	69,946	-	
8210-490-125	ELEVATED WATER TOWER	-	-	1,147,091	-	
8210-490-127	SCADA SYSTEM PROJECT	-	-	100,000	-	
8210-490-128	NORTH PUMP STATION PROJECT	-	-	1,603,029	-	
8210-491-123	WINNINGKOFF ROAD REVERSE CURVE	11,721	-	-	-	
8210-491-124	STINSON RD W LUCAS INTERSECTION	78,763	-	-	-	
8210-491-126	COUNTRY CLUB RD/ESTATES PKWY INTERSECTION	1,443	-	293,254	-	
8210-491-127	WINNINGKOFF RD(REVERSE C TO SNIDER LN)	31,935	-	1,771,837	-	
8210-491-128	STINSON RD (PARKER RD TO BRISTOL PARK)	1,552,006	-	1,158,761	-	
8210-491-129	BLONDY JHUNE RD (WEST BRIDGE TO WINNINGK)	2,094,960	-	592,840	-	
8210-491-130	PARKER RD-CIMARRON TRAIL TURN LANE	116,301	-	-	-	
8210-491-131	PROJ MGMT 127 - WINNINGKOFF RD	139,503	139,890	139,890	-	
8210-491-132	PROJ MGMT 128 - STINSON RD	131,712	104,918	70,333	-	
8210-491-133	PROJ MGMT 129 - BLONDY JHUNE RD	-	139,890	148,068	-	
8210-491-134	STISON RD / MUDDY CREEK BRIDGE	-	-	802,115	-	
8210-491-135	SNIDER LANE/WHITE ROCK ROCK CREEK BRIDGE	-	-	754,185	-	
8210-491-136	WEST LUCAS RD PROJECT	-	-	-	4,184,820	
8210-491-500	BROCKDALE RD REHABILITATION	2,188	-	34,070	-	
<b>TOTAL CAPITAL OUTLAY</b>		<b>4,314,456</b>	<b>419,671</b>	<b>8,685,419</b>	<b>4,184,820</b>	
<b>TOTAL PUBLIC WORKS</b>		<b>4,314,456</b>	<b>419,671</b>	<b>8,685,419</b>	<b>4,184,820</b>	

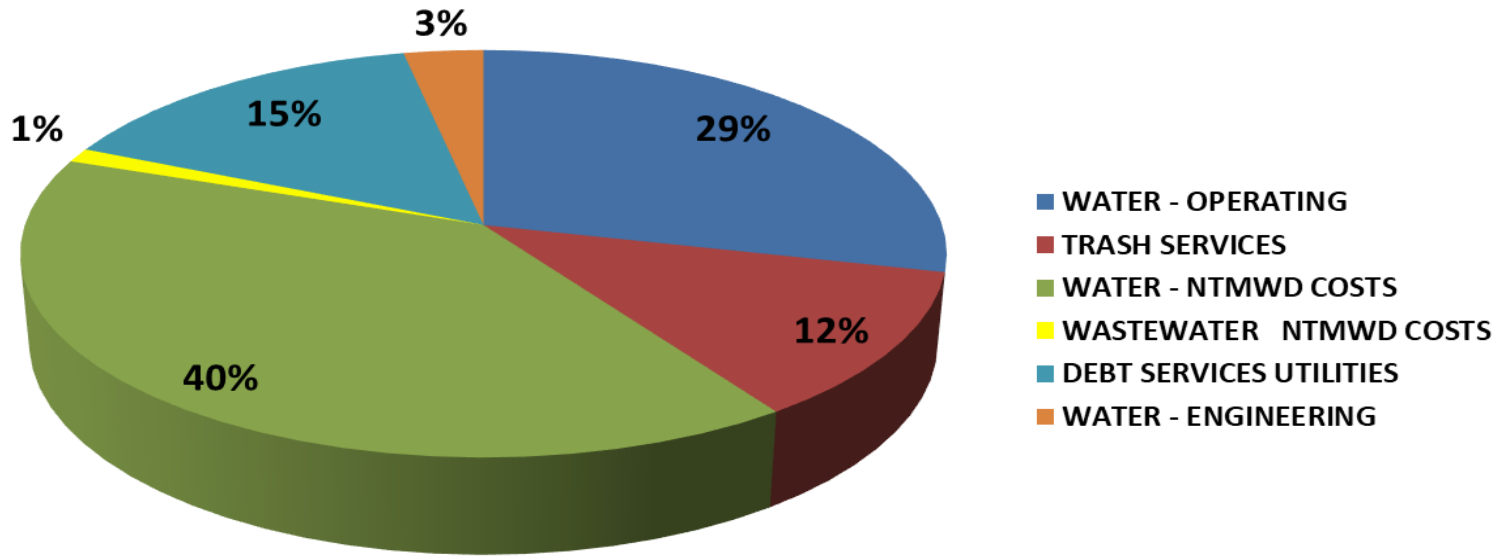
# Water Fund Revenue FY 20/21

Total \$ 5,016,554



# Water Fund Expenditures FY 20/21

Total \$ 4,783,005



## 51 - WATER UTILITIES FUND

		2018-2019	2019-2020	2019-2020	2020-2021	
		FISCAL YEAR	ORIGINAL	AMENDED	FISCAL YEAR	
REVENUES		ACTUAL	BUDGET	BUDGET	BUDGET	DESCRIPTION
<b>FEES &amp; SERVICE CHARGES</b>						
4461	WATER REVENUE	3,559,687	3,909,333	3,909,333	4,099,624	
4462	WATER TAPS & BORES	-				
4463	PENALTY & INTEREST	33,775	35,000	35,000	35,000	
4467	WATER METER	107,200	140,000	140,000	140,000	
4468	WATER METER REPAIRS	4,800	9,000	9,000	9,000	
4469	WASTEWATER FEES	57,615	51,230	51,230	51,230	
4470	REREAD/CHARTING	25	100	100	100	
4478	TRASH SERVICE	594,825	596,000	635,000	635,000	
4497	FH METER RENTAL INC	3,080	2,900	2,900	200	
4498	MISC. FEE AND CHARGES		-	-		
4499	WATER LINES/FEES DEVEL	-	-	-		
<b>TOTAL FEES &amp; SERVICE CHARGES</b>		<b>4,361,007</b>	<b>4,743,563</b>	<b>4,782,563</b>	<b>4,970,154</b>	
<b>MISCELLANEOUS REVENUE</b>						
4911	INTEREST INCOME	205,199	150,000	115,000	36,000	
4912	RETURN CHECK CHARGE	225	400	400	400	
4913	NTMWD REFUND	66,210	10,000	10,000	10,000	
4914	INSURANCE CLAIM REIMB	-	-	-		-
4915	MISC REV -SALES TAX DISC	213				
4992	SALE OF ASSETS	-	-	-		-
4996	WF RESERVE FUNDING (USE OF)	-	-	-		
<b>TOTAL MISCELLANEOUS REVENUE</b>		<b>271,847</b>	<b>160,400</b>	<b>125,400</b>	<b>46,400</b>	
<b>***TOTAL OPERATING REVENUE***</b>		<b>6,115,840</b>	<b>4,903,963</b>	<b>4,907,963</b>	<b>5,016,554</b>	

51 - WATER FUND- Public Works

		2018-2019 FISCAL YEAR ACTUAL	2019-2020 ORIGINAL BUDGET	2019-2020 AMENDED BUDGET	2020-2021 FISCAL YEAR BUDGET	DESCRIPTION
<b>DEPARTMENTAL EXPENDITURES</b>						
<b>PERSONNEL SERVICES</b>						
6400-101	SALARIES - EXEMPT	171,825	173,516	182,501	182,501	
6400-102	SALARIES - NON-EXEMPT	250,193	250,495	258,000	258,000	
6400-106	CERTIFICATION FEES	3,705	6,300	6,300	6,300	
6400-110	PERFORMANCE/INCENTIVE PAY	1,500	17,630	2,698		
6400-111	OVERTIME	30,011	51,726	51,726	51,726	
6400-112	WORKERS' COMPENSATION	9,440	10,700	10,700	10,700	
6400-113	LONGEVITY PAY	1,978	2,500	2,500	2,800	
6400-122	TMRS	60,427	62,500	64,644	65,000	Increase from 12.63% to 12.79%
6400-123	GROUP INSURANCE	74,046	74,970	74,970	77,400	
6400-127	MEDICARE	6,376	6,995	7,234	7,300	
6400-129	LT DISABILITY	1,716	2,157	2,157	1,321	Decrease from \$.0425 to \$.023 per \$100
6400-141	CAR ALLOWANCE	2,400	2,400	2,400	2,400	
<b>TOTAL PERSONNEL SERVICES</b>		<b>613,617</b>	<b>661,889</b>	<b>665,830</b>	<b>665,448</b>	
<b>MATERIALS &amp; SUPPLIES</b>						
6400-201	OFFICE SUPPLIES	722	800	800	800	
6400-202	POSTAGE	528	2,000	2,000	2,000	
6400-204	FOOD/BEVERAGE	98	800	800	800	
6400-206	FUEL & LUBRICANTS	14,059	14,000	14,000	15,500	
6400-208	MINOR APPARATUS	-	1,500	1,500	1,500	Small tools
6400-209	PROTEC CLOTHING/UNIFORMS	5,793	8,775	8,775	8,775	See Detail Listing
6400-210	COMPUTER SUPPLIES	-	300	300	300	
6400-211	MEDICAL SUPPLIES	-	250	250	250	
6400-212	CHEMICALS	5,330	6,000	6,000	6,000	Water Testing Materials
6400-222	OTHER SUPPLIES	-	1,500	-	-	
6400-223	SAND/DIRT	-	1,000	1,000	1,000	
6400-224	ASPHALT/FLEXBASE/CONCRETE	-	3,000	3,000	4,500	
<b>TOTAL MATERIALS &amp; SUPPLIES</b>		<b>26,530</b>	<b>39,925</b>	<b>38,425</b>	<b>41,425</b>	
<b>MAINTENANCE &amp; REPAIR</b>						
6400-230	REPAIRS & MAINT. - EQUIP.	1,852	2,500	2,500	2,500	
6400-231	FACILITY MAINTENANCE	1,289	3,000	3,000	3,000	
6400-232	VEHICLE/EQP MAINT.	7,293	5,850	5,850	6,450	See Detail Listing
6400-233	REPAIR & MAINT WTR FACILITIES	140,875	163,000	154,320	163,000	See Detail Listing
<b>TOTAL MAINTENANCE &amp; REPAIR</b>		<b>151,309</b>	<b>174,350</b>	<b>165,670</b>	<b>174,950</b>	
<b>PURCHASED SERVICES:</b>						
6400-237	TRASH SERVICES	517,911	528,000	558,000	564,000	Barnes
6400-302	AUDITING & ACCOUNTING	8,955	12,500	12,500	12,500	
6400-303	TELEPHONE	5,935	7,200	7,200	7,200	
6400-304	UB PROCESSING	24,527	25,000	25,000	26,000	
6400-305	SOFTWARE SUPPORT/MAINT	22,482	26,500	26,500	28,000	\$14K Online Bill Pay/\$14K Incode Annual Maint.
6400-306	METER SOFTWARE/HARDWARE MAINT	-	-	5,430	6,180	Neptune software and hardware maintenance
6400-307	TRAINING & TRAVEL	2,410	10,735	2,735	7,097	See Travel & Training Plan
6400-309	PROFESSIONAL SERVICES	11,067	24,000	22,000	24,000	See Detail Listing
6400-310	LEGAL SERVICES	-	-	50,000	-	
6400-313	MAINTENANCE AGREEMENTS	5,356	5,400	5,400	6,000	
6400-315	WATER - NTMWD	1,866,912	1,910,914	1,910,914	1,910,914	No price change
6400-316	WASTEWATER NTMWD	26,451	53,980	53,980	54,000	
6400-323	CELL PHONE	3,855	5,000	5,000	6,000	
6400-325	LIABILITY INSURANCE	16,637	20,200	20,200	20,200	
6400-331	ELECTRICITY	62,680	75,000	75,000	75,000	
6400-333	UTILITIES, WATER	-	400	400	-	
6400-346	EQUIPMENT RENTAL	-	4,000	1,000	4,000	
<b>TOTAL PURCHASED SERVICES</b>		<b>2,575,178</b>	<b>2,708,829</b>	<b>2,781,259</b>	<b>2,751,091</b>	
<b>GENERAL &amp; ADMIN SERVICES/TRANSFERS</b>						
6400-443	DUES/LICENSES	-	333	333	333	Three water license renewals
6400-999	PILOT TRANSFER OUT	238,388	255,495	259,387	267,096	
<b>TOTAL GENERAL &amp; ADMIN SERVICES/TRANSFERS</b>		<b>238,388</b>	<b>255,828</b>	<b>259,720</b>	<b>267,429</b>	
<b>NON-CAPITAL EXPENSE</b>						

51 - WATER FUND- Public Works

	2018-2019 FISCAL YEAR ACTUAL	2019-2020 ORIGINAL BUDGET	2019-2020 AMENDED BUDGET	2020-2021 FISCAL YEAR BUDGET	DESCRIPTION
<b>DEPARTMENTAL EXPENDITURES</b>					
6400-411					FURNITURE
6400-416					IMPLEMENTS & APPARATUS
6400-420	5,974				EQUIPMENT - WATER
6400-452		10,500	13,750		COMPUTER HARDWARE
<b>TOTAL NON-CAPITAL EXPENSE</b>					
	<b>5,974</b>	<b>10,500</b>	<b>13,750</b>		
<b>CAPITAL OUTLAY</b>					
8400-420			14,500		EQUIPMENT - WATER
8400-452					HARDWARE
<b>TOTAL CAPITAL OUTLAY</b>					
			<b>14,500</b>		
<b>TOTAL WATER UTILITIES</b>					
	<b>3,610,996</b>	<b>3,851,321</b>	<b>3,939,154</b>	<b>3,900,343</b>	



51 - WATER FUND- Engineering

		2018-2019 FISCAL YEAR ACTUAL	2019-2020 ORIGINAL BUDGET	2019-2020 AMENDED BUDGET	2020-2021 FISCAL YEAR BUDGET	DESCRIPTION
<b>DEPARTMENTAL EXPENDITURES</b>						
<b><u>PERSONNEL SERVICES</u></b>						
6409-101	SALARIES - EXEMPT	85,150	85,259	87,816	87,816	
6409-112	WORKERS' COMPENSATION	280	290	290	290	
6409-113	LONGEVITY PAY	186	235	235	290	
6409-122	TMRS	11,191	11,000	11,332	11,400	Increase from 12.63% to 12.79%
6409-123	GROUP INSURANCE	9,719	9,972	9,972	10,320	
6409-127	MEDICARE	1,163	1,654	1,691	1,300	
6409-129	LT DISABILITY	360	446	446	265	Decrease from \$.0425 to \$.023 per \$100
<b>TOTAL PERSONNEL SERVICES</b>		<b>108,049</b>	<b>108,856</b>	<b>111,782</b>	<b>111,681</b>	
<b><u>MATERIALS &amp; SUPPLIES</u></b>						
6409-201	OFFICE SUPPLIES	148	1,500	1,500	1,000	\$500 Plotter Ink/Paper/\$500 Other
6409-204	FOOD/BEVERAGE	36	500	500	250	
6409-208	MINOR APPARATUS	-	500	500	500	
6409-209	PROTEC CLOTHING/UNIFORMS	985	1,350	1,350	1,020	See Detail Listing
6409-210	COMPUTER SUPPLIES	40	500	500	500	
<b>TOTAL MATERIALS &amp; SUPPLIES</b>		<b>1,209</b>	<b>4,350</b>	<b>4,350</b>	<b>3,270</b>	
<b><u>MAINTENANCE &amp; REPAIR</u></b>						
6409-232	VEHICLE MAINTENANCE	-	2,000	2,000	2,000	See Detail Listing - Expedition
<b>TOTAL MAINTENANCE &amp; REPAIR</b>		<b>-</b>	<b>2,000</b>	<b>2,000</b>	<b>2,000</b>	
<b><u>PURCHASED SERVICES:</u></b>						
6409-305	SOFTWARE SUPPORT & MAINT	495	550	550	550	See Comprehensive IT Schedule
6409-307	TRAINING & TRAVEL	198	240	240	240	Texas Society of Professional Engineers
6409-309	PROFESSIONAL SERVICES	10,266	35,800	35,800	32,800	See Detail Listing
6409-323	CELL PHONE	618	1,200	1,200	1,200	
<b>TOTAL PURCHASED SERVICES</b>		<b>11,577</b>	<b>37,790</b>	<b>37,790</b>	<b>34,790</b>	
<b><u>GENERAL &amp; ADMIN SERVICES/TRANSFERS</u></b>						
6409-443	DUES/LICENSES	40	1,125	1,125	675	See Detail Listing
<b>TOTAL GENERAL &amp; ADMIN SERVICES/TRANSFERS</b>		<b>40</b>	<b>1,125</b>	<b>1,125</b>	<b>675</b>	
<b><u>NON-CAPITAL EXPENSE</u></b>						
6409-411	FURNITURE	-	500	500	-	
6409-416	IMPLEMENTS & APPARATUS	12	5,000	5,000	-	
6409-452	HARDWARE & TELECOM	-	3,000	3,000	-	
<b>TOTAL NON-CAPITAL EXPENSE</b>		<b>12</b>	<b>8,500</b>	<b>8,500</b>	<b>-</b>	
<b><u>CAPITAL OUTLAY</u></b>						
8409-452	HARDWARE & TELECOMM	-	-	-	-	
<b>TOTAL CAPITAL OUTLAY</b>		<b>-</b>	<b>-</b>	<b>-</b>	<b>-</b>	
<b>TOTAL WATER UTILITIES</b>		<b>120,887</b>	<b>162,621</b>	<b>165,547</b>	<b>152,416</b>	

51 - WATER FUND- Debt Service

DEPARTMENTAL EXPENDITURES	2018-2019 FISCAL YEAR ACTUAL	2019-2020 ORIGINAL BUDGET	2019-2020 AMENDED BUDGET	2020-2021 FISCAL YEAR BUDGET	DESCRIPTION
<b>DEBT SERVICE</b>					
7900-214	2007 CERT OF OBLIG-PRINCIPAL	120,000	120,000	120,000	125,000
7900-215	2007 CERT OF OBLIG-INTEREST	44,837	39,738	39,738	34,531
7900-216	2007 GO REFUNDING- PRINCIPAL	105,000	110,000	110,000	105,000
7900-217	2007 GO REFUNDING- INTEREST	14,006	9,964	9,964	5,922
7900-218	2011 CERT OF OBLIG-PRINCIPAL	100,000	105,000	105,000	115,000
7900-219	2011 CERT OF OBLIG-INTEREST	61,025	57,950	57,950	54,650
7900-222	2017 CERT OF OBLIG-PRINCIPAL	110,000	115,000	115,000	120,000
7900-223	2017 CERT OF OBLIG-INTEREST	82,650	79,275	79,275	75,750
7900-224	2019 CERT OF OBLIG-PRINCIPAL		50,000	50,000	50,000
7900-225	2019 CERT OF OBLIG-INTEREST		46,293	46,293	43,793
7900-298	BOND ISSUE COSTS	33,386	600	600	600
<b>TOTAL DEBT SERVICE</b>		<b>670,904</b>	<b>733,819</b>	<b>733,819</b>	<b>730,246</b>
<b>TOTAL DEBT SERVICE</b>		<b>670,904</b>	<b>733,819</b>	<b>733,819</b>	<b>730,246</b>

59 - DEBT SERVICES FUND

DEPARTMENTAL EXPENDITURES	2018-2019 FISCAL YEAR ACTUAL	2019-2020 ORIGINAL BUDGET	2019-2020 AMENDED BUDGET	2020-2021 FISCAL YEAR BUDGET	DESCRIPTION
<b>REVENUES</b>					
<b>PROPERTY TAXES</b>					
4011	PROPERTY TAXES	1,286,482	1,499,103	1,499,103	1,406,783
4012	PROPERTY TAXES-DELINQUENT	15,644	5,500	400	Adjust for current trend
4015	PROPERTY TAXES-P&I	12,536	5,000	5,000	5,000
4911	INTEREST INCOME	44,348	24,000	12,000	3,600 Lower interest rate trend
<b>TOTAL PROPERTY TAXES</b>		<b>1,359,010</b>	<b>1,533,603</b>	<b>1,516,503</b>	<b>1,415,383</b>
4996	RESERVE FUNDING (USE OF)				<b>155,467</b>
<b>TOTAL REVENUES</b>		<b>1,359,010</b>	<b>1,533,603</b>	<b>1,516,503</b>	<b>1,570,850</b>

**EXPENDITURES**

**DEBT SERVICE**

7900-214	2007 CERT OF OBLIG-PRINCIPAL	90,000	90,000	90,000	90,000
7900-215	2007 CERT OF OBLIG-INTEREST	34,638	30,813	30,813	26,988
7900-216	2007 GO REFUNDING- PRINCIPAL	215,000	225,000	225,000	235,000
7900-217	2007 GO REFUNDING- INTEREST	30,550	22,278	22,278	13,630
7900-218	2011 CERT OF OBLIG-PRINCIPAL	155,000	160,000	160,000	165,000
7900-219	2011 CERT OF OBLIG-INTEREST	94,425	89,700	89,700	84,825
7900-220	2015 CERT OF OBLIG-PRINCIPAL	115,000	120,000	120,000	120,000
7900-221	2015 CERT OF OBLIG-INTEREST	46,450	43,500	43,500	39,900
7900-222	2017 CERT OF OBLIG-PRINCIPAL	225,000	230,000	230,000	235,000
7900-223	2017 CERT OF OBLIG-INTEREST	165,525	158,700	158,700	151,725
7900-224	2019 CERT OF OBLIG-PRINCIPAL		90,000	90,000	175,000
7900-225	2019 CERT OF OBLIG-INTEREST		239,408	239,408	232,783
7900-298	BOND SALE EXPENSES	800	1,000	1,000	1,000
<b>TOTAL DEBT SERVICE</b>		<b>1,172,388</b>	<b>1,500,398</b>	<b>1,500,398</b>	<b>1,570,850</b>

12 - TECHNOLOGY FUND

DEPARTMENTAL EXPENDITURES	2018-2019 FISCAL YEAR ACTUAL	2019-2020 ORIGINAL BUDGET	2019-2020 AMENDED BUDGET	2020-2021 FISCAL YEAR BUDGET	DESCRIPTION
---------------------------	------------------------------------	---------------------------------	--------------------------------	------------------------------------	-------------

**REVENUES**

**TRANSFERS FROM GENERAL FUND**

4996 TRANSFER FROM GF RESERVES	-		56,625		CC APPROVED 2-20-20
--------------------------------	---	--	--------	--	---------------------

<b>TOTAL REVENUE/TRANSFERS</b>	-	-	<b>56,625</b>	-	
--------------------------------	---	---	---------------	---	--

<b>TOTAL REVENUE/TRANSFERS</b>	-	-	<b>56,625</b>	-	
--------------------------------	---	---	---------------	---	--

**EXPENDITURES**

**PURCHASED SERVICES**

6800-309 PROFESSIONAL SERVICES	-		56,625		FEASIBILITY STUDY CC APPROVED 2-20-20
--------------------------------	---	--	--------	--	--

<b>TOTAL TECHNOLOGY FUND EXPENSES</b>	-	-	<b>56,625</b>	-	
---------------------------------------	---	---	---------------	---	--