



TETRA TECH

Haulout Report

Last Data Refresh

11/20/2024 9:33:28 PM

2024 - 2024

2024

Date Selection

Clear date selection

Clear all

CITY OF MADEIRA BEACH

Project	Site	Contractor	Debris Type	DMS	Final Disposal Site	Show By
CITY OF MADEIRA BEACH	All	All	All	All	All	Volume (CY)

Cumulative Summary for Period Selected (Figures are rounded to the nearest whole number)

Production On 11/20/2024 (Figures are rounded to the nearest whole number)

16,269

Total Volume

160

Total Loads

95

Average Load Calls

16

Unique Hauling Units

102

Average CY

1,466

Total Volume

14

Total Loads

95

Average Load Call

9

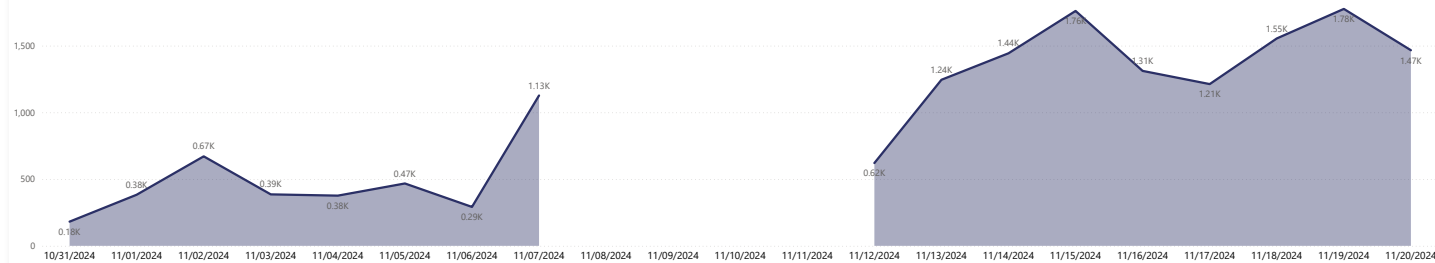
Unique Hauling Units

105

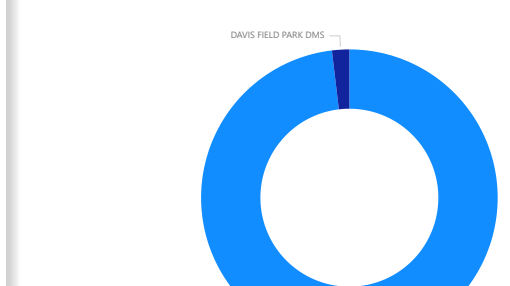
Average CY

Debris Volume In Cubic Yards By Day By Debris Type


Debris Type ● CBD COMPACTED




Percentage Of Disposal By Final Disposal Site



Average Load Call % By Day



Haulout By DMS To Final Disposal Site (FDS)



Hauling Units & Debris Volume In Cubic Yards By Day

● VolumeValue ● Hauling Units

