



CITY OF MADEIRA BEACH

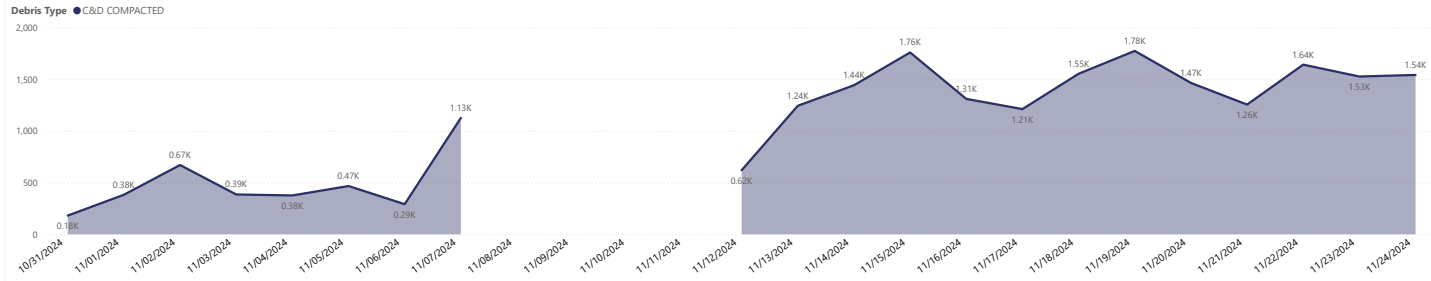
Project: CITY OF MADEIRA BEACH |
 Site: All |
 Contractor: All |
 Debris Type: All |
 DMS: All |
 Final Disposal Site: All |
 Show By: Volume (CY)

Cumulative Summary for Period Selected (Figures are rounded to the nearest whole number)

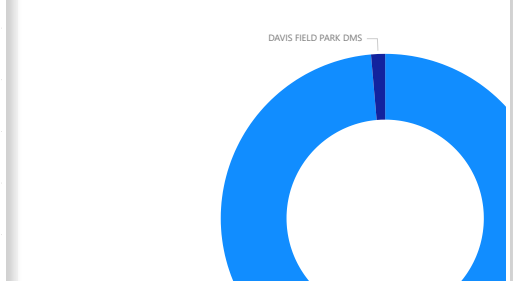
Production On 11/24/2024 (Figures are rounded to the nearest whole number)

<b>22,238</b> Total Volume	<b>218</b> Total Loads	<b>95</b> Average Load Calls	<b>16</b> Unique Hauling Units	<b>102</b> Average CY	<b>1,543</b> Total Volume	<b>15</b> Total Loads	<b>95</b> Average Load Call	<b>6</b> Unique Hauling Units	<b>103</b> Average CY
-------------------------------	---------------------------	---------------------------------	-----------------------------------	--------------------------	------------------------------	--------------------------	--------------------------------	----------------------------------	--------------------------


Debris Volume In Cubic Yards By Day By Debris Type




Percentage Of Disposal By Final Disposal Site



Average Load Call % By Day



Haulout By DMS To Final Disposal Site (FDS)



Hauling Units & Debris Volume In Cubic Yards By Day

