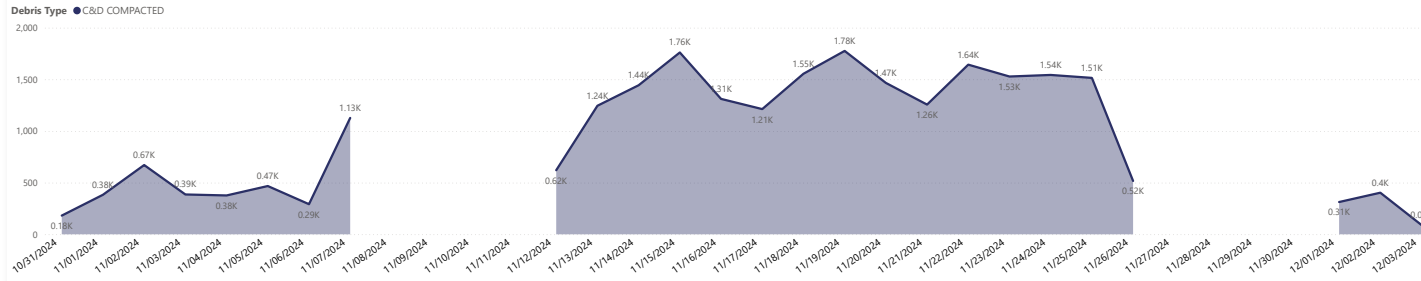


CITY OF MADEIRA BEACH

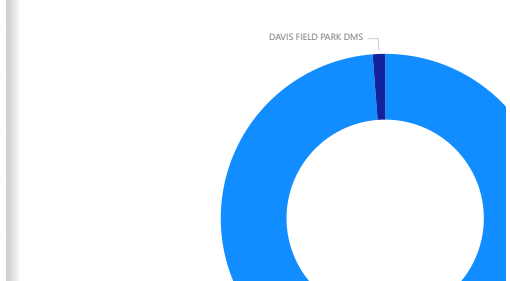
Project: CITY OF MADEIRA BEACH |
 Site: All |
 Contractor: All |
 Debris Type: All |
 DMS: All |
 Final Disposal Site: All |
 Show By: Volume (CY)

Cumulative Summary for Period Selected (Figures are rounded to the nearest whole number)					Production On 12/03/2024 (Figures are rounded to the nearest whole number)				
25,075	246	95	16	102	90	1	90	1	90
Total Volume	Total Loads	Average Load Calls	Unique Hauling Units	Average CY	Total Volume	Total Loads	Average Load Call	Unique Hauling Units	Average CY

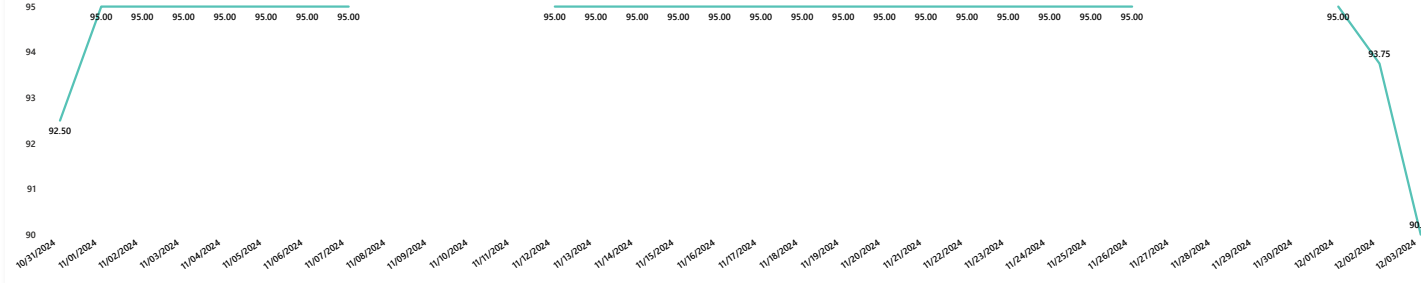
Debris Volume In Cubic Yards By Day By Debris Type




Percentage Of Disposal By Final Disposal Site



Average Load Call % By Day



Haulout By DMS To Final Disposal Site (FDS)



Hauling Units & Debris Volume In Cubic Yards By Day

