

CITY OF MADEIRA BEACH

Project	Site	Contractor	Debris Type	DMS	Final Disposal Site	Show By
CITY OF MADEIRA BEACH	All	All	All	All	All	Volume (CY)

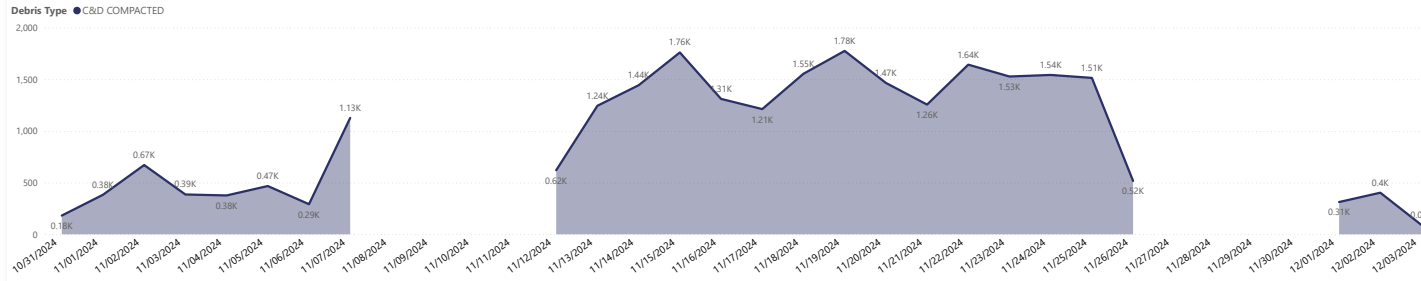
Cumulative Summary for Period Selected (Figures are rounded to the nearest whole number)

<b>25,075</b>	<b>246</b>	<b>95</b>	<b>16</b>	<b>102</b>
Total Volume	Total Loads	Average Load Calls	Unique Hauling Units	Average CY

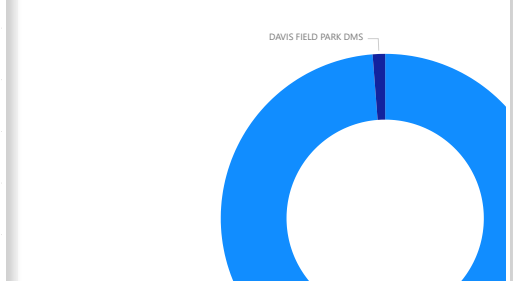
Production On 12/03/2024 (Figures are rounded to the nearest whole number)

<b>90</b>	<b>1</b>	<b>90</b>	<b>1</b>	<b>90</b>
Total Volume	Total Loads	Average Load Call	Unique Hauling Units	Average CY

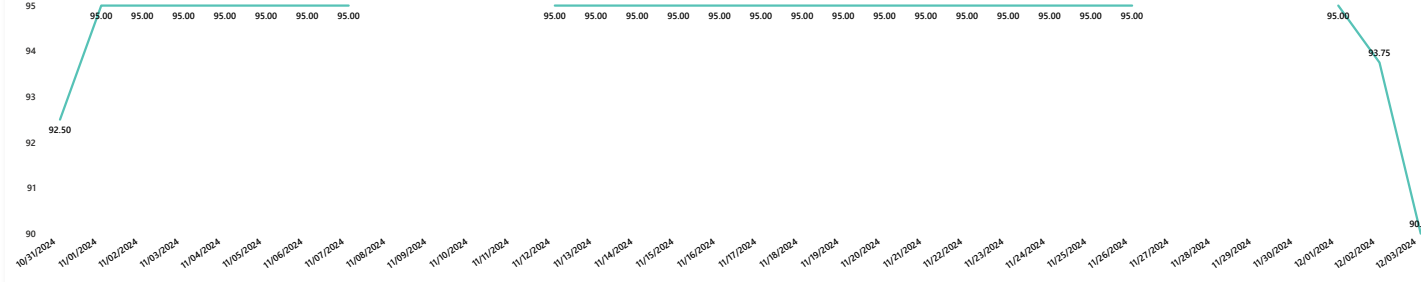
Debris Volume In Cubic Yards By Day By Debris Type




Percentage Of Disposal By Final Disposal Site



Average Load Call % By Day



Haulout By DMS To Final Disposal Site (FDS)



Hauling Units & Debris Volume In Cubic Yards By Day

