



The Mebane City Council met for a Special Meeting at 1:30 p.m. on Thursday, March 14, 2024 in the Council Chamber of the Glendel Stephenson Municipal Building located at 106 E. Washington Street for a budget work session.

Councilmembers Present:

Mayor Ed Hooks
Mayor Pro-Tem Tim Bradley
Councilmember Katie Burkholder
Councilmember Sean Ewing
Councilmember Montrena Hadley
Councilmember Jonathan White
(arrived at 1:44 pm)

Also Present:

Chris Rollins, City Manager
Preston Mitchell, Assistant City Manager
Lawson Brown, City Attorney
Daphna Schwartz, Finance Director
Stephanie Shaw, City Clerk
Kyle Smith, Utilities Director
John Dodson, WRRF Director
Franz Holt, City Engineer
Kirk Montgomery, IT Director
Aaron Davis, Recreation and Parks Director
Mitch McKinney, Police Chief

The meeting was live streamed on YouTube: <https://www.youtube.com/watch?v=HMdb6PqJlIO>

Mayor Hooks called the meeting to order at 1:30 pm. Mr. Rollins gave opening remarks.

The following Department Heads presented their department's budget requests for FY 2024-2025 as shown on the attached PowerPoint, overviewing current year highlights, goals for FY 24-25, proposed fee schedule changes, projected revenues, capital improvement project requests, and operating expenditure requests:

- Utilities Administration and Utilities Maintenance.....Utilities Director Kyle Smith
- Water Resource Recovery Facility (WRRF).....WRRF Director John Dodson
- Engineering..... City Engineer Franz Holt
- IT.....IT Director Kirk Montgomery
- Recreation & Parks..... Recreation & Parks Director Aaron Davis

Mayor Hooks called for a break at 3:15 pm.

Mayor Hooks called the meeting back to order at 3:36 pm and the departmental presentations continued as follows.

- Police.....Police Chief Mitch McKinney
- Finance..... Finance Director Daphna Schwartz

There was discussion among the Council and staff throughout the work session. No formal action was taken.

There being no further business, the meeting was adjourned at 4:20 p.m.

Ed Hooks, Mayor

ATTEST:

Stephanie W. Shaw, City Clerk



Budget Work Session
March 14, 2024
1:30PM

1. Call to Order Mayor Ed Hooks
2. Welcome City Manager Chris Rollins
3. Presentation of Budget Requests Department Heads
 - a. Utilities Administration and Utilities Maintenance.....Utilities Director Kyle Smith
 - b. Water Resource Recovery Facility (WRRF).....WRRF Director John Dodson
 - c. Engineering..... City Engineer Franz Holt
 - d. IT.....IT Director Kirk Montgomery
 - e. Recreation & Parks..... Recreation & Parks Director Aaron Davis
 - f. Police.....Police Chief Mitch McKinney
 - g. Finance..... Finance Director Daphna Schwartz
4. Concluding Remarks.....Assistant City Manager Preston Mitchell
5. Adjournment Mayor



**PUBLIC UTILITIES MAINTENANCE
PUBLIC UTILITIES ADMINISTRATION**

BUDGET REQUEST 2024-2025




ORGANIZATIONAL CHART



Public Utilities Director
Kyle Smith



Utility Maintenance Crew Leader
Greg Barts



Utility Maintenance Crew Leader
Chris Crutchfield



Metering & Sampling Supervisor
Philip Carreiro



Utility System Mechanic
Jeff Jobe



Equipment Operator I
Max Hersinger



Equipment Operator II
Thomas Whitmore

Equipment Operator II
Vacant



Utility Locates Technician
Donnie Oakley



Water Meter Technician
Travis Bevill

Utilities System Mechanic I
Vacant



Equipment Operator I
Leslie Hester



Equipment Operator I
Dennis Warren



Equipment Operator I
Garry Jeffries



Maintenance Technician
Ricard Merritt



Maintenance Technician
Dylan George



Maintenance Technician
Victor Ray



HIGHLIGHTS OF FY 23-24

- Started Construction on New Elevated Water Storage Tank
- Purchased New Sewer Jetter
- Installed 3 Remote Water Pressure Monitoring Stations
- Installed Water & Sewer to Cates Farm Park





GOALS FOR FY 24-25

- Complete meter replacements for all non Metron meters.
- Install pressure monitoring stations at 3 additional locations within the City.
- Have a minimum of 3 employees obtain additional collections/distribution certifications.
- Have at least two employees obtain CDLs.
- Start Uni-directional flushing program
- Start construction of re-route of GKN force main.
- Replace 5 - two port hydrants
- Upgrade 20 meter setters.
- Engineer water line rehab for railroad crossings.
- Replace Galvanized water main on West Carr and Forest Lake.
- Complete lead service line inventory.



CAPITAL IMPROVEMENT PROJECT REQUESTS

Ranking	Project Title	FY 25 Budget Impact	FY 26 Budget Impact	FY 27 Budget Impact
1	Meters	\$170,000	\$180,000	\$190,000
2	Replacement Vac-Truck	\$603,750		
3	Replacement Pickup	\$50,098	\$50,000	\$65,000
4	Replacement Backhoe	\$155,000		
5	Galvanized Water Mains	\$234,000		
6	Water Line Rehab	\$17,000	\$250,000	
7	Utility Oversizing	\$150,000	\$150,000	\$150,000





CAPITAL IMPROVEMENT PROJECT REQUESTS

Ranking	Project Title	FY 25 Budget Impact	FY 26 Budget Impact	FY 27 Budget Impact
8	Water Plant Capital	\$140,750	\$57,500	\$240,000
9	Inflow & Infiltration	\$900,000	\$500,000	\$500,000
10	N Regional 3rd Pump	\$95,000		
11	Bowman – West Ten Connector		\$692,500	
12	Jones Road Outfall		\$112,500	\$887,500
13	Gravelly Hill Force Main Reroute			\$798,000





FEE CHANGES

Fee	Current Rate	Proposed Rate	Projected Annual Impact
Inside Water Rate	\$7.56	\$8.01	6% Increase
Inside Sewer Rate	\$8.12	\$8.61	6% Increase
Outside Water Rate	\$15.12	\$16.03	6% Increase
Outside Sewer Rate	\$16.24	\$17.21	6% Increase



REQUESTED OPERATING EXPENDITURES

Line Item	FY 24 Budget	Requested FY 25 Budget	Increase Amount
Infrastructure Repair & Maintenance	\$625,539	\$897,175	\$271,636
SCADA Services	\$29,300	\$42,700	\$13,400



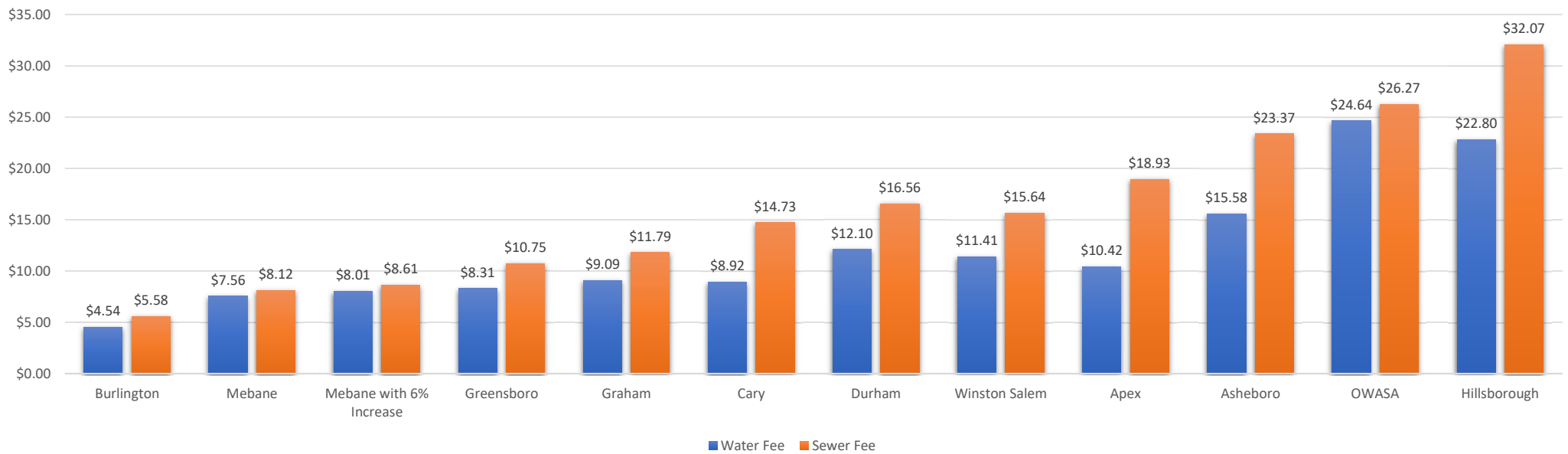
PROJECTED REVENUES

Line Item	FY 24 Budget	Projected FY 25 Budget	Increase Amount
Water System Development Fees	\$500,000	\$830,000	\$330,000
Sewer System Development Fees	\$1,170,000	\$1,936,000	\$766,000
Water Sales	\$4,436,012	\$5,084,027	\$648,015
Sewer Sales	\$4,394,562	\$5,170,050	\$775,488



RATE COMPARISONS

Water and Sewer Fees At 1,000 Gallons



*Rates from UNC SOG EFC NC Water & Wastewater Rates Dashboard





QUESTIONS?



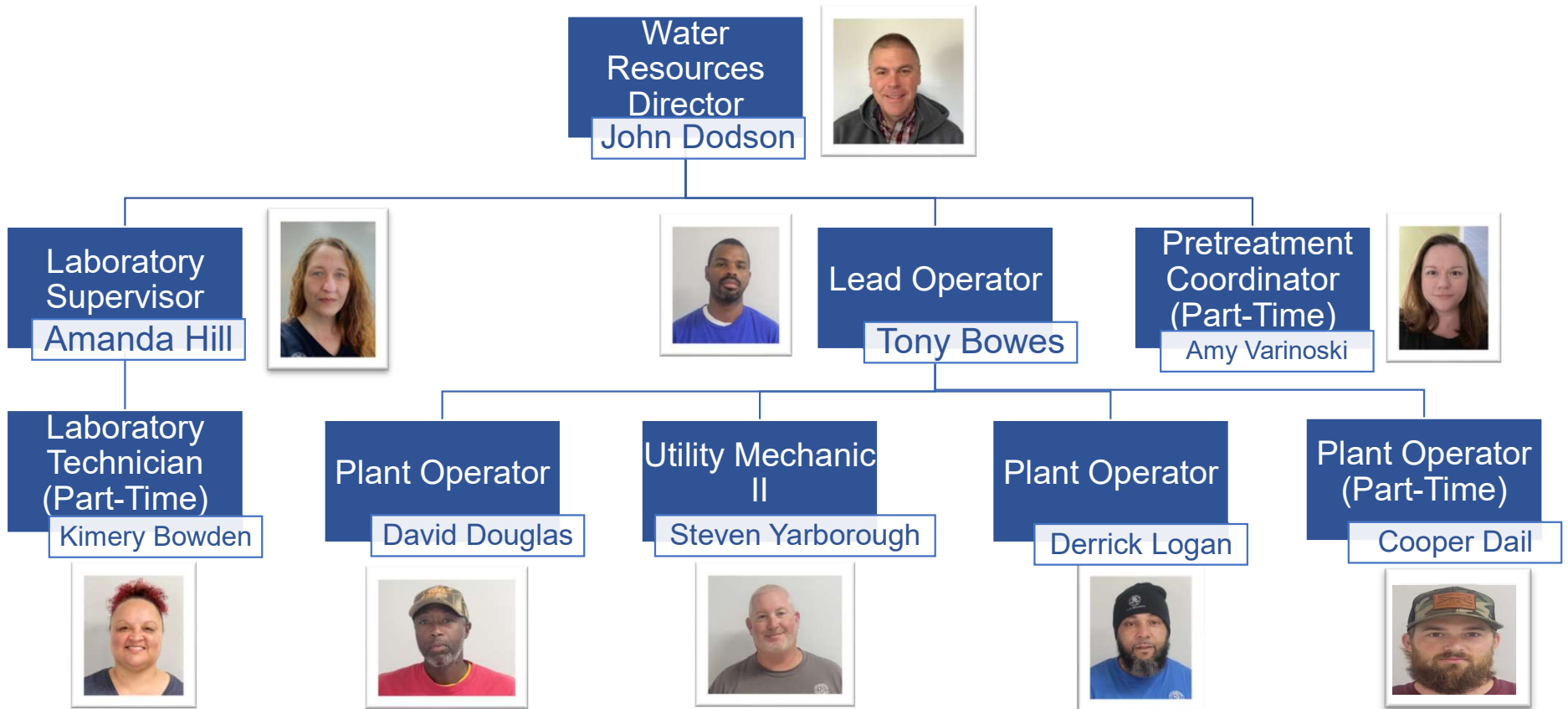
WATER RESOURCE RECOVERY FACILITY

BUDGET REQUEST 2024-2025



ORGANIZATIONAL CHART

Current



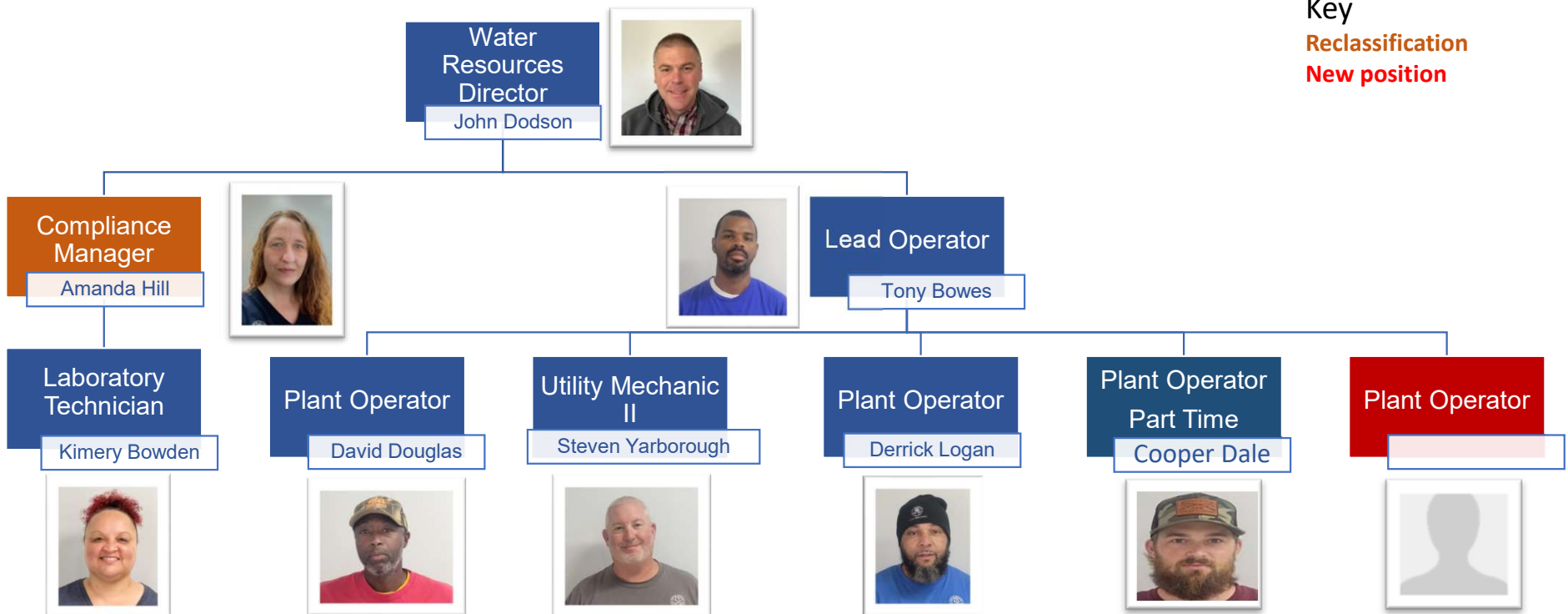


ORGANIZATIONAL CHART

FY 24-25

Year 1 Request

Key
Reclassification
New position





HIGHLIGHTS OF FY 23-24


- Roof replacement project complete
- Renovation of headworks and digesters is complete
- Converted part time lab position to full time lab technician
- New facility design complete and ready for bid
- Process monitoring equipment online





GOALS FOR FY 24-25

- Beginning department reorganization for expansion
- Receive bids for new facility
- Begin construction on new facility





Personnel Requests

Ranking	Position/ Title	FY 25 Budget Impact
1	Wastewater Treatment Plant Operator	\$68,555 (With Benefits)
2	Compliance Manager	\$14,990 (With Benefits)

* Requesting reclassification to pay grade 17. With a salary of \$80,000. This is dependent on completion of the salary study. Impact also depends on the ability to eliminate the part time compliance manager position



CAPITAL IMPROVEMENT PROJECT REQUESTS

Ranking	Project Title	FY 25 Budget Impact	FY 26 Budget Impact	FY 27 Budget Impact
1	City of Graham Capital improvements	\$86,135	\$75,440	\$465,750
2	Phosphorus analyzer	\$30,000	0	0
3	Rotary Drum Thickener Rebuild	\$100,000	0	0



REQUESTED OPERATING EXPENDITURES

Line Item	FY 24 Budget	Requested FY 25 Budget	Increase Amount
Equipment Maintenance	\$144,242	\$199,532	55,290
Laboratory Services	\$67,699	\$86,054	\$18,355



“For many of us, clean water is so plentiful and readily available that we rarely, if ever, pause to consider what life would be like without it”

Marcus Samuelsson





QUESTIONS?

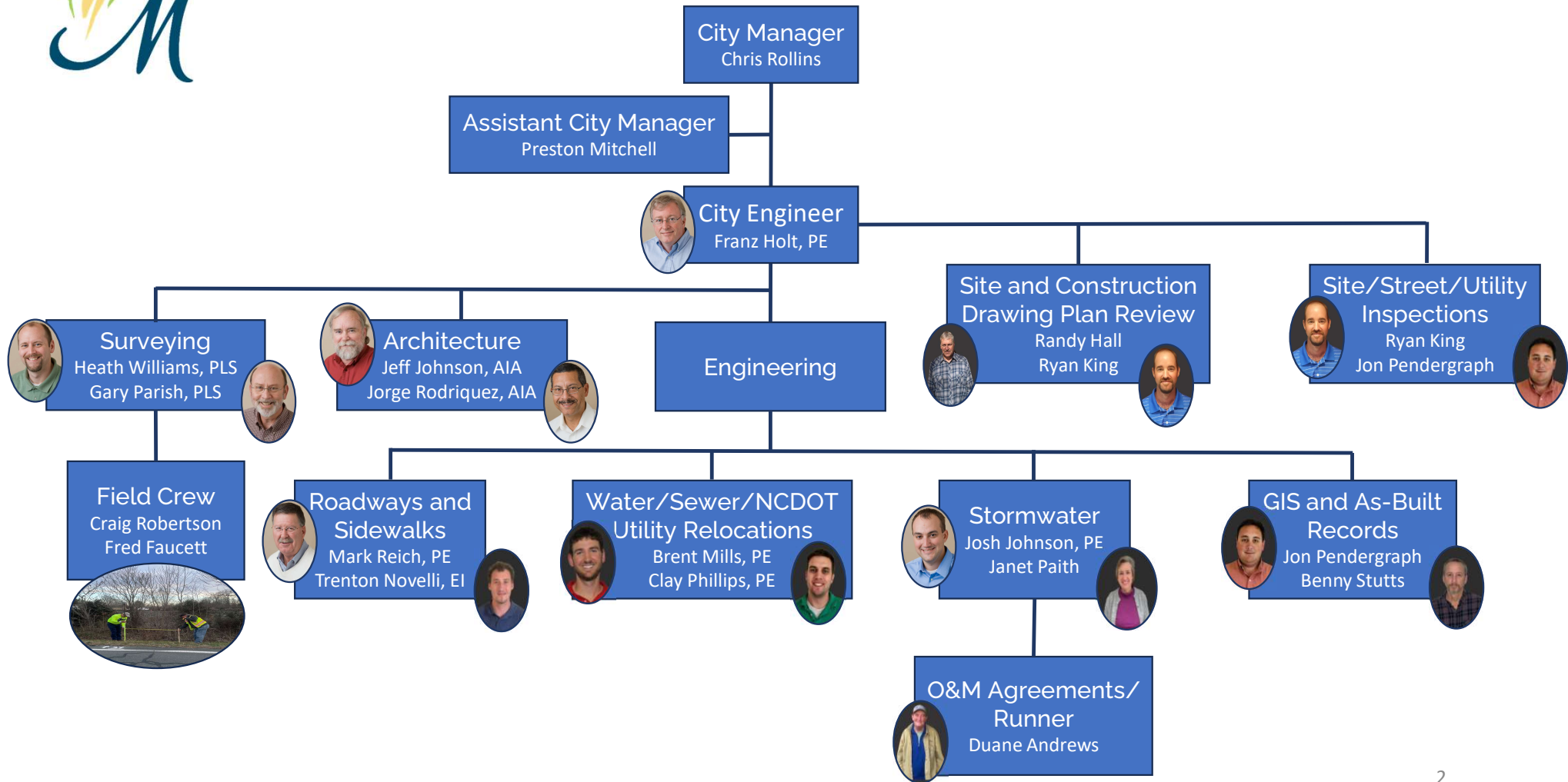


Engineering Department

BUDGET REQUEST 2024-2025




ORGANIZATIONAL CHART





Mebane

Positively Charming



Engineering Department Highlights

- Departmental Support with Funding Assistance Applications
 - NCDWI AIA Grant for Sewer – Received in May 2023
 - FEMA BRIC I&I Project – Selected as a Finalist, ongoing
 - NCDWI Lead Service Line Inventory Application – Applying March 2024
- Departmental Assistance with CIP Planning
 - Siting Police and Fire Stations
 - WRRF Expansion
 - Lake Michael Spillway Replacement
- Annual street repair/resurfacing (1.64 miles)
- Inspection of new developments
 - 2.83 miles of water line
 - 2.82 miles of sewer main
 - 2.94 miles of storm drain
 - 2.66 miles of new development streets
 - 1.39 miles of new sidewalks
- Stormwater Engineering
 - 4 Stream Buffer Authorizations approved
 - 3 Stormwater permits approved
 - 4 stormwater structures certified
 - 35 stormwater ponds inspected
 - 19 watershed water quality ponds inspected



Goals

Final Months of FY 24 and into FY 25

- Completion of FY 24 Paving and Resurfacing Project (Resurfacing 6 Streets and 13 Streets receiving patching)
- Downtown Resurfacing and Crosswalk Project FY 25
- Provide departmental support for:
 - Response to economic development RFIs
 - Funding assistance applications
 - WRRF Expansion (Go to bid FY 24 and start construction FY 25)
 - Lake Michael Spillway Replacement Project (Go to bid FY 24 and start construction FY 25)
- Complete Water and Sewer System Development Fee Study (For Council Consideration)
- Sidewalk and Multi-use Path/Greenway Design (Construction and Design)
 - Complete the construction of the Lebanon Rd. Trail Connector and Holt Street Greenway
 - 3rd Street Ext. Sidewalk Phase 1 from Maple Lane to Augusta Drive (Design)
 - 3rd to 5th Street Greenway (Design)



Projected FY24 Revenue from Preliminary Site and Subdivision Plan Review Fees and Construction Plan Review and Inspection Fees

FY 23-24	Collected Fees	Anticipated Fees	Totals
First 6 Months	\$ 146,738		\$ 146,738
Expected by FY end		\$ 661,057	\$ 661,057
Total			\$ 807,795

Revenue by type:

FY 23-24	Collected Fees	Anticipated Fees	Totals
General Engineering	\$ 67,341	\$ 353,917	\$ 421,258
Utility Engineering	\$ 79,397	\$ 307,140	\$ 386,537
Total	\$ 146,738	\$ 661,057	\$ 807,795



Projected FY25 Revenue

Engineering Construction Plan Review and Inspection Fees

Project	Lots/Units/Sites	FY 25 General Engineering Fees	FY 25 Utility Engineering Fees	Totals
Residential-Single & Multi-Family	879 lots/units	\$ 357,579	\$ 306,540	\$ 664,119
Commercial/Institutional/Industrial	3 sites	\$ 25,000	\$ 50,000	\$ 75,000
Total		\$ 382,579	\$ 356,540	\$ 739,119

Preliminary Site or Subdivision Plan Review Fees

Project	Lots/Units/Sites	FY 25 General Engineering Fees	FY 25 Utility Engineering Fees	Totals
Residential Single Family & Multi-Family	1105 lots/units	\$ 27,625		\$ 27,625
Commercial/Institutional/Industrial	3 sites	\$ 15,000		\$ 15,000
Total		\$ 42,625		\$ 42,625

FY 25 Total Anticipated Engineering Fees		\$ 425,204	\$ 356,540	\$ 781,744
--	--	------------	------------	------------



Budget Request

Line Item	FY 24 Budget	Projected FY 25 Budget	Increase Amount
General Engineering	\$445,500	\$455,000	\$9,500
Utility Engineering	\$288,971	\$293,000	\$4,029

Cates Farm Park Construction





QUESTIONS?



INFORMATION TECHNOLOGY

BUDGET REQUEST 2024-2025



ORGANIZATIONAL CHART





HIGHLIGHTS OF FY 23-24

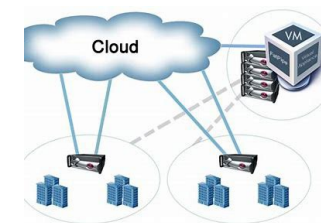
- Fiber connectivity is underway for 18 citywide locations.
- Finalized the SharePoint migration from our on-premise server.
- Upgrade the PD Camera systems.
 - Including the interview rooms
- Train Museum door controls were installed
- Access controls Phase II is complete
 - Phase III is being scheduled
- Implemented a city-wide Help Desk system for ticketing.
- Coordinated the installation of the fire system in City Hall





GOALS FOR FY 24-25

- Finalize Dark Fiber
 - Failover at Alternate locations
 - Install Fat Pipe Systems
 - Finalize updates to the Network
- Fire Department GPS and Cradlepoint installation
- Migrate the Citrix share file to our SharePoint system.
 - Simplifying and condensing standard software packages.





PERSONNEL REQUESTS

Ranking	Position/Title	FY 25 Budget Impact
1	IT Specialist	\$93,665



CAPITAL IMPROVEMENT PROJECT REQUESTS

Ranking	Project Title	FY 25 Budget Impact	FY 26 Budget Impact	FY 27 Budget Impact
1	Dark Fiber Setup	60,000		
2	Firewall Upgrade	42,000		
3	Fat Pipe Equipment	34,000		



CAPITAL REQUESTS

(\$5,000 - \$24,999)

Ranking	Item	FY 25 Budget Impact
1	City Hall Copier Replacement	\$8,387



REQUESTED OPERATING EXPENDITURES


Line Item	FY 24 Budget	Requested FY 25 Budget	Increase Amount
Professional Services	\$217,664	\$252,200	\$34,536
Small Equipment	\$102,925	\$156,592	\$53,667
Technology Services and Supplies	190,332	\$254,312	\$63,980
Telecommunications	\$302,245	\$372,331	\$70,086
Software Licenses and Maint.	\$376,172	\$590,125	\$213,953



Our main goal is always to serve the public. We're taking steps to improve the City's security with better technology and infrastructure, like dedicated fiber service. This will help us better serve the people of Mebane.

Providing these services is what matters most to us.

Thank you for being so supportive as we work to make these improvements.





QUESTIONS?




RECREATION AND PARKS

BUDGET REQUEST 2024-2025



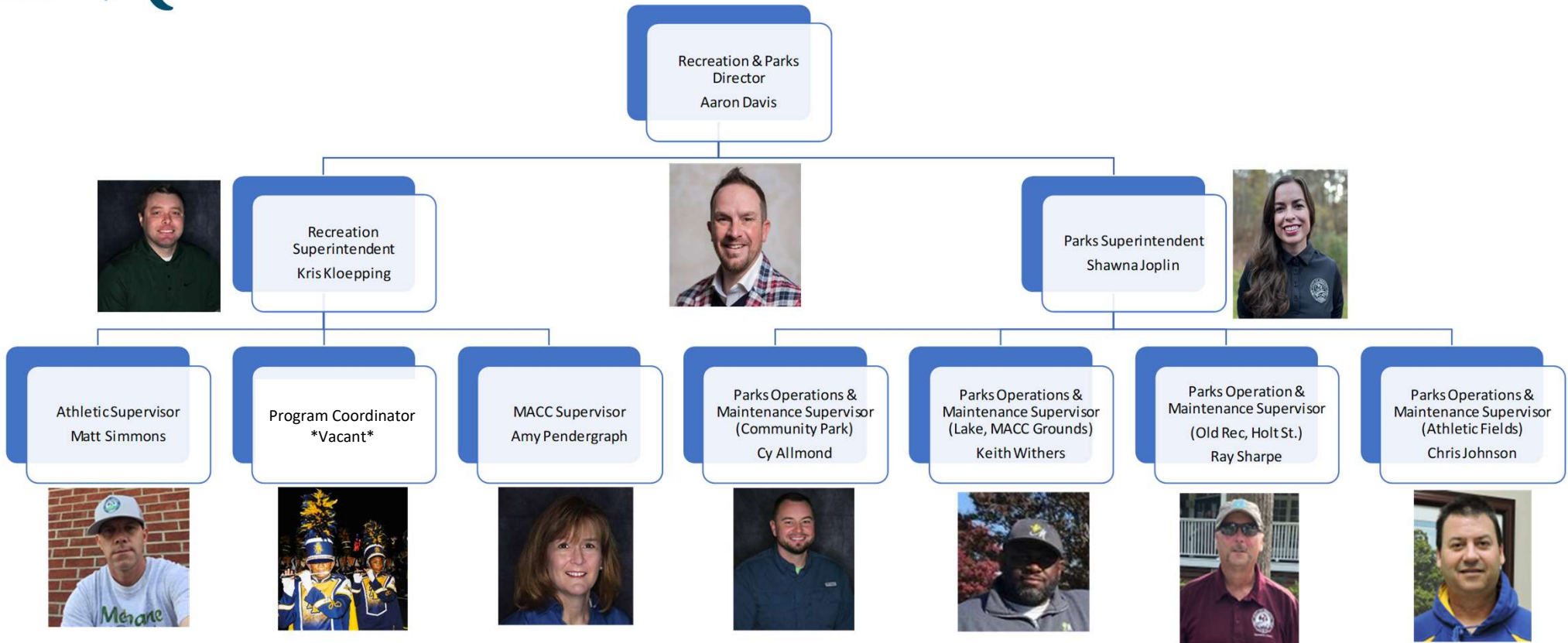
HIGHLIGHTS OF FY 23-24

- **Projects we Completed this year:**
 - Community Park Fiddler Stage – 3/1/2024
 - Comprehensive Rec & Parks Master Plan – 3/4/2024
 - Cates Farm Park Playground – 3/15/24
 - Lake Michael Dam EAP Update – Fall 2023
 - Temporary Outdoor Pickleball Courts Opened – Summer 2023
- **CIP Projects Started from FY-24**
 - Lake Michael Connector – 12/1/2024
 - Woodlawn Entrance to the Community Park - TBA
- **Exciting Accomplishments**
 - Hosted NC Mountains to Coast Ride
 - Assisted with Community Events:
 - DMDC Event, Autumn Fest, Dogwood Festival, Hometown Holidays etc.
 - Expanded Halloween Event w/ Downtown Groups
 - Began Creation of Butterfly Gardens
 - Re-opened FREE Vessel Rentals @ Lake
 - Participated in YEAR OF THE TRAIL Events





CURRENT ORGANIZATIONAL CHART



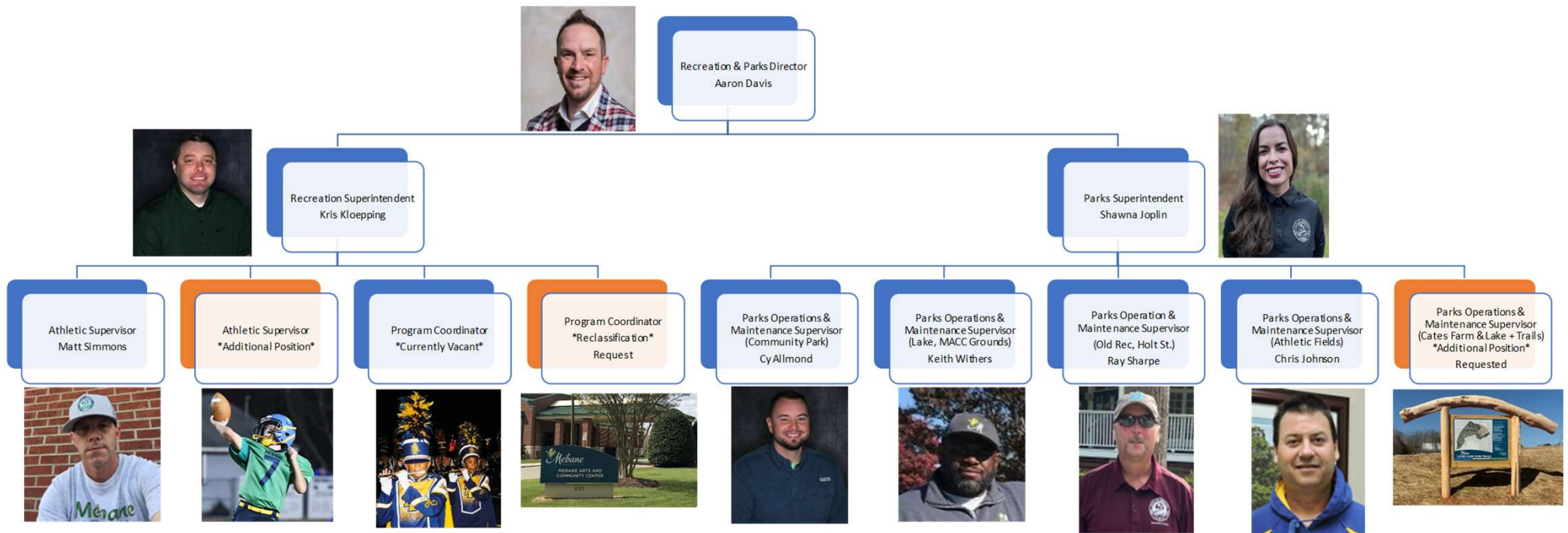


PERSONNEL REQUESTS

Ranking	Position/Title	FY 25 Budget Impact
1	Parks Operation Maintenance Supervisor – Additional	\$80,485
2	Arts & Community Center Supervisor Position - Reclassification to Program Coordinator Position	\$5,446
3	Athletic Supervisor – Additional	\$5,446



PROPOSED ORGANIZATIONAL CHART





GOALS FOR FY 24-25

- Begin Construction on the Lake Michael Spillway Renovation
- Increase Quality of Programs and Special Events
- Continue to assist with community events with increased responsibility and create more community partners.
- Begin/Complete CIP Projects:
 - Woodlawn Entrance to C.P.
 - Lake Michael Connector
 - Old Rec Floor Restoration
 - Lake Michael Trail Expansion
- Continue to work on safety in the workplace; IPM, OSHA, increase implementation of best practices.
- Hire exceptional new leaders for re-worked departmental structure and increase overall efficiency and service to the community.





CAPITAL IMPROVEMENT PROJECT REQUESTS

Ranking	Project Title	FY 25 Budget Impact	FY 26 Budget Impact	FY 27 Budget Impact
1	Lake Michael Spillway Renovation	\$6,273,468	0	0
2	MACC Roof Renovation	\$423,000	0	0
3	Old Rec Gym Floor Renovation	\$175,000	0	0
4	Lake Trails around the Lake (apply for grant)	\$100,000	\$400,000	0
5	Replacement Truck for #50	\$45,000	\$1,500	\$1,500
6	Paving Lake Michael Connector	\$35,000	0	0



CAPITAL REQUESTS

(\$5,000 - \$24,999)

Ranking	Item	FY 25 Budget Impact
1	Replacement Platforms & Stairs @ MACC Playground	\$16,000
2	Replacement Community Park Nets and Fencing Fixes	\$18,000
3	Replacement Zero Turn Mower	\$15,000
4	Flagpoles w/ Lights @ Community Park	\$12,000
5	Building Renovation for Storage @ Youth/Walker	\$24,500



FEE CHANGES

Fee	Current Rate	Proposed Rate	Projected Annual Impact
Farmers Market Application Fee	\$0.00	\$20.00	\$500




REQUESTED OPERATING EXPENDITURES

Line Item	FY 24 Budget	Requested FY 25 Budget	Increase Amount
Ground Maintenance	\$242,994	\$344,000	\$100,106 (29%)
Professional Services	\$45,357	\$72,500	\$27,143 (38%)
Sports Hall of Fame	\$0.00	\$15,000	\$15,000 (100%)



PROJECTED REVENUES

Line Item	Projected FY 25 Budget
Camp Fees	\$17,500
Event Fees	\$8,000
Recreation Rentals	\$100,000
Athletic Fees	\$40,000
Other Recreation	\$1,000
Lake Michael Fees	\$0





QUESTIONS?



POLICE DEPARTMENT

BUDGET REQUEST 2024-2025



HIGHLIGHTS OF FY 23-24

What did you ask for last year that was accomplished or begun this year?

- **Community Engagement Events Included Significant Increase in Participation with our Stakeholders**
- **Social Media Followers increased 77.9%**
- **6 New Police Vehicles were purchased and outfitted**
- **Selected as Pilot Department for Recruiting & Retention Study with the UNC School of Government**
- **Drafted Multi-Year Strategic Plan to implement in Q1 of 2024**
- **Reduced Staff Vacancies by 50%**
- **Added & Certified our New Canine "Loki"**
- **Hired a New Police Chief**



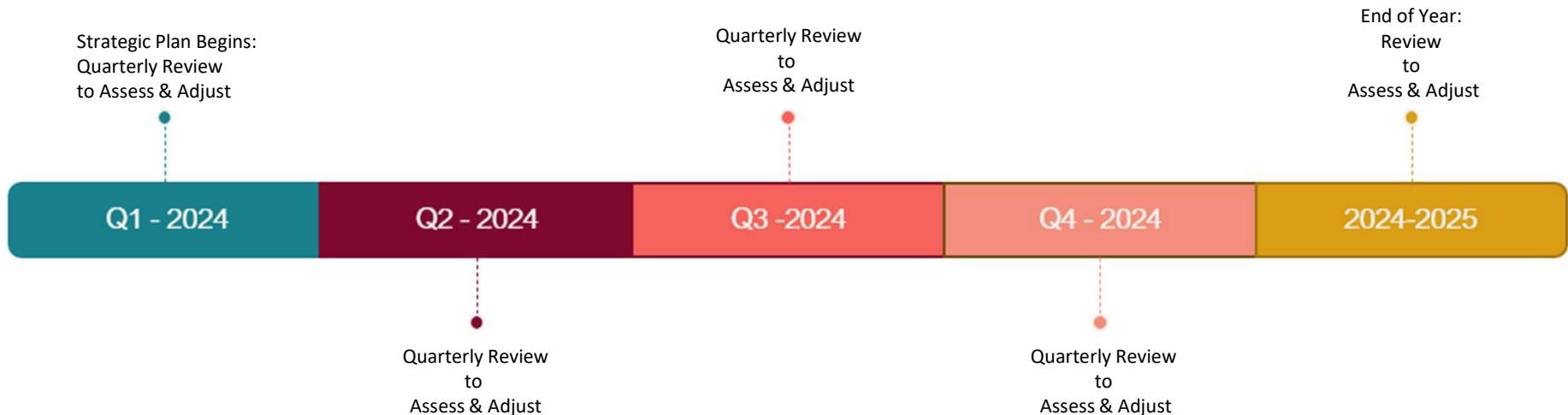


GOALS FOR FY 24-25

2024 Marks the 1st year of Mebane Police Departments 2024-2027 Strategic Plan. It is "our" roadmap outlining Mebane Police Department's commitment to Enhancing Public Safety, Community Trust, and our Efficiency and Effectiveness!

We're Laser-focused on Five Key Goals

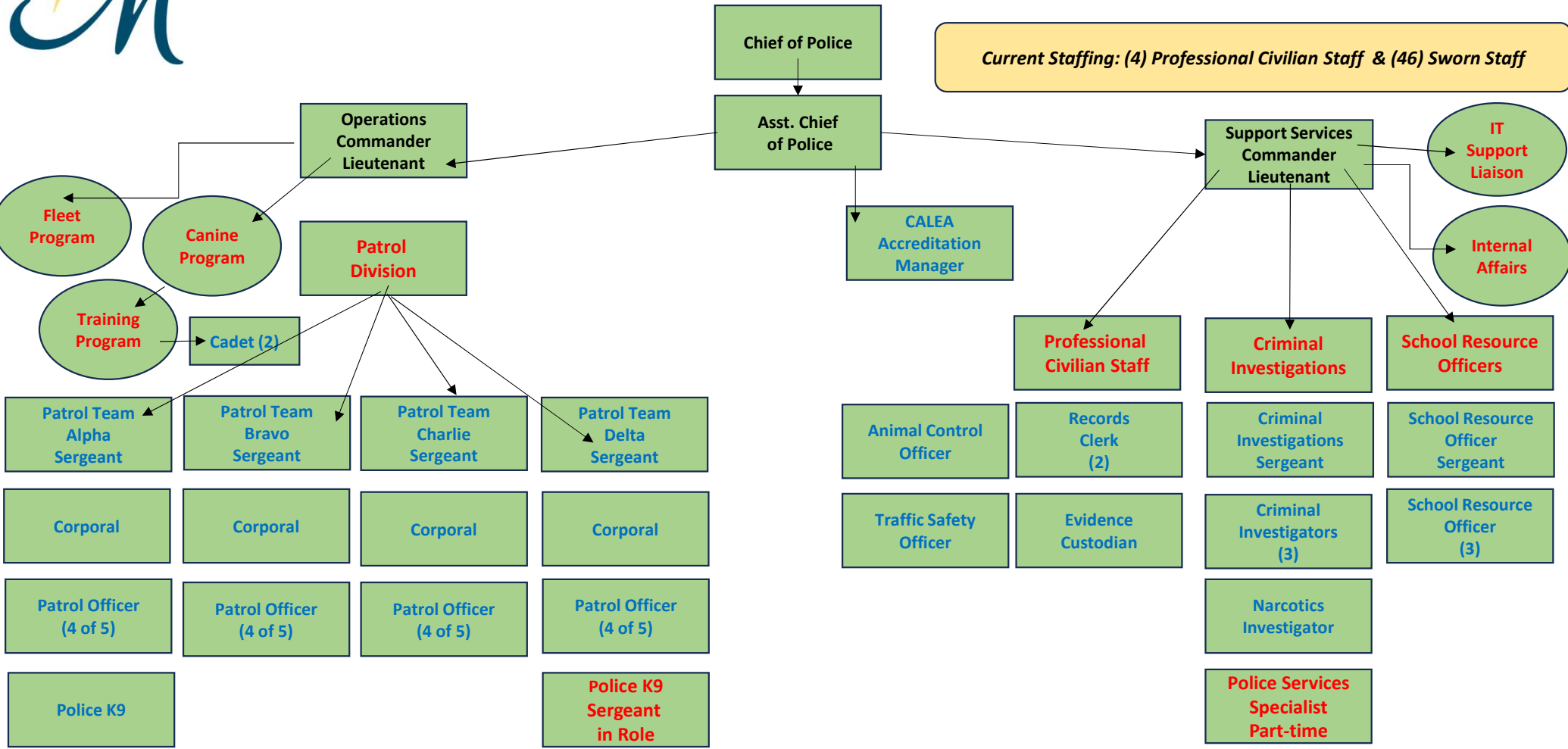
- ✦ Traffic Safety
- ✦ Personnel Management & Leadership Succession Planning
- ✦ Data-Based Policing
- ✦ Community Engagement
- ✦ Continuous Improvement





ORGANIZATIONAL CHART

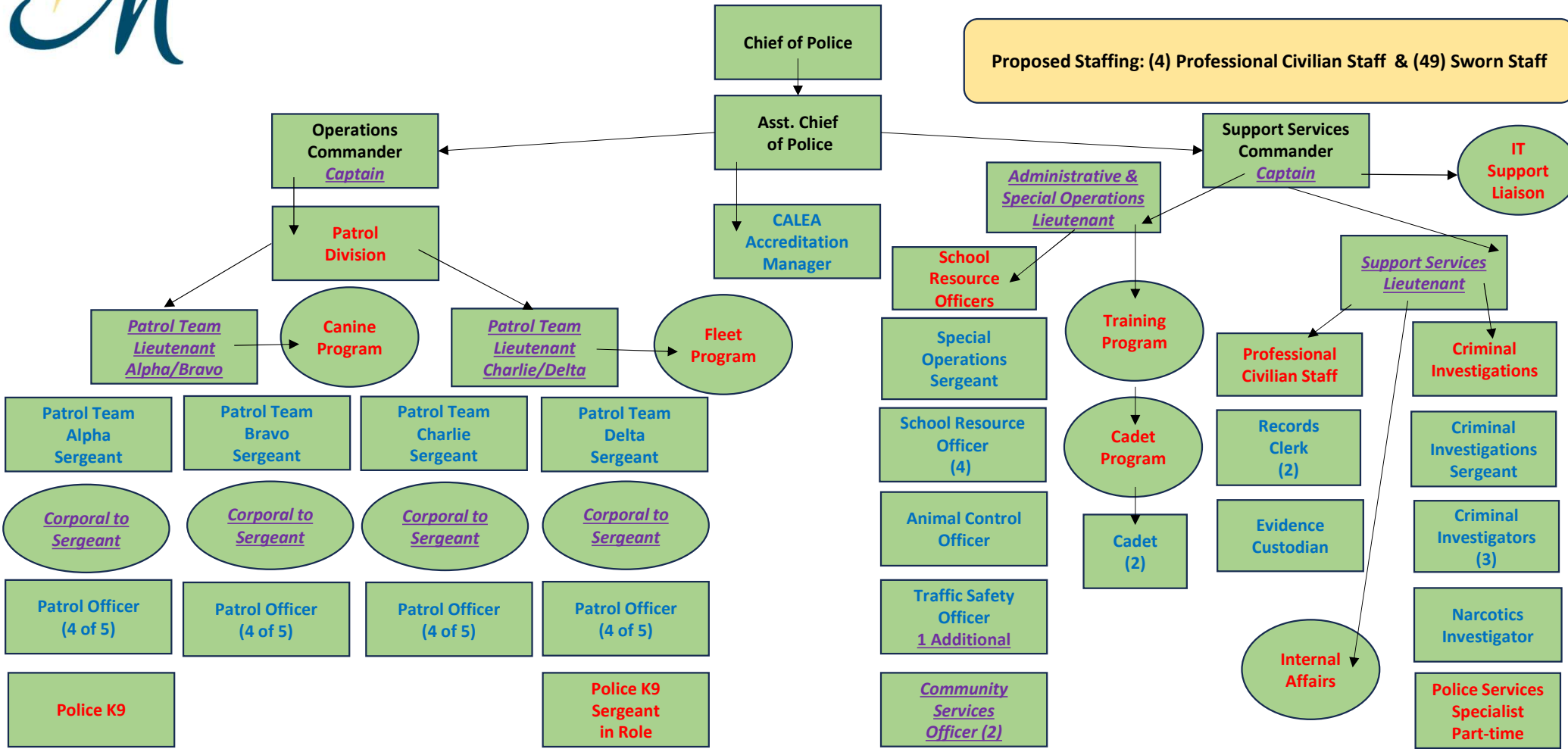
Current Staffing: (4) Professional Civilian Staff & (46) Sworn Staff





ORGANIZATIONAL CHART

Proposed Staffing: (4) Professional Civilian Staff & (49) Sworn Staff





PERSONNEL REQUESTS

Ranking	Position/Title	FY 25 Budget Impact
1	Captain/Re-classification (2)	14,122
2	Lieutenant/Re-classification (4)	17,532
3	Sergeant/Re-classification (4)	10,652
4	Police Officer/New (3)	245,181



CAPITAL IMPROVEMENT PROJECT REQUESTS

Ranking	Project Title	FY 25 Budget Impact	FY 26 Budget Impact	FY 27 Budget Impact
1	New Police Facility Design		888,250	
2	New Police Facility			14,630,000
3	New Vehicle (3)	255,008		
4	Replacement (4) M1, M4, M9, & M12	340,111	353,715	367,864
5	Special Event Control Trailer	25,000		



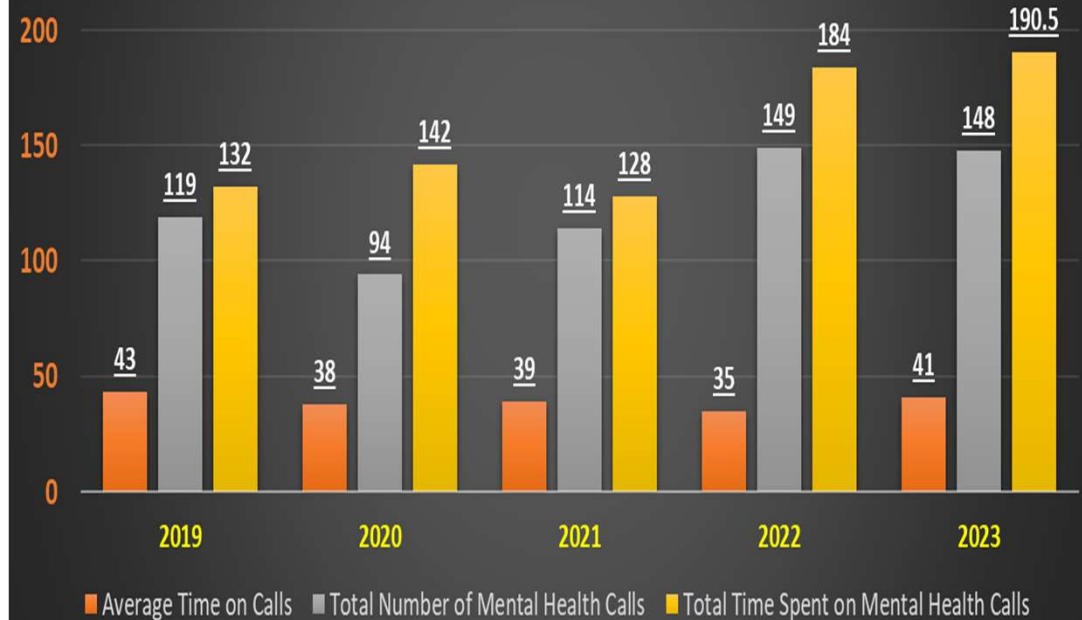
Future Restructuring Proposal

What the Data Shows

Total Number of Calls



Total Calls for Service & Mental Health Call Data





Future Restructuring Proposal

What the Data Shows





QUESTIONS?

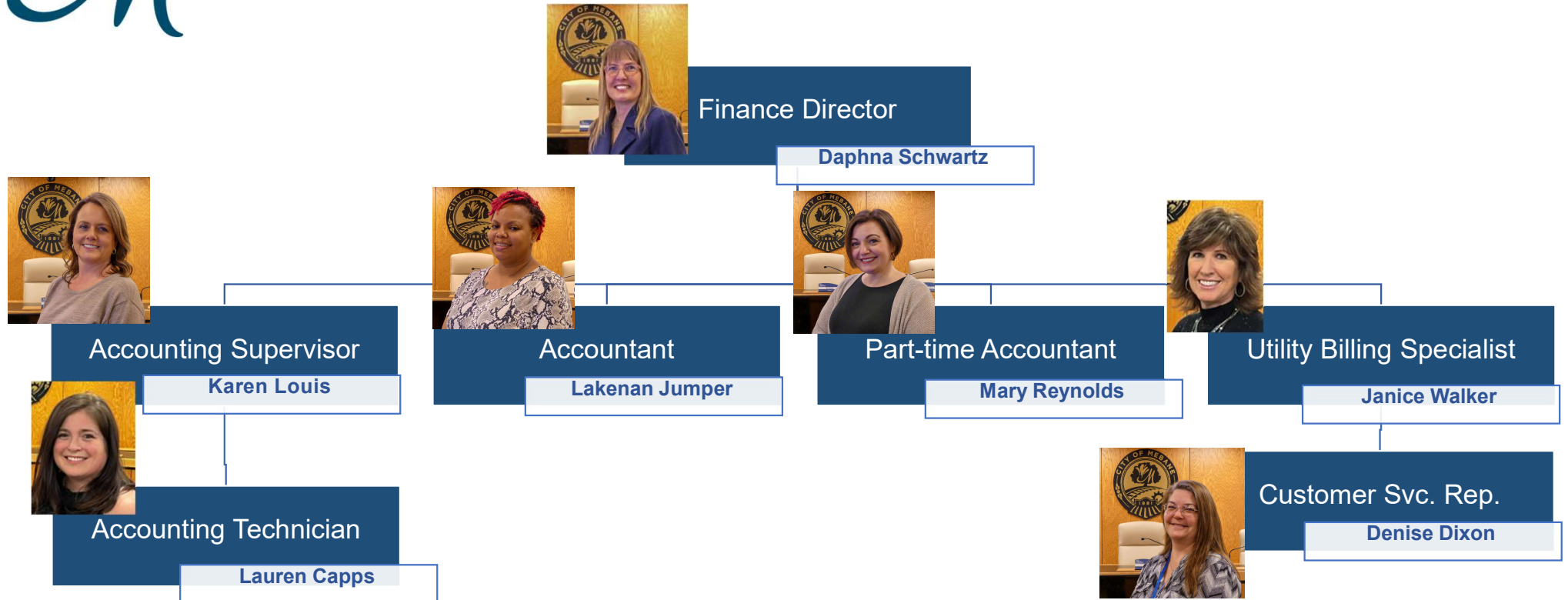


FINANCE

BUDGET REQUEST 2023-2024



ORGANIZATIONAL CHART





HIGHLIGHTS OF FY 23-24

- Awarded the Certificate of Excellence in Financial Reporting for FY22.
- Awarded for Outstanding Achievement in Popular Annual Financial Reporting for FY22.
- Clean audit.
- Over 4,000 vendor checks issued per year
- Over 7,000 utility accounts billed monthly
- Over 175 employees paid bi-weekly





GOALS FOR FY 24-25

- Receive the Certificate of Excellence in Financial Reporting from the Government Finance Officers Association for FY23.
- Received the Award for Outstanding Achievement in Popular Annual Financial Reporting for FY23.
- Obtain a clean audit.
- Continue to pay vendors and employees accurately and timely.
- Continue to provide utility billing services to the residents of Mebane.



Don't aspire to be
the best on the
team. Aspire to be
the best for the
team. – Brian
Tracy





QUESTIONS?

Utility Fund Capital Department Head Requests
FY24 to FY29

Line Number	Department Name	Presentation Date	Rank	New or Replacement	Project Title	FY 24-25	FY 25-26	FY 26-27	FY 27-28	FY 28-29	Project total
1	Utilities Administration	March 14	1	New	Water Meters	170,000	180,000	190,000	190,000	200,000	\$ 930,000
2	Utilities Administration Total					\$ 170,000	\$ 180,000	\$ 190,000	\$ 190,000	\$ 200,000	\$ 930,000
3	Utilities Maintenance	March 14	1	Replacement	Vac Truck	603,750					\$ 603,750
4	Utilities Maintenance	March 14	2	Replacement	Pick-up Truck	50,098	50,000	65,000	80,000	65,000	\$ 310,098
5	Utilities Maintenance	March 14	3	Replacement	Replacement Backhoe	155,000					\$ 155,000
6	Utilities Maintenance	March 14	4	Replacement	Galvanized Water Main Replacements	234,000	-				\$ 234,000
7	Utilities Maintenance	March 14	5	Replacement	Water Rehab	17,000	250,000			200,000	\$ 467,000
8	Utilities Maintenance	March 14	6	New	Utility Oversizing	150,000	150,000	150,000	150,000	150,000	\$ 750,000
9	Utilities Maintenance	March 14	7	New	50% share of capital improvements @ Graham water plant	140,750	57,500	240,000	25,000	1,000,000	\$ 1,463,250
10	Utilities Maintenance	March 14	8	Replacement	Inflow & Infiltration	900,000	500,000	500,000	500,000	500,000	\$ 2,900,000
11	Utilities Maintenance	March 14	9	New	3rd Pump at N Regional	95,000					\$ 95,000
12	Utilities Maintenance	March 14		New	Jones Road Outfall		112,500	887,500			\$ 1,000,000
13	Utilities Maintenance	March 14		New	Bowman -West Ten Road Connector & OAWS Interconnect		692,500	93,750	750,000		\$ 1,536,250
14	Utilities Maintenance	March 14		Replacement	Replacement Mini-Excavator			120,000			\$ 120,000
15	Utilities Maintenance	March 14		Replacement	Gravelly Hill Force Main Reroute			798,000			\$ 798,000
16	Utilities Maintenance	March 14		Replacement	Wal-Mart Pump Station Abandonment				500,000		\$ 500,000
17	Utilities Maintenance	March 14		Replacement	GE Pump Station and Force Main				1,250,000	2,000,000	\$ 3,250,000
18	Utilities Maintenance	March 14		Replacement	Fieldstone Pump Station Rehab					1,000,000	\$ 1,000,000
19	Utilities Maintenance Total					\$ 2,345,598	\$ 1,812,500	\$ 2,854,250	\$ 3,255,000	\$ 4,915,000	\$ 15,182,348
20	WRRF	March 14	1	New	WRRF Plant Expansion	57,892,342					\$ 57,892,342
21	WRRF	March 14	2		21.43% share of capital improvements @ Graham WRRF	86,135	75,440	465,750	23,575	59,800	\$ 710,700
22	WRRF	March 14	3	New	Phosphorus analyzer	30,000					\$ 30,000
23	WRRF	March 14	4	Replacement	Rotary Drum Thickener Rehab	100,000					\$ 100,000
24	WRRF	March 14		Replacement	Aeration basin nutrient analyzer		25,000				\$ 25,000
25	WRRF	March 14		New	Polymer skid		35,000				\$ 35,000
26	WRRF	March 14		Replacement	Ford Escape		35,000				\$ 35,000
27	WRRF	March 14			Aqua guard influent screen Rehab			100,000			\$ 100,000
28	WRRF Total					\$ 58,108,477	\$ 170,440	\$ 565,750	\$ 23,575	\$ 59,800	\$ 1,035,700
29	Grand Total					\$ 60,624,075	\$ 2,162,940	\$ 3,610,000	\$ 3,468,575	\$ 5,174,800	\$ 75,040,390

Utility Fund Department Head Personnel Requests
FY24 to FY27

Line Number	Department	Presentation Date	Rank	Type of Request	Position Title	Part-time/Full-time	FY25	FY26	FY27
1	Utilities Maintenance	March 14		Additional Position	Maintenance Technician	Full-time		56,942	
2	Utilities Maintenance	March 14		Additional Position	Maintenance Technician	Full-time		56,942	
3	Utilities Maintenance	March 14		Additional Position	Maintenance Technician	Full-time			58,330
4	Utilities Maintenance	March 14		Additional Position	Maintenance Technician	Full-time			58,330
5	Utilities Maintenance Total						\$ -	\$ 113,884	\$ 116,659
6	WRRF	March 14	1	Additional Position	Wastewater Treatment Plant Opr	Full-time		68,555	
7	WRRF	March 14	2	Reclassification	Compliance Manager	Full-time	14,990		
8	WRRF	March 14		Additional Position	Wastewater Treatment Plant Opr	Full-time	68,555		
9	WRRF	March 14		Reclassification	Wastewater Treatment Plant Opr	Part-time to Full-time		39,620	
10	WRRF	March 14		Reclassification	Lead Wastewater Plant Operator	Full-time			13,830
11	WRRF	March 14		Additional Position	Laboratory Technician	Part-time			22,523
12	WRRF Total						\$ 83,545	\$ 108,175	\$ 36,352
13	Grand Total						\$ 83,545	\$ 222,059	\$ 153,012

Salary estimates are based on the City of Mebane Position and Classification Pay Plan for fiscal year 2024.

General Fund Capital Department Head Requests
FY24 to FY29

Line Number	Department	Presentation Date	New or Replacement Rank	Project Title	FY 24-25	FY 25-26	FY 26-27	FY 27-28	FY 28-29	Total
1	IT	March 14	1 New	Dark Fiber Setup	60,000					\$ 60,000
2	IT	March 14	2 New	Fire Wall Upgrade	42,000					\$ 42,000
3	IT	March 14	3 New	Fat Pipe Implementation	34,000					\$ 34,000
4	IT	March 14	4 Replacement	City Hall Copier Replacement	8,387					\$ 8,387
5 IT Total					\$ 144,387	\$ -	\$ -	\$ -	\$ -	\$ 144,387
6	Rec & Parks	March 14	1 Replacement	Lake Michael Spillway Renovation	6,273,468					\$ 6,273,468
7	Rec & Parks	March 14	2 Replacement	MACC Roof Renovation	423,000					\$ 423,000
8	Rec & Parks	March 14	3 Replacement	Old Rec Gym Floor Restoration	175,000					\$ 175,000
9	Rec & Parks	March 14	4 New	Lake Michael Trail Expansion	100,000	400,000				\$ 500,000
10	Rec & Parks	March 14	5 Replacement	Replacement of Work Truck #50	45,000					\$ 45,000
11	Rec & Parks	March 14	6 New	Lebanon Rd. Trail Connector Paving	35,000					\$ 35,000
12	Rec & Parks	March 14	7 Replacement	Replacement platform and stairs at MACC Playground	16,000					\$ 16,000
13	Rec & Parks	March 14	8 Replacement	Community Park Nets and Fence Replacement	18,000					\$ 18,000
14	Rec & Parks	March 14	9 Replacement	Zero Turn Mower Replacement	15,000					\$ 15,000
15	Rec & Parks	March 14	10 New	Flag Pole Additions for Community Park and MACC + electrical work & lights - moved \$8 for MACC pole	12,000					\$ 12,000
16	Rec & Parks	March 14	11 New	Building Storage Renovation for Old Rec Maintenance	24,500					\$ 24,500
17	Rec & Parks	March 14	New	ATV Vehicle for Greenway and Cates Farm	-	20,000				\$ 20,000
18	Rec & Parks	March 14	New	Shade Structure over Playground @ Old Rec	-	20,000				\$ 20,000
19	Rec & Parks	March 14	Replacement	Replacement Pedal Boats for Lake Michael		30,000				\$ 30,000
20	Rec & Parks	March 14	Replacement	Lake Michael's New Office / Boat House		250,000				\$ 250,000
21	Rec & Parks	March 14	New	Cates Farm Park Playground Phase #2 MACC Baseball/Softball Scoreboard		350,000				\$ 350,000
22	Rec & Parks	March 14	Replacement	Replacements			45,000			\$ 45,000
23	Rec & Parks	March 14	New	Community Park Shelter #1			45,000			\$ 45,000
24	Rec & Parks	March 14	New	Old Rec AC for the Gym				125,000		\$ 125,000
25	Rec & Parks	March 14	New	Shade for Farmers Market				750,000		\$ 750,000
26 Rec & Parks Total					\$ 7,136,968	\$ 1,070,000	\$ 90,000	\$ 875,000	\$ -	\$ 9,171,968
27	Police	March 14	1 New	New Patrol Vehicle & Equipment	255,008					\$ 255,008
28	Police	March 14	2 Replacement	Replace Existing Patrol Vehicles	340,111	353,715	367,864	382,579	397,882	\$ 1,842,151
29	Police	March 14	3 New	Special Event Traffic Control Trailer	25,000					\$ 25,000
30	Police	March 14	New	New Police Headquarters Design		888,250				\$ 888,250
31	Police	March 14	New	New Police Headquarters Construction			14,630,000			\$ 14,630,000
32	Police	March 14	Replacement	Police Department Roof Replacement				287,375		\$ 287,375
33 Police Total					\$ 620,119	\$ 1,241,965	\$ 14,997,864	\$ 669,954	\$ 397,882	\$ 17,927,784

**General Fund Capital Department Head Requests
FY24 to FY29**

Line Number	Department	Presentation Date	New or Rank Replacement	Project Title	FY 24-25	FY 25-26	FY 26-27	FY 27-28	FY 28-29	Total
34	Public Works	March 21	1 Replacement	PW-060 Bucket Truck Replacement (2000) Used	120,000					\$ 120,000
35	Public Works	March 21	2 New	New two bay addition to storage building - design	25,000					\$ 25,000
36	Public Works	March 21	3 New	Boom mower	25,000					\$ 25,000
37	Public Works	March 21	4 New	PWD & PUD new equipment shelters - design (RFP)	30,000					\$ 30,000
38	Public Works	March 21	5 New	Sidewalk - S. Eighth St. to Fifth St. Park via Arrowhead Villas - Construction	55,000					\$ 55,000
39	Public Works	March 21	6 New	Asphalt hot box	15,000					\$ 15,000
40	Public Works	March 21	7 Replacement	John Deere 930 m Zero Turn Mower	15,000					\$ 15,000
41	Public Works	March 21	Replacement	Signal Light and Control Box Replacement		50,000				\$ 50,000
42	Public Works	March 21	New	PW/PUD Office Renovation Construction		160,000				\$ 160,000
43	Public Works	March 21	New	New two bay addition to storage building - construction		250,000				\$ 250,000
44	Public Works	March 21	New	Multi-use path - Third Street to Fifth Street Connector - Construction		300,000				\$ 300,000
45	Public Works	March 21		Snowplow for Backhoe			20,000			\$ 20,000
46	Public Works	March 21		Tractor			70,000			\$ 70,000
47	Public Works	March 21		Swap Loader w/ dump body, plow, and salt/sand spreader			80,000			\$ 80,000
48	Public Works	March 21	New	Sidewalk - S. Third Ext. from Corporate Park Drive to Augusta Drive			700,000			\$ 700,000
49	Public Works	March 21	New	Sidewalk - S. Third St. from Peppertree Dr. to Corregidor St. south side of S. Third St. – design, cost estimate, (easement maps) and DOT permits				50,000		\$ 50,000
50	Public Works	March 21	New	Sidewalk - S. Third St. at Briarwood Dr. – intersection improvement design, cost estimate, and DOT permits				75,000		\$ 75,000
51	Public Works	March 21	New	Sidewalk - S. Third Ext. from Augusta Drive to Gibson Rd - construction				350,000		\$ 350,000
52	Public Works	March 21	New	New equipment shed approx. 50' X 300'				600,000		\$ 600,000
53	Public Works	March 21	New	Sidewalk - S. Third St. from Peppertree Dr. to Corregidor St. south side of S. Third St. – construction and easements					175,000	\$ 175,000
54	Public Works	March 21	New	Dump Truck - add sand/salt spreader & plow					200,000	\$ 200,000
55	Public Works	March 21	New	Sidewalk - S. Third St. at Briarwood Dr. – Construction, easements, CEI					350,000	\$ 350,000
56	Public Works	March 21	New	Salt shed w/ brining station approx. 50' X 200'					400,000	\$ 400,000
57	Public Works Total				\$ 285,000	\$ 760,000	\$ 870,000	\$ 1,075,000	\$ 1,125,000	\$ 4,115,000

General Fund Capital Department Head Requests
FY24 to FY29

Line Number	Department	Presentation Date	Rank	New or Replacement	Project Title	FY 24-25	FY 25-26	FY 26-27	FY 27-28	FY 28-29	Total
58	Public Facilities	March 21	1	New	Carbon monoxide exhaust system (2 items) - garage bay	24,000					\$ 24,000
59	Public Facilities	March 21	2	New	Sidewall exhaust fan - garage bay	10,000					\$ 10,000
60	Public Facilities	March 21	3	Replacement	Library HVAC RTU #3 unit replacement	18,000					\$ 18,000
61	Public Facilities	March 21		Replacement	Mebane Library Roof Replacement		270,000				\$ 270,000
62 Public Facilities Total						\$ 52,000	\$ 270,000	\$ -	\$ -	\$ -	\$ 322,000
63	Sanitation	March 21	1	New	New Knuckle boom Truck	259,000					\$ 259,000
64	Sanitation	March 21	2	New	Pull-behind leaf vacuum trailer (Used)	80,000					\$ 80,000
65	Sanitation	March 21		New	Sanitation transfer station feasibility study and preliminary site design (RFP)		40,000				\$ 40,000
66	Sanitation	March 21		Replacement	Replacement Leaf Vacuum Truck		275,000				\$ 275,000
67	Sanitation	March 21		New	Rear Load Garbage Truck (waiting on updated quote)			210,000			\$ 210,000
68	Sanitation	March 21		Replacement	Replacement Leaf Vacuum Truck			285,000			\$ 285,000
69	Sanitation	March 21			Sanitation transfer station construction			500,000			\$ 500,000
70	Sanitation	March 21		Replacement	Knuckle boom Truck				270,000		\$ 270,000
71	Sanitation	March 21		Replacement	Side-load garbage truck					380,000	\$ 380,000
72 Sanitation Total						\$ 339,000	\$ 315,000	\$ 995,000	\$ 270,000	\$ 380,000	\$ 2,299,000
73	Fire	March 21	1	Replacement	Plymovent Exhaust Management System at Station 2	150,000					\$ 150,000
74	Fire	March 21	2	Replacement	Plymovent Exhaust Management System at Station 3	120,000					\$ 120,000
75	Fire	March 21	3	New	MSA E600+ Thermal Camera - 2 needed	23,000					\$ 23,000
76	Fire	March 21	4	New	MSA RescueAire - 2 needed	15,000					\$ 15,000
77	Fire	March 21	5	Replacement	Hurst SC 758 E3	11,500					\$ 11,500
78	Fire	March 21		New	Battalion Chief Vehicle		80,000				\$ 80,000
79	Fire	March 21			Fire Station 4 West Design (CPO)		125,000				\$ 125,000
80	Fire	March 21		Replacement	Replacement Platform Truck		3,000,000				\$ 3,000,000
81	Fire	March 21		New	Engine			1,000,000			\$ 1,000,000
82	Fire	March 21		New	Fire Station 4 West Construction (CPO)			7,500,000			\$ 7,500,000
83	Fire	March 21		New	Administration Vehicle				80,000		\$ 80,000
84	Fire	March 21		New	Engine 5-East				1,000,000		\$ 1,000,000
85	Fire	March 21		Replacement	SCBA Replacement					660,000	\$ 660,000
86	Fire	March 21		New	Quint or Rescue Truck					1,500,000	\$ 1,500,000
87 Fire Total						\$ 319,500	\$ 3,205,000	\$ 8,500,000	\$ 1,080,000	\$ 2,160,000	\$ 15,264,500
88 Grand Total						\$ 8,896,974	\$ 6,861,965	\$ 25,452,864	\$ 3,969,954	\$ 4,062,882	\$ 49,244,639

General Fund Department Head Personnel Requests
FY24 to FY27

Line Number	Department	Presentation Date	Rank	Type of Request	Position Title	Part-time/	FY25	FY26	FY27
						Full-time			
1	IT	March 14		Additional Position	Information Technology Specialist	Full-time	93,665		
2	IT	March 14		Reclassification	IT Manager NEW POSITION	Full-time		8,298	
3	IT	March 14		Additional Position	Information Technology Specialist	Full-time			93,665
4 IT Total							\$ 93,665	\$ 8,298	\$ 93,665
5	Recreation and Parks	March 14	1	Additional Position	Parks Operation & Maintenance Crew Leader	Full-time	80,485		
6	Recreation and Parks	March 14	2	Reclassification	Recreation Program & Athletic Coordinator	Full-time	5,446		
7	Recreation and Parks	March 14	3	Reclassification	Recreation Supervisor for Athletics	Full-time	5,446		
8	Recreation and Parks	March 14		Additional Position	Park Ranger NEW POSITION	Full-time or Part-time		68,555	
9	Recreation and Parks	March 14		Reclassification	Turf Grass Manager NEW POSITION	Full-time			-
10	Recreation and Parks	March 14		Additional Position	Administrative Support Specialist	Full-time			63,175
11	Recreation and Parks	March 14		Additional Position	Lake Warden NEW POSITION	Part-time			68,098
12 Recreation and Parks Total							\$ 91,377	\$ 68,555	\$ 131,273
13	Police	March 14	1	Reclassification	Police Captain	Full-time	7,061		
14	Police	March 14	1	Reclassification	Police Captain	Full-time	7,061		
15	Police	March 14	2	Reclassification	Police Lieutenant	Full-time	4,383		
16	Police	March 14	2	Reclassification	Police Lieutenant	Full-time	4,383		
17	Police	March 14	2	Reclassification	Police Lieutenant	Full-time	4,383		
18	Police	March 14	2	Reclassification	Police Lieutenant	Full-time	4,383		
19	Police	March 14	3	Reclassification	Police Sergeant	Full-time	2,663		
20	Police	March 14	3	Reclassification	Police Sergeant	Full-time	2,663		
21	Police	March 14	3	Reclassification	Police Sergeant	Full-time	2,663		
22	Police	March 14	3	Reclassification	Police Sergeant	Full-time	2,663		
23	Police	March 14	4	Additional Position	Police Officer	Full-time	81,727		
24	Police	March 14	4	Additional Position	Police Officer	Full-time	81,727		
25	Police	March 14	4	Additional Position	Police Officer	Full-time	81,727		
26	Police	March 14		Additional Position	Police Officer	Full-time		81,727	
27	Police	March 14		Additional Position	Police Officer	Full-time		81,727	
28	Police	March 14		Additional Position	Police Officer	Full-time		81,727	
29	Police	March 14		Additional Position	Police Officer	Full-time			81,727
30	Police	March 14		Additional Position	Police Officer	Full-time			81,727
31	Police	March 14		Additional Position	Police Officer	Full-time			81,727
32 Police Total							\$ 287,487	\$ 245,180	\$ 245,180
33	Public Facilities	March 21		Reclassification	Equipment Operator I	Full-time		3,457	
34	Public Facilities	March 21		Additional Position	Maintenance Technician	Full-time			58,330
35 Public Facilities Total							-	\$ 3,457	\$ 58,330
36	Public Works	March 21		Additional Position	Maintenance Technician	Full-time			58,330
37 Public Works Total							-	\$ -	\$ 58,330
38	Sanitation	March 21		Additional Position	Sanitation Equipment Operator	Full-time		69,726	
39 Sanitation Total							-	\$ 69,726	\$ -
40	Planning	March 21		Additional Position	Planner	Full-time			81,028
41 Planning Total							-	\$ -	\$ 81,028

General Fund Department Head Personnel Requests
FY24 to FY27

Line Number	Department	Presentation Date	Rank	Type of Request	Position Title	Part-time/	FY25	FY26	FY27
						Full-time			
42	Fire	March 21	1	Reclassification	Fire Lieutenant	Full-time	4,065		
43	Fire	March 21	1	Reclassification	Fire Lieutenant	Full-time	4,065		
44	Fire	March 21	1	Reclassification	Fire Lieutenant	Full-time	4,065		
45	Fire	March 21	2	Additional Position	Firefighter	Full-time	73,236		
46	Fire	March 21	2	Additional Position	Firefighter	Full-time	73,236		
47	Fire	March 21	2	Additional Position	Firefighter	Full-time	73,236		
48	Fire	March 21		Reclassification	Administrative Support Specialist II NEW POSITION	Full-time		4,149	
49	Fire	March 21		Reclassification	Asst. Fire Chief	Full-time		6,915	
50	Fire	March 21		Reclassification	Asst. Fire Chief	Full-time		6,915	
51	Fire	March 21		Additional Position	Firefighter	Full-time		73,236	
52	Fire	March 21		Additional Position	Firefighter	Full-time		73,236	
53	Fire	March 21		Additional Position	Firefighter	Full-time		73,236	
54	Fire	March 21		Additional Position	Fire Inspector I	Full-time		81,028	
55	Fire	March 21		Reclassification	Fire Captain	Full-time			6,915
56	Fire	March 21		Reclassification	Fire Captain	Full-time			6,915
57	Fire	March 21		Reclassification	Fire Captain	Full-time			6,915
58	Fire	March 21		Additional Position	Firefighter	Full-time			73,236
59	Fire	March 21		Additional Position	Firefighter	Full-time			73,236
60	Fire	March 21		Additional Position	Firefighter	Full-time			73,236
61	Fire	March 21		Additional Position	Firefighter	Full-time			73,236
62	Fire	March 21		Additional Position	Firefighter	Full-time			73,236
63	Fire	March 21		Additional Position	Firefighter	Full-time			73,236
64	Fire	March 21		Additional Position	Firefighter	Full-time			73,236
65	Fire	March 21		Additional Position	Firefighter	Full-time			73,236
66	Fire	March 21		Additional Position	Firefighter	Full-time			73,236
67	Fire	March 21		Additional Position	Firefighter	Full-time			73,236
68	Fire	March 21		Additional Position	Firefighter	Full-time			73,236
69	Fire	March 21		Additional Position	Firefighter	Full-time			73,236
70	Fire Total						\$ 231,903	\$ 318,716	\$ 899,582
71	Human Resources	March 21		Additional Position	Human Resources Consultant	Full-time	97,245		
72	Human Resources Total						\$ 97,245	\$ -	\$ -
73	Administration	March 21		Additional Position	Social Media/Content Creator Manager NEW POSITION	Full-time		86,750	
74	Administration Total						-	\$ 86,750	\$ -
75	Grand Total						\$ 801,677	\$ 800,682	\$ 1,567,388

Salary estimates are based on the City of Mebane Position and Classification Pay Plan for fiscal year 2024.

Position titles that are new positions are not on the pay plan. Salary estimates for new positions are based on department head estimates and were not reviewed by human resources.

Turf Grass Manager does not have a salary estimate because it is a reclassification of a current position with no salary increase.