



**CITY OF MUNFORD BOARD OF
MAYOR AND ALDERMEN**

AGENDA

City of Munford Board of Mayor and Aldermen - Regular Monthly Meeting –
Monday, February 28, 2022 7:00 p.m.
Municipal Building, 70 College Street, Munford, Tennessee

I. CALL TO ORDER

- A. Invocation
- B. Pledge of Allegiance to the flag
- C. Establishment of Quorum
- D. Approve the minutes from the Regular Monthly Meeting – January 24, 2022
- E. Public Forum

II. OLD BUSINESS AND MONTHLY DEPARTMENTAL REPORTS

- A. Public Works Dir. Sherry Bennard
- B. Public Safety Chief Randal Baskin
Chief Jeremy Reeves
Lieutenant Pinning Gary Hancock
- C. Parks & Recreation Dir. Griff Fisher
- D. Building Inspector/
Code Enforcement Insp. Glenn Stringfellow

III. MAYOR'S REPORT

- A. Report
- B. Proclamation/Awards
- C. Appointments

D. Ordinance – Resolutions – Motions

First Reading

- **ORDINANCE 2022-02-01** An Ordinance to amend the 2021-2022 General Operating budget.

First Reading

- **ORDINANCE 2022-02-02** An Ordinance to amend the 2021-2022 State Street Aid Budget.

First Reading

- **ORDINANCE 2022-02-03** An Ordinance to amend the 2021-2022 Drug Fund Budget.

First Reading

- **ORDINANCE 2022-02-04** An Ordinance to amend the 2021-2022 Solid Waste Fund Budget.
- **RESOLUTION: 2022-02-01** A Resolution to support restoring the historic revenue sharing relationship between the state of Tennessee and its local governments and to return the local share of the single article cap to local governments.
- **RESOLUTION: 2022-02-02** A Resolution to amend the City of Munford Charter in respect to election term of office

E. Announcements

F. Acknowledgements

IV. NEW BUSINESS

V. FINANCIAL REPORT

- A. Checks over \$10,000
- B. Financials 01-31-2022

Adjourn –



CITY OF MUNFORD BOARD OF MAYOR AND ALDERMEN

MINUTES – January 24, 2021

**Regular Monthly Meeting – Monday January 24, 2022, 7:00 p.m.
Municipal Building, 70 College Street, Munford, Tennessee.**

Members present: Mayor Dwayne Cole, Alderman Jack Bomar, Ray Deneka, Lonnie Glass, and Deborah Reed.

Absent: Alderman Sue Arthur and Glenn Turner

Department Heads in Attendance: Public Works Director Sherry Bennard, Chief Randal Baskin, Chief Jeremy Reeves, P&R Director Griff Fisher and Code Officer Glenn Stringfellow.

I. CALL TO ORDER

Mayor Cole called the January 24, 2022, scheduled meeting of the Board of Mayor and Aldermen of the City of Munford to order at 7:00 pm. Mayor Dwayne Cole gave the invocation.

II. ESTABLISH A QUORUM

Mayor Cole noted the Board had a quorum with five members present.

III. APPROVE MINUTES

Mayor Cole presented the minutes from the Re-scheduled Regular Monthly Meeting of December 30, 2021, for approval. *Alderman Bomar made a motion to approve the minutes. Motion was seconded by Alderman Deneka. Motion carried, all members present voting aye.*

IV. PUBLIC FORUM

No one present to speak.

V. OLD BUSINESS:

- Public Works – Director Sherry Bennard presented the monthly report. See attached sheet.
- Public Safety
 - a. Police: Chief Randal Baskin presented the monthly report. See attached sheet.

b. Fire: Acting Chief Jeremy Reeves presented the monthly report. See attached sheet.

1. Chief Reeves issued the Oath of Firefighter to Keith Kauhi, our newest Firefighter.

- Parks & Recreation – Director Griff Fisher presented the monthly report. See attached sheet.
- Code Enforcement – Building Inspector Glenn Stringfellow presented the monthly report. Reference report as written.
- Library – Reference report as written.
- Mayor’s Report and Comments – Mayor Cole presented his monthly report.
 - Mayor Cole presented for a second reading **ORDINANCE: 2021-12-01** An Ordinance of the City of Munford, Tennessee to increase limit before purchase orders are required. *Motion was made by Alderman Glass to approve **ORDINANCE: 2021-12-01**. Motion was seconded by Alderman Deneka. Motion carried, all members present voting aye.*

VIII. **NEW BUSINESS** –

No new business to report/discuss.

IX. **FINANCIAL REPORT** –

- **Checks over \$10,000** – Mayor Cole presented the checks over \$10,000 for December. *A motion was made by Alderman Bomar to approve all checks over \$10,000 as presented. Motion was seconded by Alderman Glass. Motion carried, all members present voting aye.*
- **Financial 12/31/2021**– Mayor Cole presented the financial report for the period ending December 30, 2021. A motion to accept the report was made by Alderman Reed. Motion was seconded by Alderman Bomar. Motion carried, all members present voting aye.

With no further discussion, a motion was made by the Alderman Deneka to adjourn at 7:28 pm.

Dwayne Cole, Mayor

Sherry Yelvington, City Recorder

CITY HALL MONTHLY REPORT

	Feb-21	Mar-21	Apr-21	May-21	Jun-21	Jul-21	Aug-21	Sep-21	Oct-21	Nov-21	Dec-21	Jan-22	TOTAL
ACCOUNTS													
Current Customer Accts													
Water Customers Total	3332	3347	3337	3353	3376	3377	3395	3407	3423	3457	3458	3452	40,714
Sewer Customers Total	2118	2129	2122	2140	2159	2156	2176	2181	2194	2226	2217	2218	26,036
Gas Customers Total	7273	7298	7299	7294	7309	7292	7287	7285	7311	7351	7355	7369	87,723
<i>In Atoka City Limits</i>	2527	2526	2544	2545	2549	2553	2556	2558	2559	2561	2562	2564	30,604
<i>Out of Atoka City Limits</i>	292	292	293	293	292	292	293	293	293	292	293	293	3,511
Trash Customers	1654	1660	1664	1657	1688	1695	1704	1704	1715	1724	1728	2324	20,917
Customer Adjustments													
Connects	51	81	75	78	94	81	73	69	87	98	77	47	911
Finals	49	90	74	82	100	88	73	68	88	82	69	41	904
Meter Sets	5	10	1	5	19	11	22	17	15	2	8	0	115
PAYMENTS													
Payments on line													
Utility paid on line	2797	2834	2742	2382	2618	2686	2379	2596	2703	2660	2793	2793	31,983
ACH Payments	1336	1350	1365	1380	1377	1385	1424	1413	1432	1432	1462	1475	16,831
E-Bills	1435	1467	1474	1495	1506	1508	1518	1522	1537	1540	1539	1540	18,081
Payments Received Lobby/Mail													
CC Payments	230	389	960	1130	626	332	349	851	1201	525	396	444	7,433
Cash Payments	415	562	556	590	673	668	653	624	720	627	577	570	7,235
Check Payments	3,949	4,088	3,867	3,933	2,368	2,279	2,451	2,233	2,587	2,427	2,610	2,563	35,355
Money Order Payments	0	0	0	0	1	0	0	0	0	0	2	1	4
Delinquent Accounts													
Delinquent Penalty	207	206	139	302	192	126	373	104	142	135	186	236	2,348
Cut Offs	115	122	97	124	185	126	154	103	84	0	1	220	1,331
Phone Calls	589	528	499	0	386	444	409	366	441	324	558	690	5,234
SERVICE													
Water / Sewer													
Water Service Orders	3	3	4	6	8	6	5	6	5	3	2	4	55
Sewer Service Orders	1	4	3	6	13	9	5	7	10	14	5	7	84
Amount Billed Water	\$90,486	\$85,240	\$87,170	\$90,511	\$102,042	\$97,847	\$103,988	\$100,247	\$90,285	\$84,941	\$92,494	\$94,165	\$1,119,415
Amount Billed Sewer	\$84,988	\$80,941	\$82,724	\$84,422	\$89,005	\$87,775	\$93,025	\$95,176	\$83,166	\$80,169	\$121,833	\$121,386	\$1,104,609
Damaged/Stuck Meters	18	17	32	19	23	5	51	24	58	47	1	1	296
Solid Waste													
Cans Delivered	3	9	11	11	23	15	11	17	12	21	10	15	158
Missed pickup	2	12	5	3	40	25	20	25	17	24	18	22	213
Damaged Cans	1	1	0	3	0	0	0	3	0	0	0	1	9
Other complaints	1	6	6	6	10	6	7	6	3	8	4	2	65
New Customers	8	26	16	14	27	24	22	35	27	21	29	23	272
Discontinued Service	2	6	5	6	4	4	5	10	4	10	5	4	65
Amount Billed	\$31,465	\$32,441	\$32,536	\$32,727	\$33,071	\$33,246	\$33,478	\$33,606	\$33,740	\$34,014	\$34,053	\$35,586	\$399,963
Gas													
Odor Complaints	4	11	7	2	5	2	2	2	10	12	9	7	73
Damaged / Stuck Meters	22	83	50	22	8	15	37	28	42	24	16	54	401
Amount Billed	\$1,138,418	\$340,322	\$228,224	\$124,380	\$119,449	\$97,024	\$115,511	\$122,487	\$150,208	\$488,094	\$628,653	\$917,094	\$4,469,864
Misc Service Orders													
Other complaints	14	14	15	1	14	7	10	4	3	7	12	8	109
Total Utility/Trash Billing	\$1,345,357	\$538,944	\$430,653	\$332,039	\$343,567	\$315,892	\$346,002	\$351,517	\$357,399	\$687,218	\$877,032	\$1,168,231	\$7,093,850

City of Munford
Public Works Monthly Report

		2022	PY											
	Jan-22	Feb-22	Mar-22	Apr-22	May-22	Jun-22	Jul-22	Aug-22	Sep-22	Oct-22	Nov-22	Dec-22	Totals	Totals
Calls	76												76	986
Water Calls/Leaks	19												19	128
Sewer Calls/Leaks	24												24	170
Gas Calls/Leaks	26												26	146
Street/Yard/Drainage Calls	3												3	93
Water Samples	10												10	13
Cut-Offs	135												135	998
Locates	177												177	5505
Unread Meters	24												24	379
Meters Repairs	63												63	667
Sewer Taps	1												1	2
Water Sets	1												1	112
Gas Sets	10												10	81
Munford	8												8	52
Atoka	1												1	20
Brighton	1												1	9
Closed Work Orders	501												501	5344
Water Pumped (millions)	32												32	331
Treated Pumped to River	39												39	420

**City of Munford
Police Department**

													2021	PY
	22-Jan	Feb-22	Mar-22	Apr-22	May-22	Jun-22	Jul-22	Aug-22	Sep-22	Oct-22	Nov-22	Dec-22	Totals	Totals
CITATIONS ISSUED	163												163	1826
COURTESY CITATIONS ISSUED	64												64	810
TRAFFIC STOPS	339												339	3375
SPEEDING	84												84	1041
SEAT BELT	0												0	25
ARREST	36												36	346
ADULT - MALE	14												14	230
ADULT - FEMALE	13												13	94
JUVENILE - MALE	6												6	13
JUVENILE - FEMALE	0												0	9
WARRANT ARREST	2												2	57
DRUG ARREST	10												10	85
ALCOHOL ARREST	4												4	28
INCIDENT REPORTS	97												97	807
OFFICER INITIATED INCIDENTS	1189												1189	13628
ACCIDENT REPORTS	11												11	166
MILES PATROLLED	12777												12777	152151
CALLS FOR SERVICE	706												706	8580



Munford Fire Department Monthly Board Report - December 2021

Incidents	Jan 2021	Feb 2021	Mar 2021	Apr 2021	May 2021	Jun 2021	July 2021	Aug 2021	Sept 2021	Oct 2021	Nov 2021	Dec 2021	Total 2022	Total 2021
Structure Fires - Munford	2												2	2
Structure Fires - County	1												1	17
Grass Fire - Munford	1												1	2
Grass Fires - County	2												2	6
Vehicle Fires - Munford	0												0	9
Vehicle Fires - County	0												0	1
Vehicle Accidents - Munford	5												5	48
Vehicle Accidents - County	0												0	18
EMS Calls - Munford	58												58	664
EMS Calls - County	1												1	46
Other Incidents - Munford	34												34	261
Other Incidents - County	5												5	65
Mutual Aid Calls	9												9	130
Burn Permits	0												0	51
Total Calls - Munford	110												110	979
Total Calls - County	9												9	153
Total Calls - Department	119												119	1132

Department Staffing	Allocated	Filled	Vacant	On Leave
Full Time Positions	13	13	0	0
Part Time Positions	1	1	0	0
Reserves	30	5	25	0
Total Department Staffing	44	19	25	0

Vehicle Fleet Status	Days out of Service	Comments
Unit #1 (Chief)		
Unit # 2 (Captain)		
Inspector # 1 (Inspector)		
Med 8		
Rescue 8		
Engine 81		
Engine 88		
Brush Truck 81		
Brush Truck 82		
Tower 81		Can be used for Rescues

	Jan-21	Feb-21	Mar-21	Apr-21	May-21	Jun-21	Jul-21	Aug-21	Sep-21	Oct-21	Nov-21	21-Dec	22-Jan	Past Year
Payment Plan														
Current	22/1950	50/4885	6/378	5/340	6/450	14/1,057.5	37/2,675	4/250	14 / \$982	25 / 1938	5 / 315	2 / 140	21 / 2010.00	
Past Due														

RENTALS														
Friday Night Skate	0	0	241		322	405	475	233	245	297	162	158	187	
Skate Parties	9	16	17	18	27	16	17	17	19	24	27	17	28	
Band Room	1	1	1	4	6	2	4	2	5	2	5	3	6	
Community Room	MMS wrestling	MMS wrestling		3	4	3	2	0	1	3	2	2	0	
Valentine Park Gazebo														6

SENIOR SERVICES														
Congregate Meals	0	0	0	0	0	0	0	12	352		330		217	
Home Delivery	130 Weekly	130 Weekly	130 Weekly	130 Weekly	130 Weekly	130 Weekly	130 Weekly	130 weekly	130 weekly	130 Weekly			123	

Vehicle Miles														
P&R-08 Chevy Ext. Cab	99,721	99,928	100,370	100,787	101,175	101,564	101,755	102,165	102,510	102,915	103,204	103,392	103,545	
P&R-15 Chevy 4Door	36,901	37,353	37,950	38,612	39,561	40,027	41,047	42,147	42,599	43,947	44,578	45,238	45,875	
CP-05 Chevy Single Cab	139,325	139,470	140,129	140,322	140,847	140,104	141,138	141,422	141,635	142,025	142,275	142,475	142,647	
P&R-08 Chevy Ext. Cab	107,222	107,534	107,745	108,021	108,446	108,575	108,795	109,234	109,423	109,954	110,406	110,489	111,255	
P&R-01' Expedition	171,641	171,786	171,891	171,982	172,143	172,217	172,623	172,813	172,876	172,903	172,946	173,142	173,243	

Equipment Hours														
Jacobsen Truckster	370	371	379	386	403	412	418	427	435	448	456	457	460	
ToroInfield Drag	1,502	1,510	1,533	1,558	1,579	1,582	1,589	1,605	1,625	1,646	1,654	1,658	1,658	
2014-61" Snapper	918	923	937	950	985	1,003	1,010	1,015	1,017	1,017	1,017	1,017	1,017	
2015-72" Snapper	577		597	607	612	620	658	784	784	784	784	784	784	
2015-61" Snapper-CP	749	752	771	784	806	823	829	839	846	856	856	856	859	
2012-72" Xmark	1,546	1,546	1,546	1,558	1,558	1,558	1,558	1,558	1,558	1,558	1,558	1,558	1,558	
Bad Boy	1028	1,028	1,028	1,028	1,056	1,065	1,065	1,065	1,065	1,065	1,065	1,065	1,065	
Dixie Chopper	606	606	606	609	611	611	611	612	614	614	614	614	614	
JD4700 Tractor	3,830	3,839	3,840	3,840	3,841	3,842	3,842	3,843	3,845	3,847	3,851	3,851	3,851	
2021 Snapper61"						17	49	111	131	153	156	156	156	
Polaris SXS						603	653	660	672	679	679	679	680	

Sports Registration														
Basketball	507	507							198	367	367	367	367	
Cheerleading	0	0							52	56	56	56	56	
Flag Football		90	90	90										
Soccer		201	201	201			219		232					
Baseball		357	357	357			348		348					

	PERMIT NO	DATE	LOCATION	R-C	NAME	TYPE OF PROJECT	SQUARE FOOTAGE	PROJECT VALUE	PERMIT FEE	
1	1399	01/10/22	356 DAVID REED	R	JONATHAN THREAT	ACC. BLDG	N/A	\$15,000.00		\$100.00
2	1400	01/12/22	14 ENTER ST.	C	KELLY KESLER	ACC. BLDG	80	\$500.00	\$100.00	
3	1401	01/12/22	436 COLONIAL HEIGHTS	C	BECKY MCDIVITT	ADDITION	240	\$5,000.00	\$100.00	
4	1402	01/14/22	159 RIDGECREST	C	ZACH LYLES	ACC. BLDG	400	\$3,000.00	\$100.00	
5	1403	01/19/22	394 COLONIAL HEIGHTS	C	WILLIE WRIGHT	ACC. BLDG	160	\$3,315.00	\$100.00	
6	1404	01/27/22	LOT #1 WALNUT RD	R	JACOB CHILDRES	NEW S.F. DWELLING	1,868	\$131,000.00		\$354.00
7	1405	01/27/22	1004 PLANTATION	R	SHANE ALLISSION	ADDITION	864	\$20,000.00		\$100.00
8										
9										
10										
11										
12										
13										
14										
15										
16										
17										
18										
19										
20										
21										
									\$400.00	\$554.00

Total **\$177,815.00** **\$954.00**

C - CITY LIMITS
R - REGION

Complaints	14	Building Permits	7
Inspections	49	Sign permits	
Certificate Of Occupancy	6	Use & Occupancy Permits	
PREFORMANCE BOND	WALKERS MEADOW	CENTRAL PARK	2018

[Signature]
Building Inspector



Munford-Tipton County Memorial Library

1476 Munford Avenue

Munford, TN 38058

(901) 837-2665

www.munford.com



January 2022 Library Report

Overview:

- The library has sold **\$116.50** in books with the ongoing book sale.
 - The library has collected **\$59.20** in library fines, overdue fees, and lost items.
 - The monthly collection for copies and faxing was **\$305.85**.
 - The library earned **\$120.00** in donations. \$10.00 was in memory of Shelby Scallions, \$100 was from Wayne and Lauren Bouler, and the rest was in-kind from various patrons.
 - The Library had **218** people use our computers and **153** requiring computer help. In addition we had **225** use the Wi-Fi. The library had **599** reference questions asked and answered.
 - Library staff provided **7** one-on-one technology device sessions lasting more than 10 minutes.
 - The Library has gained **32** new users, with **2,002** materials checked out (including books, movies, audio, R.E.A.D.S circulation, etc.). We have a total of **4,558** patrons.
 - Through Interlibrary Loan **36** books were loaned out, and **34** were borrowed.
-
- ❖ Tennessee R.E.A.D.S. had **957** books checked out.
 - ❖ Lindsey was used as a Notary Public 9 times.
 - ❖ The Library had **7** volunteers.
 - ❖ The adult book club met, there were **3** people in attendance
 - ❖ Through in-person and passive programming we had 42 programs with 49 attendees.
 - LEGO Club met twice with 8 in attendance.
 - Passive Programs included: Color Your Own Bookmark, Warm Up with a Book, Let's Cook, Book Spotlight, The Best Books of 2021, Staff Recommendations, and Blind Date with a Book.
 - Eat Smart & Move More classes were held at the Library. This is done through TSU and Tipton County Extensions Program. The Class has had 13 attendees with one class left in February.
 - ❖ We continue to offer curbside services to patrons. 8 patrons were assisted curbside.
 - ❖ 1 hotspot was circulated in the month of January.
 - ❖ We continue to do virtual Story Times. We posted one video with 92 views.
 - ❖ We continued take-home crafts and there were 30 crafts given out.

Munford-Tipton County

Monthly Report

January 2022

PHYSICAL COLLECTION											LOCAL ELECTRONIC COLLECTION (Advantage, etc.)		Current Balance
Material Type		Beginning	Added	Deleted	Balance		Beginning	Added	Deleted	Balance			
Print Materials	Locally Owned	7,119	166	97	7,188	Regionally Owned	10,369	58	112	10,315	Locally Owned	E-books	0
Audio Materials		394	0	0	394		1,627	0	0	1,627		Audio Downloadable	0
Video Materials		449	0	0	449		564	1	0	565		Video Downloadable	0
Other Materials		0	0	0	0		0	0	0	0		TOTAL	0
TOTAL		7,962	166	97	8,031		12,560	59	112	12,507		TOTAL PHYSICAL COLLECTION	20,538

Electronic Circulation-READS includes Advantage & other local e collections	Physical Circulation Book & Non-Book	CIRCULATION TOTALS - Auto Fill (all formats - Physical & Electronic)			
Adult **	877	Adult	611	Adult (includes number from libguides **4.4)	1,488
Children **	80	Children	434	Children (includes number from libguides **4.5)	514
Total	957		1,045	Total for All Circulation	2,002

Unique Users 132

Title VI Survey Information		Library Services		In-Person Programs Offered			
White	20	Library Visits	850		Adult	Young Adult	Children
Black	0	Reference Transactions	599	Inside the Library	11	0	7
American Indian-Alaska Native	0	Computer Users	218	Outside the Library	0	0	0
Hispanic or Latino of any race	0	Wireless Sessions	225	Total	11	0	7
Native Hawaiian/Pacific Islander	0	Website Visits	0	In-Person Programs Attendance			
Asian	0				Adult	Young Adult	Children
Other	0	Hotspots/MiFi	4	Inside the Library	31	0	42
Two or more races	1	Local Database Usage	0	Outside the Library	0	0	0
Total	21	Tech Training/help	0	Total	31	0	42

Borrowers	Current Balance
Adult Borrowers >14 yrs old	3,504
Children Borrowers <14 yrs old	1,054
Total Borrowers	4,558

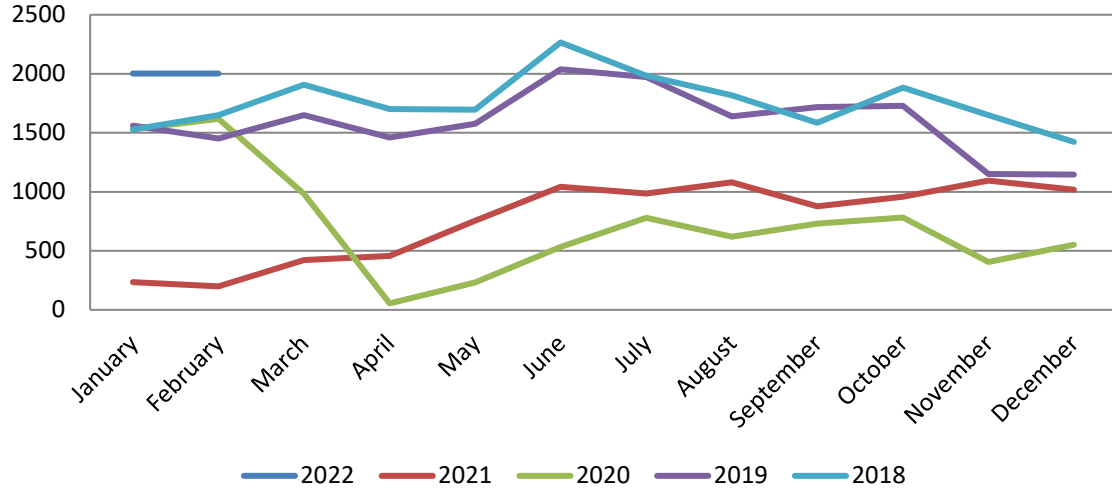
Live Virtual Programming	
Live Virtual Programs	0
Views of Live Virtual Programs	0
On-Demand Views	0

Recorded Programming	
Recorded Programs	1
Views of Recorded Programs	92

Resource Sharing	
ILL - Borrowed	34
ILL - Loaned	36

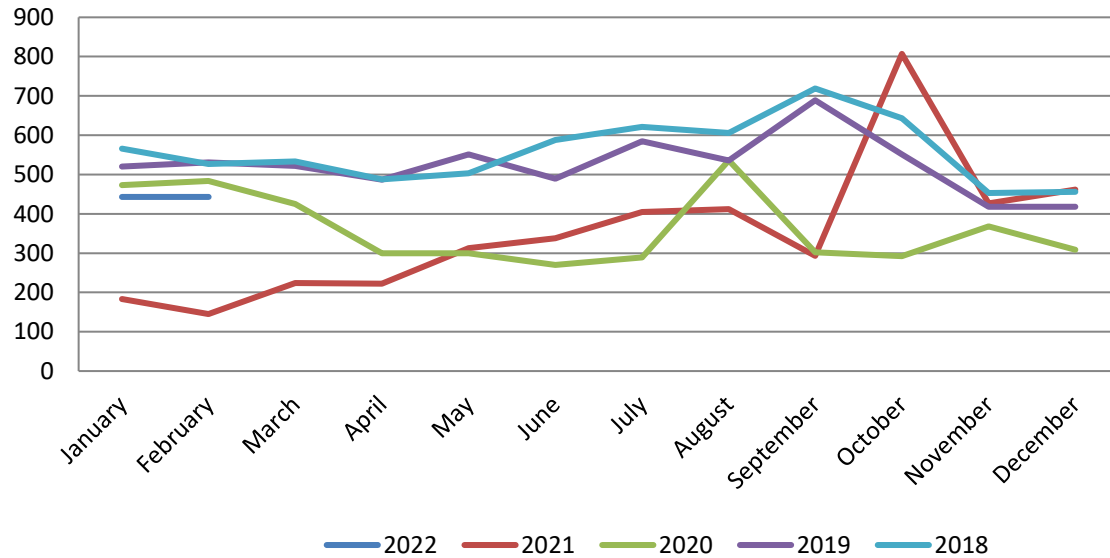
TOTAL PROGRAMS	19
TOTAL PROGRAM ATTENDANCE	165

Circulation Growth 2018-2022



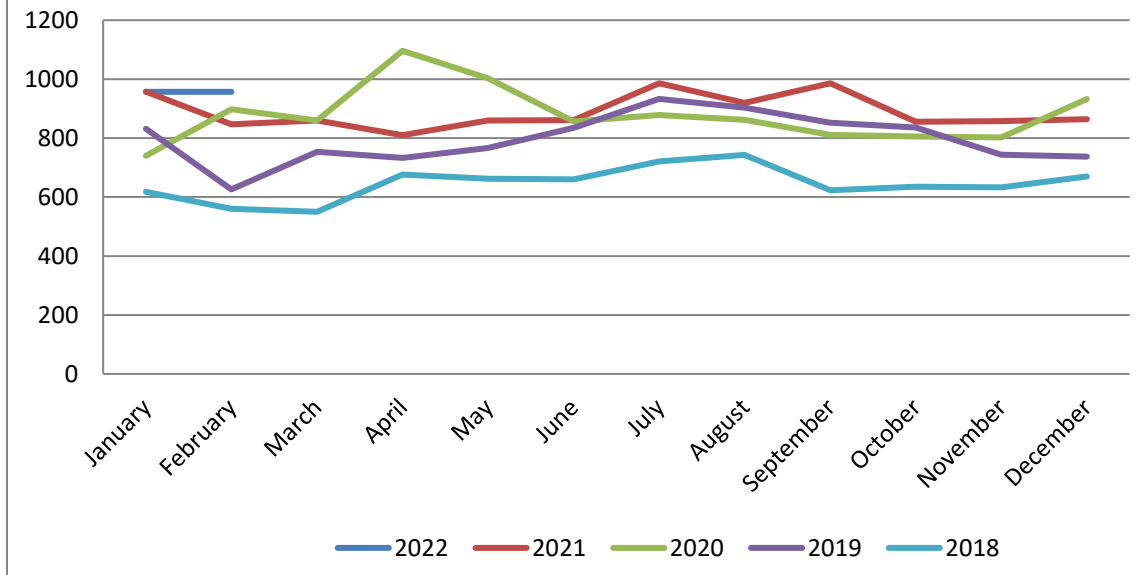
* As of 1/31/2022

Computer Usage 2018-2022



* As of 1/31/2022

Tennessee R.E.A.D.S Circulation



*** As of 1/31/2022**

ORDINANCE: 2022-02-01

**AN ORDINANCE OF THE CITY OF MUNFORD, TENNESSEE
AMENDING THE ANNUAL OPERATING BUDGET FOR THE FISCAL YEAR BEGINNING JULY 1, 2021
AND ENDING JUNE 30, 2022**

WHEREAS, the City of Munford adopted the fiscal year 2021-2022 budget by passage of Ordinance: 2021-04-01; and

WHEREAS, *Tennessee State Constitution* Section 24 of Article 11, states no public monies shall be expended except pursuant to appropriations made by law; and

WHEREAS, the City of Munford's General Operating Fund has experienced increased tax revenues as well as increased grant funds, this combination increases revenues in total of \$378,911. Expenses have also increased by \$273,294 to include expenses related to pay and overtime pay for Public Safety, Worker's Compensation increases, paving additions, and purchase of vehicle for fire and roller for streets. The net result is additional surplus of \$105,617.

WHEREAS, the revenues for the General Fund will be higher and expenses for the same will be higher than anticipated; now

THEREFORE, BE IT ORDAINED BY THE BOARD OF MAYOR AND ALDERMEN OF THE CITY OF MUNFORD, TENNESSEE THAT CHANGES BE MADE TO THE FISCAL YEAR 2021-2022 BUDGET AS FOLLOWS:

SECTION 1. ORDINANCE: 2021-04-01 is hereby amended by increasing General Fund revenues by \$378,911 and increasing General Fund expenses by \$273,294.

SECTION 2. The Board of Mayor and Aldermen of the City of Munford authorize the City Recorder to make said changes in the accounting system.

THIS ORDINANCE SHALL TAKE EFFECT IMMEDIATELY UPON FINAL PASSAGE, THE WELFARE OF THE CITY REQUIRING IT.

Passed First Reading

Mayor Dwayne Cole

Passed Second Reading

City Recorder

**City of Munford
2021-2022 Operating Budget
General Fund - Revenues**

Department	Fund	1st		Change	Comment
		Original Budget	Amended Budget		
Taxes	31000	\$2,923,000	\$3,177,886	\$254,886	inc local and local option sales tx
License & Permits	32000	\$49,450	\$41,100	(\$8,350)	
Intergovernmental	33000	\$895,248	\$1,006,052	\$110,804	inc sales tax, STP receipts
Charges for Services	34000	\$430,650	\$413,693	(\$16,957)	sports registrations down
Fines & Forfeitures	35000	\$132,100	\$144,500	\$12,400	increased court revenue
Miscellaneous	36900-37900	\$4,500	\$30,628	\$26,128	ins recoveries, sales of assets
Total		\$4,434,948	\$4,813,859	\$378,911	

**City of Munford
2021-2022 Operating Budget
General Fund - Expenses**

Department	Fund	1st			Comment
		Original Budget	Amended Budget	Change	
Legislative	41110	\$38,707	\$44,311	\$5,604	state irs fees in relation to court revenue
Finance & Administration	41500	\$58,336	\$80,094	\$21,758	reduction in trash allocation, city hall reno
Code Enforcement	41700	\$52,729	\$50,911	(\$1,818)	
Police Department	42100	\$1,597,959	\$1,662,929	\$64,970	OT, fuel workers comp increase
Fire Department	42200	\$1,252,184	\$1,320,446	\$68,262	salaries, OT, workers comp, generator repair
Street Department	43100	\$141,840	\$268,591	\$126,751	\$110k for paving added, street roller purchase
Parks & Recreation	44000	\$886,333	\$863,874	(\$22,459)	
Library	44800	\$112,915	\$117,653	\$4,738	new grant expenses
Community Development	46500	\$37,009	\$42,955	\$5,946	Veteran house AC addition/termite trtmt
Debt Service		\$239,593	\$239,135	(\$458)	
		<u>\$4,417,605</u>	<u>\$4,690,899</u>	<u>\$273,294</u>	

ORDINANCE: 2022-02-02

**AN ORDINANCE OF THE CITY OF MUNFORD, TENNESSEE
AMENDING THE ANNUAL STATE STREET AID FUND BUDGET FOR THE FISCAL YEAR BEGINNING
JULY 1, 2021 AND ENDING JUNE 30, 2022**

WHEREAS, the City of Munford adopted the fiscal year 2021-2022 budget by passage of Ordinance: 2021-04-01; and

WHEREAS, *Tennessee State Constitution* Section 24 of Article 11, states no public monies shall be expended except pursuant to appropriations made by law; and

WHEREAS, the City of Munford's State Street Aid Fund has experienced a decrease in some state shared tax revenues as well as increase in other revenue due to loan refunding, this combination increases revenues in total of \$1,721. Expenses have decreased by \$10,325 to include a combination of lower expenses related to paving, and bank fees due to loan refunding. The net result is a positive increase of \$12,046.

WHEREAS, the revenues for the State Street Aid Fund will be higher and expenses for the same will be lower than anticipated; now

THEREFORE, BE IT ORDAINED BY THE BOARD OF MAYOR AND ALDERMEN OF THE CITY OF MUNFORD, TENNESSEE THAT CHANGES BE MADE TO THE FISCAL YEAR 2021-2022 BUDGET AS FOLLOWS:

SECTION 1. ORDINANCE: 2021-04-01 is hereby amended by increasing State Street Aid Fund revenues by \$1,721 and decreasing State Street Aid expenses by \$10,325.

SECTION 2. The Board of Mayor and Aldermen of the City of Munford authorize the City Recorder to make said changes in the accounting system.

THIS ORDINANCE SHALL TAKE EFFECT IMMEDIATELY UPON FINAL PASSAGE, THE WELFARE OF THE CITY REQUIRING IT.

Passed First Reading

Mayor Dwayne Cole

Passed Second Reading

City Recorder

**City of Munford
2021-2022 Operating Budget
State Street Aid Fund - Revenues**

Department	Fund	1st			Comment
		Original Budget	Amended Budget	Change	
Taxes	33000	\$223,000	\$223,000	\$0	
Other Financing Sources	36900	\$2,500	\$4,221	\$1,721	interest
Total		<u>\$225,500</u>	<u>\$227,221</u>	<u>\$1,721</u>	

**City of Munford
2021-2022 Operating Budget
State Street - Expenses**

		1st			
Department	Fund	Original Budget	Amended Budget	Change	Comment
Street Lighting	51610	\$25,000	\$25,000	\$0	
Repairs	51610	\$0	\$2,121	\$2,121	engineering cost
Paving	41700	\$250,000	\$230,000	(\$20,000)	paving dec
Debt Service	42100	\$57,173	\$64,727	\$7,554	loan refunding cost
		<u>\$332,173</u>	<u>\$321,848</u>	<u>(\$10,325)</u>	

ORDINANCE: 2022-02-03

**AN ORDINANCE OF THE CITY OF MUNFORD, TENNESSEE
AMENDING THE ANNUAL DRUG FUND BUDGET FOR THE FISCAL YEAR BEGINNING JULY 1,
2021 AND ENDING JUNE 30, 2022**

WHEREAS, the City of Munford adopted the fiscal year 2021-2022 budget by passage of Ordinance: 2021-04-01; and

WHEREAS, *Tennessee State Constitution* Section 24 of Article 11, states no public monies shall be expended except pursuant to appropriations made by law; and

WHEREAS, the City of Munford's Drug Fund has increased revenue in the 2021-2022 due to a higher number of seized forfeitures, court and miscellaneous revenues; and has increased expenses due to the purchase of electronic speed warning signs; and

WHEREAS, the revenues for the Drug fund will be the higher and expenses for the same will be higher than anticipated; the net result will be a surplus addition of \$5,822.

THEREFORE, BE IT ORDAINED BY THE BOARD OF MAYOR AND ALDERMEN OF THE CITY OF MUNFORD, TENNESSEE THAT CHANGES BE MADE TO THE FISCAL YEAR 2021-2022 BUDGET AS FOLLOWS:

SECTION 1. ORDINANCE: 2021-04-01 is hereby amended by increasing Drug Fund revenues by \$10,498 and increasing expenses by \$4,676.

SECTION 2. The Board of Mayor and Aldermen of the City of Munford authorize the City Recorder to make said changes in the accounting system.

THIS ORDINANCE SHALL TAKE EFFECT IMMEDIATELY UPON FINAL PASSAGE, THE WELFARE OF THE CITY REQUIRING IT.

Passed First Reading

Mayor Dwayne Cole

Passed Second Reading

City Recorder

**City of Munford
2021-2022 Operating Budget
Drug Fund - Revenues**

Department	Fund	Original Budget	Amended Budget	Change	Comment
			1st		
Court Revenues	35100	\$1,000	\$2,200	\$1,200	increased court fees
Forfeitures-Misc Rev	35200	\$2,000	\$11,298		
Other-Interest	36100	\$80	\$80	\$0	
Total		\$3,080	\$13,578	\$1,200	

**City of Munford
2021-2022 Operating Budget
Drug Fund - Expenses**

Department	Fund	Original Budget	Amended Budget	Change	Comment
Drug Dog-Vet/Supplies	42100	\$1,550	\$1,200	(\$350)	increased court fees
Memberships/Repairs	42100	\$300	\$0		
Operating/Cap Outlay	42100	\$5,000	\$10,326	\$5,326	elec speeding signs/outfitting vehicle
Total		<u>\$6,850</u>	<u>\$11,526</u>	<u>\$4,976</u>	

ORDINANCE: 2022-02-04

**AN ORDINANCE OF THE CITY OF MUNFORD, TENNESSEE
AMENDING THE ANNUAL SOLID WASTE FUND BUDGET FOR THE FISCAL YEAR BEGINNING
JULY 1, 2021 AND ENDING JUNE 30, 2022**

WHEREAS, the City of Munford adopted the fiscal year 2021-2022 budget by passage of Ordinance: 2021-04-01; and

WHEREAS, *Tennessee State Constitution* Section 24 of Article 11, states no public monies shall be expended except pursuant to appropriations made by law; and

WHEREAS, the City of Munford's Solid Waste Fund has increased expenses by \$14,613 in the 2021-2022 due to vendor cost increase, offset by reduction in the allocation percentage to the General Fund; and

WHEREAS, the revenues for the Solid Waste fund will be the same and expenses for the same will be higher than anticipated; The net result is a loss of \$14,613.

THEREFORE, BE IT ORDAINED BY THE BOARD OF MAYOR AND ALDERMEN OF THE CITY OF MUNFORD, TENNESSEE THAT CHANGES BE MADE TO THE FISCAL YEAR 2021-2022 BUDGET AS FOLLOWS:

SECTION 1. ORDINANCE: 2021-04-01 is hereby amended by increasing Solid Waste Fund expenses by \$14,613.

SECTION 2. The Board of Mayor and Aldermen of the City of Munford authorize the City Recorder to make said changes in the accounting system.

THIS ORDINANCE SHALL TAKE EFFECT IMMEDIATELY UPON FINAL PASSAGE, THE WELFARE OF THE CITY REQUIRING IT.

Passed First Reading

Mayor Dwayne Cole

Passed Second Reading

City Recorder

**City of Munford
2021-2022 Operating Budget
Solid Waste Fund - Expenses**

Department	Fund	1st			Comment
		Original Budget	Amended Budget	Change	
Vendor Services	43230	\$239,760	\$254,000	\$14,240	
Repairs/Supplies	43230	\$0	\$0	\$0	
Allocation to Gen Fund	43230	\$175,276	\$175,649	\$373	reduction in Allocation to Gen Fund
Total		\$415,036	\$429,649	\$14,613	

RESOLUTION: 2022-02-01

A RESOLUTION TO SUPPORT RESTORING THE HISTORIC REVENUE SHARING RELATIONSHIP BETWEEN THE STATE OF TENNESSEE AND ITS LOCAL GOVERNMENTS AND TO RETURN THE LOCAL SHARE OF THE SINGLE ARTICLE CAP TO LOCAL GOVERNMENTS

WHEREAS Tennessee's municipal communities are the economic engine of the state and today 92% of the state's total sales tax collections are generated within municipal boundaries; and,

WHEREAS such economic growth is intentional and when it occurs, it is financed largely through city taxes for police, fire, streets, water and sewer, schools, parks, libraries, and other amenities that attract and retain businesses and make Tennessee's communities desirable places for people to raise a family, start a business, and visit; and,

WHEREAS, in 1947, the state began sharing 4.6% of each year's total state sales tax collections with cities for the purposes of recognizing the collective contribution of cities as the state's economic engine; thereby acknowledging that city residents incur a local tax burden that is directly attributable to financing, developing, and maintaining an economic environment that continues to generate a healthy portion of the sales tax revenue accruing to the state; and,

WHEREAS, when confronting serious fiscal challenges in 2002, the state of Tennessee increased the state sales tax rate from 6% to 7%; and,

WHEREAS the state chose not to share a portion of the sales tax revenues generated by the increase from 6% to 7% with Tennessee municipalities; and,

WHEREAS, as a result of this change the state broke a 55-year relationship of sharing 4.6% of all sales tax revenue designated for the state's general fund with municipalities; and,

WHEREAS, at the same time in 2002, the state also doubled from \$1,600 to \$3,200 the amount of the purchase price any single item that is subject to a combined state and local option sales tax of 9.75%; and

WHEREAS, in addition to the single article cap increase from \$1,600 to \$3,200, the state also captured and continues to capture 100% of the state's 7% levy as well as the 2.75% portion of the sales tax levy that is customarily reserved for local government on the added sale of items with a purchase price above \$1,600; and

WHEREAS, in the 20 years since these provisions took effect, these two changes have combined to result in the state realizing nearly \$2 billion in additional sales tax collections -- \$2 billion that would have benefitted local taxpayers had the historic revenue sharing relationship and single article cap not been altered in 2002; and,

WHEREAS, in the 20 years since these provisions took effect, Tennessee's state leaders have managed the budget with great care and a strong fiscally conservative approach to create a dynamic and growing economy with eight consecutive years of surplus revenues; and,

WHEREAS, in the 20 years since these provisions took effect, the State of Tennessee's sustained economic and fiscal performance have erased the conditions which led to these austerity measures in 2002; and,

WHEREAS there is expected to be a surplus of recurring revenues produced by the economic engines of our state and managed by its leaders; and,

WHEREAS, as a result of the accolades bestowed upon the state for its economic success, its fiscally conservative policies and strong leadership, the state has garnered an enviable reputation as the state in which to live, work and play; and,

WHEREAS, a consequence of this reputation has led to continued and substantial economic growth and an increase and realignment of the state's population, thereby increasing the fiscal pressures on municipal governments to meet demands to expand and maintain infrastructure, to deliver essential services, to provide the amenities that allow for continued quality of life for Tennessee's citizens, and to promote an economic environment that allows Tennessee's businesses and communities to prosper; and,

WHEREAS these fiscal pressures create the need for recurring dollars to keep pace with this demand and to counteract the effects of inflation; and,

WHEREAS, correcting the provisions which took effect in 2002 will help to offset these fiscal pressures and to provide relief to local taxpayers shouldering the burden of meeting this demand which is associated with generating the sales tax revenues accruing to the state.

NOW THEREFORE BE IT RESOLVED by the Board of Mayor and Aldermen of the City of Munford on behalf of its residents, formally supports the restoration of the historic revenue sharing relationship of recurring state shared sales taxes in order for cities to receive once again 4.6% of all state general fund sales tax revenue. The Board of Mayor and Aldermen of the City of Munford also formally supports the state allowing local governments to receive the local share of sales tax revenues realized by increasing the single article cap in 2002 to collect on items with a purchase price between \$1,600 and \$3,200.

READ and ADOPTED this the _____ day of _____, 2022.

Mayor Dwayne Cole

Sherry Yelvington, City Recorder

RESOLUTION: 2022-02-02

A RESOLUTION TO CHANGE THE CHARTER OF THE CITY OF MUNFORD TO DEFINE ELECTED OFFICIALS' TERMS OF SERVICE

AN ACT to amend Chapter 75 of the Private Acts of 2005; as amended by Chapter 112 of the Private Acts of 2006; Chapter 67 of the Private Acts of 2016; and any other acts amendatory thereto, relative to the charter of the city of Munford.

BE IT ENACTED BY THE GENERAL ASSEMBLY OF THE STATE OF TENNESSEE:

SECTION 1. Chapter 75 of the Private Acts of 2005; as amended by Chapter 112 of the Private Acts of 2006; Chapter 67 of the Private Acts of 2016; and any other acts amendatory thereto, is amended by deleting Section 6 and substituting instead the following:

SECTION 6. The city of Munford shall be governed by a board to consist of a mayor and six (6) aldermen. The board is empowered to pass all ordinances necessary for the government of the city, and to have charge of the government, and to do and perform all acts necessary and proper for the government of the city not otherwise provided for by this act.

The board shall be elected by the qualified voters as provided herein at an election to be held at the regular November election. As established pursuant to a prior private act the six (6) aldermen shall serve staggered, four-year terms and the mayor shall serve a four-year term.

The three aldermen elected in November 2022 shall serve a four-year term ending at the first regular meeting following the 2022 election and certification of election. The three aldermen and the mayor elected in November 2024 shall serve a four-year term ending at the first regular meeting following the 2024 election and certification of election. Thereafter all successful candidates for mayor and aldermen shall begin their term of office at the first regular meeting after the election and certification of election and shall continue to hold their respective offices until their successors are elected and certified.

All elections of the city of Munford shall be held by the Tipton County election commission, under the general laws of the state of Tennessee governing elections, or by such officer or officers and in such manner as the laws of the state may prescribe.

If there is a tie vote between the two (2) or more persons having the highest number of votes for an office, the board of mayor and aldermen shall cast the deciding vote, or, in the alternative, the board of mayor and aldermen may, by resolution, call for a run-off election between the tied candidates.

The mayor, subject to the approval of the board, shall employ a recorder who may also be employed as finance director or treasurer or both for the city. The

recorder employed under the provisions of this act shall serve at the pleasure of the board of mayor and aldermen.

The board shall elect an alderman to the office of vice mayor at the first regular meeting after each municipal election has been certified, who shall serve as mayor when the mayor is absent or unable to discharge the duties of the mayor's office, and, in the case of a vacancy in the office of mayor, until the next regular municipal election.

SECTION 2. This act shall have no effect unless it is approved by a two-thirds (2/3) vote of the legislative body of the city of Munford. Its approval or non-approval shall be proclaimed by the presiding officer of the legislative body and certified to the secretary of state.

SECTION 3. For the purpose of approving or rejecting the provisions of this act, it shall be effective upon becoming a law, the public welfare requiring it. For all other purposes, it shall become effective as provided in Section 2.

READ and ADOPTED this the _____ day of _____, 2022.

Mayor Dwayne Cole

Sherry Yelvington, City Recorder



CHECKS OVER \$10,000

January 2022

<u>PAYABLE TO</u>	<u>CHECK #</u>	<u>AMOUNT</u>	<u>DESCRIPTION</u>
Jack Tyler Engineering, Inc.	18934	\$ 14,199.35	5 Step Sewer Vault Systems
Mastercard	18845	\$ 10,360.16	Cheerleading Uniforms is over \$5,000 of this
Sensus	18868	\$ 38,294.44	Annual Fee
Southwest TN Electric	18874	\$ 25,292.32	Electrical Services (November-December)
	18962	<u>5,671.51</u>	Electrical Services (November-December)
	Total Southwest Elect	\$ 30,963.83	
Tipton County 9-1-1 Board	18878	\$ 11,623.36	3 rd Quarter
TN Energy Acquisition Corp	18883	\$ 375,241.36	Natural Gas Purchase/Transport
Waste Pro	18892	\$ 21,159.61	Solid Waste
Wilson County Motors LLC	18896	\$ 65,112.49	Dump Truck
	Total	\$ 566,954.60	

City of Munford
Balance Sheet Summary
For the Period Ended January 31, 2022

ASSETS	Cash	Accounts Rec, net of bad debt allowance	Due From Other Funds	Inventories Other Assets	Capital Assets net of depreciation	Total Assets
General Fund	\$1,792,335	\$476,904	\$50,756	\$0	\$0	\$2,319,995
ARPA Funds	\$906,421	\$0	\$0	\$0	\$0	\$906,421
State Street Aid Fund	\$451,012	\$0	\$0	\$0	\$0	\$451,012
Drug Fund	\$22,534	\$0	\$0	\$0	\$0	\$22,534
Solid Waste Fund	\$58,007	\$70,255	\$0	\$0	\$0	\$128,262
Water-Sewer Fund	\$769,600	\$373,420	\$2,389	\$0	\$8,683,909	\$9,829,319
Gas Fund	\$6,885,457	\$1,220,287	\$0	\$109,880	\$5,412,814	\$13,628,439
	\$10,885,367	\$2,140,867	\$53,145	\$109,880	\$14,096,723	\$27,285,982

LIABILITIES	Accounts Payable	Customer Deposits	Due to Other Funds	Outstanding Debt	Total Liabilities
General Fund	\$47,811	\$1,200	\$2,389	\$0	\$51,400
ARPA Funds	\$0	\$0	\$0	\$0	\$0
State Street Aid Fund	\$2,192	\$0	\$0	\$0	\$2,192
Drug Fund	\$3,685	\$0	\$0	\$0	\$3,685
Solid Waste Fund	\$32,532	\$0	\$10,679	\$0	\$43,211
Water-Sewer Fund	\$39,646	\$112,822	\$17,647	\$2,457,193	\$2,627,308
Gas Fund	\$475,134	\$68,037	\$22,430	\$1,343,448	\$1,909,048
	\$601,000	\$182,058	\$53,145	\$0	\$3,800,640

FUND BALANCE OR EQUITY	Beginning Fund Balance	Revenues over Expenses: Surplus	Revenues over Expenses: Loss	Ending Fund Balance
General Fund	\$1,813,702	\$454,893		\$2,268,596
ARPA Funds	\$0	\$906,421		\$906,421
State Street Aid Fund	\$477,627		(\$28,806)	\$448,821
Drug Fund	\$19,639		(\$789)	\$18,850
Solid Waste Fund	\$77,905	\$7,146		\$85,051
Water-Sewer Fund	\$6,941,326	\$260,685		\$7,202,011
Gas Fund	\$11,893,039		(\$173,649)	\$11,719,390
	\$21,223,238	\$1,629,145	(\$203,244)	\$22,649,140

Fund Analysis	Total Assets	Total Liabilities	Beginning Fund Balance or Equity	Increase from FY 2021 Activity	Decrease from FY 2021 Activity	Ending Fund Balance or Equity
Government Funds	3,699,963	57,277	2,310,968	1,361,314	(29,595)	3,642,688
Enterprise Funds	23,586,019	4,579,567	18,912,270	267,831	(173,649)	19,006,452
	27,285,982	4,636,843	21,223,238	1,629,145	(203,244)	22,649,140

General Fund Budget Update

**General Fund
Budget Update
01-31-2022**

			58.33%
	BUDGET	ACTUAL	% MET
REVENUES			
LOCAL TAXES	2,923,000.00	2,157,517.00	73.81%
LICENSES & PERMITS	49,450.00	23,148.00	46.81%
INTERGOVERNMENTAL	895,248.00	540,569.00	60.38%
CHARGES FOR SERVICE			
<i>POLICE SERVICES</i>	<i>2,500.00</i>	<i>2,020.00</i>	80.80%
<i>FIRE PROTECTION</i>	<i>2,450.00</i>	<i>2,543.00</i>	103.80%
<i>FEES & COMMISIONS</i>	<i>9,000.00</i>	<i>2,033.00</i>	22.59%
<i>P&R - PROGRAMS</i>	<i>136,500.00</i>	<i>75,404.00</i>	55.24%
<i>P&R - CONCESSIONS</i>	<i>12,000.00</i>	<i>6,719.00</i>	55.99%
<i>P&R - CENTENNIAL</i>	<i>121,000.00</i>	<i>68,415.00</i>	56.54%
<i>RENTAL FEES</i>	<i>138,625.00</i>	<i>76,559.00</i>	55.23%
<i>LIBRARY SERVICES</i>	<i>2,950.00</i>	<i>4,302.00</i>	145.83%
<i>COMMUNITY DEV</i>	<i>5,625.00</i>	<i>0.00</i>	0.00%
	<u>430,650.00</u>	<u>237,995.00</u>	<u>55.26%</u>
FINES & FORFEITURES	132,100.00	94,124.00	71.25%
OTHER REVENUES	4,500.00	28,784.00	639.64%
TOTAL REVENUES	4,434,948.00	3,082,137.00	69.50%
EXPENSES			
GENERAL GOVERNMENT			
<i>LEGISLATIVE</i>	<i>25,247.00</i>	<i>15,623.00</i>	61.88%
<i>JUDICIAL</i>	<i>13,460.00</i>	<i>9,493.00</i>	70.53%
	<u>38,707.00</u>	<u>25,116.00</u>	<u>64.89%</u>
FINANCE & ADMINISTRATION	58,336.00	34,952.00	59.91%
CODE ENFORCEMENT	52,729.00	28,074.00	53.24%
PUBLIC SAFETY			
<i>POLICE</i>	<i>1,597,959.00</i>	<i>1,015,972.00</i>	63.58%
<i>FIRE</i>	<i>1,252,184.00</i>	<i>844,611.00</i>	67.45%
	<u>2,850,143.00</u>	<u>1,860,583.00</u>	<u>65.28%</u>
STREETS			
STREETS	141,840.00	98,955.00	69.77%
PARKS & RECREATION			
<i>P & R ADMIN</i>	<i>377,926.00</i>	<i>212,086.00</i>	56.12%
<i>P & R PROGRAMS</i>	<i>75,350.00</i>	<i>32,026.00</i>	42.50%
<i>CENTENNIAL</i>	<i>324,757.00</i>	<i>153,540.00</i>	47.28%
<i>PARKS</i>	<i>69,050.00</i>	<i>41,467.00</i>	60.05%
<i>TIPTON PLAZA</i>	<i>39,250.00</i>	<i>19,226.00</i>	48.98%
	<u>886,333.00</u>	<u>458,345.00</u>	<u>51.71%</u>
LIBRARY	112,915.00	63,653.00	56.37%
COMMUNITY DEVELOPMENT	37,009.00	21,815.00	58.95%
DEBT SERVICE	239,593.00	45,641.00	19.05%
TOTAL EXPENSES	4,417,605.00	2,637,134.00	59.70%
RESERVE	0.00	0.00	
Net Surplus/(loss)	17,343.00	445,003.00	
American Rescue Act Funds		906,311.00	
		<u>1,351,314.00</u>	

Budget Update **01/2022**
State Street Aid

Percentage of Budget Yr Complete 58.33%

	BUDGET	ACTUAL	% MET
REVENUES			
STATE - GAS & MOTOR FUEL TAX	120,000	48,409	40.34%
STATE - \$0.03 GASOLINE TAX	34,000	14,120	41.53%
STATE - 1989 GASOLINE TAX INCREASE	20,000	7,620	38.10%
STATE - GAS 2017 TAX	49,000	24,308	49.61%
STATEST - INTEREST EARNINGS	2,500	1,218	48.72%
STATEST - OTHER FINANCING SOURCES	0	2,121	0.00%
TOTAL REVENUES	225,500	97,796	43.37%
EXPENSES			
STATE ST - ELECTRIC	25,000	13,672	54.69%
STATE ST - PROFESSIONAL SERVICES	0	2,121	0.00%
STATE ST - REP/MT STORM DRAINS	0	0	0.00%
STATE ST - MAJOR PROJECT - PAVING	250,000	84,873	0.00%
STATE ST - GRAVEL & SAND	0	0	0.00%
STATE ST - ASPHALT & FILTER	0	0	0.00%
STATE ST - CONCRETE	0	0	0.00%
STATE ST - DEBT TML#5	26,988	0	0.00%
STATE ST - INTEREST TML#5	30,185	25,936	85.92%
STATE ST - CAPITAL OUTLAY	0	0	0.00%
TOTAL EXPENSES	332,173	126,602	38.11%
Net Surplus/(loss)	(106,673)	(28,806)	

Budget Update **01/2022**
Drug Fund

Percentage of Budget Yr Complete 58.33%

	BUDGET	ACTUAL	% MET
REVENUES			
DRUG - FUND BALANCE			
DRUG - GENERAL SESSIONS	600	871	145.17%
DRUG - CIRCUIT COURT	400	734	183.50%
DRUG - OTHER MISC REV	0	500	0.00%
DRUG - FORFEITS (from seizure acct)	2,000	7,798	389.90%
OR - INTEREST EARNINGS	80	48	60.00%
TOTAL REVENUES	3,080	9,951	323.08%
EXPENSES			
DRUG - MEMBERSHIPS	300	0	0.00%
DRUG - MEDICAL/VET	800	377	47.13%
DRUG - PROF SERV TRAINING	0	0	0.00%
DRUG - REPAIR/MT VEHICLE	0	0	0.00%
DRUG - TRAVEL/LODGING	0	0	0.00%
DRUG - DOG SUPPLIES	750	38	5.07%
DRUG - OPERATING SUPPLIES	0	2,096	0.00%
DRUG - CAPITAL OUTLAY	5,000	8,230	0.00%
TOTAL EXPENSES	6,850	10,741	156.80%
Net Surplus/(loss)	(3,770)	(790)	

Budget Update **01/2022**
Solid Waste Fund

Percentage of Budget Yr Complete 58.33%

	BUDGET	ACTUAL	% MET
REVENUES			
TRASH COLLECTION - RESIDENTIAL	413,374	235,627	57.00%
TRASH COLLECTION - POPLAR GROVE	20,000	12,308	61.54%
TRASH COLLECTION- LATE PENALTIES	7,500	5,775	77.00%
TRASH COLLECTION - INTEREST REVENUE	250	238	95.20%
TOTAL SOLID WASTE REVENUES	441,124	253,948	57.57%
EXPENSES			
TRASH -VENDOR SERVICES	239,760	141,494	59.01%
TRASH - OTHER PROFESSIONAL SRVS	0	0	0.00%
TRASH - OTHER OPERATING SUPPLIES	0	0	0.00%
TRASH - CAPITAL OUTLAY MISC	0	0	0.00%
Allocations		0	0.00%
<i>Legislative</i>	14,851	9,190	61.88%
<i>Finance & Administration</i>	160,425	96,118	59.91%
	175,276	105,308	60.08%
TOTAL SOLID WASTE COLLECTION	415,036	246,802	59.47%
Surplus/(loss)	26,088	7,146	

Budget Update **01/2022**
Water - Sewer Fund

Percentage of Budget Yr Complete 58.33%

	BUDGET	ACTUAL	% MET
REVENUES			
Sales	2,210,769	1,354,620	61.27%
Rent Revenue	4,000	4,000	100.00%
Service Charges	435,726	299,442	68.72%
Other Revenues	4,703	2,817	59.90%
TOTAL WATER-SEWER REVENUES	2,655,198	1,660,879	62.55%
EXPENSES			
Water - Treatment	522,153	295,167	56.53%
Water - Distribution	73,104	38,405	52.53%
Sewer - Treatment	369,059	218,526	59.21%
Sewer - Collection	234,142	143,599	61.33%
Personnel	689,685	363,125	52.65%
Contract Services	110,250	60,686	55.04%
Supplies	153,850	64,619	42.00%
Fixed Charges	65,900	22,676	34.41%
Rebates/Debt Service	128,053	32,282	25.21%
	2,346,196	1,239,085	52.81%
Allocations			
<i>Legislative</i>	14,109	8,731	61.88%
<i>Finance & Administration</i>	218,762	131,069	59.91%
<i>Code Enforcement</i>	26,365	14,037	53.24%
<i>Community Development</i>	12,336	7,272	58.95%
	271,572	161,109	59.32%
TOTAL WATER-SEWER EXPENSES	2,617,768	1,400,194	53.49%
Net Surplus/(loss)	37,430	260,685	

Budget Update **01/2022**
Gas Fund

Percentage of Budget Yr Complete 58.33%

	BUDGET	ACTUAL	% MET
REVENUES			
Sales	4,025,000	2,505,192	62.24%
Service Charges	223,400	116,782	52.27%
Other Revenues	25,000	25,227	100.91%
TOTAL GAS REVENUES	4,273,400	2,647,201	61.95%
EXPENSES			
Personnel	858,756	440,400	51.28%
Contract Services	249,600	213,917	85.70%
Materials/Supplies	2,127,832	1,697,406	79.77%
Fixed Charges	553,850	231,586	41.81%
Rebates/Debt Service	51,020	29,067	56.97%
Allocations			
<i>Legislative</i>	<i>20,049</i>	<i>12,407</i>	<i>61.88%</i>
<i>Finance & Administration</i>	<i>291,682</i>	<i>174,759</i>	<i>59.91%</i>
<i>Code Enforcement</i>	<i>26,365</i>	<i>14,037</i>	<i>53.24%</i>
<i>Community Development</i>	<i>12,336</i>	<i>7,272</i>	<i>58.95%</i>
	350,432	208,475	59.49%
TOTAL GAS EXPENSES	4,191,490	2,820,851	67.30%
Net Surplus/(loss)	81,910	(173,650)	

Upcoming Meeting Dates and Events

March

2022

Mar 3 (Thursday)

4:00 General Welfare
4:30 Public Works

Mar 8 (Tuesday)

6:30 Planning Commission

Mar 17 (Thursday)

2:30 Birthday Coffee
4:00 Parks and Recreation Committee
4:30 Public Safety Committee

Mar 28 (Monday)

7:00 BOMA Meeting

Important Board Budget Meeting Dates – Please put on your calendar.

Thurs, April 7 Department Head presentation to Board 4:00

Thurs, April 14 Board Budget Session 4:00

Thurs, April 21 Board Budget Session 4:00

If additional meetings needed:

Thurs, May 5 Board Budget Session 4:00

Thurs, May 19 Board Budget Session 4:00

BUDGET CALENDAR FOR 2022-2023 BUDGET

Date	Phase	Event
by February 25	Preparation	Finance Officer prepares previous and current year financial data on estimate forms.
by February 25	Preparation	Estimate forms are forwarded to department heads with instructions and special request forms.
by March 19	Preparation	Finance Officer prepares revenue estimates for all funds.
by March 25	Preparation	Budget Requests and Special Requests are due to Finance Officer.
on April 7	Request	Department Heads will present Special Requests and other significant budget changes to Board.
on April 14	Planning	Board - Budget Session
on April 21	Planning	Board - Budget Session
on April 25	Approval, if ready	Possible First Reading of Budget Ordinance for 2022-2023.
on May 5	Planning, if needed	Board - Budget Session, if needed
on May 19	Planning, if needed	Board - Budget Session, if needed
on May 23	Approval	First or Second Reading of Budget Ordinance for 2022-2023. Holds necessary public hearing, if second reading, and adopts the budget. At least ten days prior publish budget
on June 27	Approval	Second Reading, if needed of Budget Ordinance for 2022-2023. Holds necessary public hearing and adopts the budget. At least ten days prior publish budget ordinance.
by June 30	Execution	Distribution of Approved Budget to Department Heads.



City of Munford, Tennessee
1397 Munford Avenue
Munford, TN 38058
City Hall (901) 837-0171
www.munford.com
Dwayne Cole, Mayor

Munford Municipal-Regional Planning Commission
January 11, 2022

The regular monthly meeting of the Munford Municipal-Regional Planning Commission met on Tuesday, January 11, 2022, at 6:30 P.M. With the following:

PRESENT: Chairman Roy Meadors, Vice-Chairman Rick Wilson, Mayor Dwayne Cole, David Keeton and Vernon Paimore.

ABSENT: Secretary Sue Arthur, John Moren.

ALSO, PRESENT Tony Terhune, Planner Will Radford, Code Enforcement/Building Inspector Glenn Stringfellow and Recording Secretary Barbara Younger.

The meeting was called to order at 6:30 PM by Chairman Roy Meadors. There was a quorum present.

I. APPROVAL OF MINUTES – from December 14, 2021

There was a motion by Rick Wilson, seconded by David Keeton to approve the minutes from December 14, 2021, as presented. Motion carried all present voting aye

II. OLD BUSINESS - None

III. NEW BUSINESS

A. Election of Officers

The Planning Commission decided to wait until the February 8, 2022, regularly scheduled meeting to hold elections.

B. Glenview Subdivision – Section D – Final Plat

Background

A final plat has been submitted on behalf of Apex Homes to create 21 lots and new right of way including the extension of George Ellis Drive. The properties are located near George Ellis Drive in a newly annexed area in the City of Munford. The property can be further identified as Parcel number 5.01 on Tipton County Tax Map #112. The area is zoned R-1 (Low Density Residential) District. The property does not appear to be located in a federally identified flood hazard area according to FIRM #47167C0305F effective on 12/19/2006.

Analysis

The Preliminary Plat for this subdivision was approved in March 2021 and the Construction Plats for this development were approved in July 2021.

The lots meet the requirement of the R-1 district. (10,000 sq.ft.)

Construction Plat staff report stated that a development contract was requested by the City prior to final plat approval.

The plat is showing necessary certificated for approval.

Recommendation

Staff recommends approval of the plat

There was a motion by David Keeton, seconded by Vernon Pairmore to approve the Glenview Subdivision – Section D – Final Plat as presented Motion carried, all present voting aye.

IV. OTHER BUSINESS - None

V. REPORTS

Mayor Comments:


- 220 Beaver Road, The River of Life Church, caught fire on Thursday January 6, 2022. The cause is currently unknown. All fire departments in Tipton County assisted with the extinguishing of this large fire. This fire took about 20 hours to extinguish. Thank you to all who assisted.
- All the homes in the Central Park Subdivision have been sold. This is great news for the growth of our community.
- The City of Munford, Town of Brighton and the Town of Atoka are working together on a sewer plan.
- Covid 19 is affecting all the departments here at the City of Munford.
- The City of Munford was named the 4th most affordable place to live in the state of Tennessee.


Building Inspector – Permitting and Enforcement Report

There was a motion by Vernon Pairmore, seconded by Rick Wilson to accept the Building Inspector-Permitting and Enforcement Report as presented. Motion carried, all present voting aye.

There being no further business, the meeting was adjourned at 6:45 PM.


Chairman Roy Meadors


Barbara Younger,
Recording Secretary


Sue Arthur, Secretary