



**CITY OF MUNFORD BOARD OF
MAYOR AND ALDERMEN**

AGENDA

City of Munford Board of Mayor and Aldermen – Rescheduled - Regular Monthly Meeting –
Thursday, December 30 , 2021 4:00 p.m.
Municipal Building, 70 College Street, Munford, Tennessee

I. CALL TO ORDER

- A. Invocation
- B. Pledge of Allegiance to the flag
- C. Establishment of Quorum
- D. Approve the minutes from the regular Monthly Meeting – November 22, 2021
- E. Approve the minutes from attempted regular Monthly Meeting – December 27, 2021
- F. Public Forum

II. OLD BUSINESS AND MONTHLY DEPARTMENTAL REPORTS

No Department Reports this month. See written reports.

III. MAYOR’S REPORT

- A. Report
- B. Proclamation/Awards
- C. Appointments
- D. Ordinance – Resolutions – Motions

First Reading

- **ORDINANCE: 2021-12-01** An Ordinance to increase limit before purchase orders are required.

- **RESOLUTION: 2021-12-01** A Resolution approving the adoption of the Community Mobility Study.
- **RESOLUTION: 2021-12-01** A Resolution adopting the Tipton County Hazrd Mitigation Plan.
- **RESOLUTION: 2021-12-03** A Resolution approving contract award of Construction Material Storage Shelter.

E. Announcements

F. Acknowledgements

IV. NEW BUSINESS

V. FINANCIAL REPORT

- A. Checks over \$10,000
- B. Financials 11-30-2021

Adjourn –



CITY OF MUNFORD BOARD OF MAYOR AND ALDERMEN

MINUTES – November 22, 2021

**Regular Monthly Meeting – Monday November 22, 2021, 7:00 p.m.
Municipal Building, 70 College Street, Munford, Tennessee.**

Members present: Mayor Dwayne Cole, Alderman Sue Arthur, Jack Bomar, Ray Deneka, Lonnie Glass, Deborah Reed and Glenn Turner.

Absent:

Department Heads in Attendance: , Chief Randal Baskin, Acting Chief Jeremy Reeves, P&R Director Griff Fisher and Code Officer Glenn Stringfellow.

I. CALL TO ORDER

Mayor Cole called the November 22, 2021, meeting of the Board of Mayor and Aldermen of the City of Munford to order at 7:00 pm. Mayor Dwayne Cole gave the invocation.

II. ESTABLISH A QUORUM

Mayor Cole noted the Board had a quorum with all members present.

III. APPROVE MINUTES

Mayor Cole presented the minutes from the Regular Monthly Meeting of October 25, 2021, for approval. *Alderman Turner made a motion to approve the minutes as corrected. Motion was seconded by Alderman Glass. Motion carried, all members present voting aye.*

Mayor Cole presented the minutes from the Special Called Beer Board Meeting of October 25, 2021, for approval. *Motion for approval was made by Alderman Deneka. Motion was seconded by Alderman Arthurs. Motion carried, all members present voting aye.*

IV. PUBLIC FORUM

V. OLD BUSINESS AND MONTHLY DEPARTMENTAL REPORTS:

- Public Works – Director Sherry Bennard was absent. Please see report as presented.

- Public Safety
 - a. Police: Chief Randal Baskin presented the monthly report. See attached sheet.
 - b. Fire: Acting Chief Jeremy Reeves presented the monthly report. See attached sheet.
- Parks & Recreation – Director Griff Fisher presented the monthly report. See attached sheet.
- Code Enforcement – Building Inspector Glenn Stringfellow presented the monthly report. Reference report as written.
- Library – Reference report as written.
- Mayor’s Report and Comments – Mayor Cole presented his monthly report.
 - Presentation made by Mrs. Pam Hartfield, the widow of Jerry Hartfield. Mr. Hartfield served in the military twenty plus years. In honor of the excellent support and care they received from the Tipton County Veterans Affairs Center, Mrs. Hartfield presented Director Guy Critelli with a gift of appreciation (metal wall hanging).
 - Mayor Cole issued the Oath of Office to new Fire Chief Jeremy Reeves.
 - Mayor Cole presented **RESOLUTION: 2021-11-01** A Resolution to accept the Public Entity Partners Safety Grant recently awarded to the Munford Fire Department. *Motion was made by Alderman Bomar to approve **RESOLUTION: 2021-11-01**. Motion was seconded by Alderman Reed. Motion carried, all members present voting aye.*
 - Mayor Cole confirms receipt and acknowledgement of the Report on Debt Obligation in regard to General Obligation Refunding Bond, Series 2021A. This Resolution (2021-09-02) passed in September and was funded on November 1, 2021.
 - Mayor Cole confirms receipt and acknowledgement of the Report on Debt Obligation in regard to Water and Sewer System Revenue and Tax Refunding Bond, Series 2021. This Resolution (2021-08-02) passed in September and was funded on November 4, 2021.

VIII. NEW BUSINESS –

No new business to report/discuss.

IX. FINANCIAL REPORT –

- **Checks over \$10,000** – Mayor Cole presented the checks over \$10,000 for October. *A motion was made by Alderman Deneka to approve all checks over \$10,000 as presented. Motion was seconded by Alderman Arthur. Motion carried; all members present voting aye.*
- **Financial 10/31/2021**– Mayor Cole presented the financial report for the period ending October 31, 2021. A motion to accept the report was made by Alderman Glass. Motion was seconded by Alderman Turner. Motion carried, all members present voting aye.

With no further discussion, a motion was made by the Alderman Arthur to adjourn at 7:30 pm.

Dwayne Cole, Mayor

Sherry Yelvington, City Recorder



CITY OF MUNFORD BOARD OF MAYOR AND ALDERMEN

MINUTES – December 27, 2021

**Regular Monthly Meeting – Monday December 27, 2021, 7:00 p.m.
Municipal Building, 70 College Street, Munford, Tennessee.**

Members present: Mayor Dwayne Cole, Alderman Sue Arthur and Ray Deneka.

Absent: Alderman Jack Bomar, Lonnie Glass, Deborah Reed, and Glenn Turner

Department Heads in Attendance: none

I. CALL TO ORDER

Mayor Cole called the December 27, 2021, meeting of the Board of Mayor and Aldermen of the City of Munford to order at 7:00 pm.

II. ESTABLISH A QUORUM

Mayor Cole noted the Board did not have a quorum with only three members present.

Mayor Cole set a reschedule date of Thursday, December 30th at 4:00 pm for tonight's meeting.

With no further discussion the meeting was adjourned at 7:04.

Dwayne Cole, Mayor

Sherry Yelvington, City Recorder

CITY HALL MONTHLY REPORT

	Dec-20	Jan-21	Feb-21	Mar-21	Apr-21	May-21	Jun-21	Jul-21	Aug-21	Sep-21	Oct-21	Nov-21	TOTAL
ACCOUNTS													
Current Customer Accts													
Water Customers Total	3333	3330	3332	3347	3337	3353	3376	3377	3395	3407	3423	3457	40,467
Sewer Customers Total	2117	2114	2118	2129	2122	2140	2159	2156	2176	2181	2194	2226	25,832
Gas Customers Total	7250	7261	7273	7298	7299	7294	7309	7292	7287	7285	7311	7351	87,510
<i>In Atoka City Limits</i>	2514	2536	2527	2526	2544	2545	2549	2553	2556	2558	2559	2561	30,528
<i>Out of Atoka City Limits</i>	291	292	292	292	293	293	292	292	293	293	293	292	3,508
Trash Customers	1637	1648	1654	1660	1664	1657	1688	1695	1704	1704	1715	1724	20,150
Customer Adjustments													
Connects	86	68	51	81	75	78	94	81	73	69	87	98	941
Finals	61	53	49	90	74	82	100	88	73	68	88	82	908
Meter Sets	17	10	5	10	1	5	19	11	22	17	15	2	134
PAYMENTS													
Payments on line													
Utility paid on line	2690	2604	2797	2834	2742	2382	2618	2686	2379	2596	2703	2660	31,691
ACH Payments	1322	1336	1336	1350	1365	1380	1377	1385	1424	1413	1432	1432	16,552
E-Bills	1406	1416	1435	1467	1474	1495	1506	1508	1518	1522	1537	1540	17,824
Payments Received Lobby/Mail													
CC Payments	293	294	230	389	960	1130	626	332	349	851	1201	525	7,180
Cash Payments	587	538	415	562	556	590	673	668	653	624	720	627	7,213
Check Payments	3,988	4,005	3,949	4,088	3,867	3,933	2,368	2,279	2,451	2,233	2,587	2,427	38,175
Money Order Payments	1	0	0	0	0	0	1	0	0	0	0	0	2
Delinquent Accounts													
Delinquent Penalty	117	177	207	206	139	302	192	126	373	104	142	135	2,220
Cut Offs	117	120	115	122	97	124	185	126	154	103	84	0	1,347
Phone Calls	597	569	589	528	499	0	386	444	409	366	441	324	5,152
SERVICE													
Water / Sewer													
Water Service Orders	4	2	3	3	4	6	8	6	5	6	5	3	55
Sewer Service Orders	3	2	1	4	3	6	13	9	5	7	10	14	77
Amount Billed Water	\$85,851	\$86,320	\$90,486	\$85,240	\$87,170	\$90,511	\$102,042	\$97,847	\$103,988	\$100,247	\$90,285	\$84,941	\$1,104,927
Amount Billed Sewer	\$81,825	\$82,618	\$84,988	\$80,941	\$82,724	\$84,422	\$89,005	\$87,775	\$93,025	\$95,176	\$83,166	\$80,169	\$1,025,834
Damaged/Stuck Meters	39	1	18	17	32	19	23	5	51	24	58	47	334
Solid Waste													
Cans Delivered	13	16	3	9	11	11	23	15	11	17	12	21	162
Missed pickup	4	1	2	12	5	3	40	25	20	25	17	24	178
Damaged Cans	0	1	1	1	0	3	0	0	0	3	0	0	9
Other complaints	3	2	1	6	6	6	10	6	7	6	3	8	64
New Customers	18	14	8	26	16	14	27	24	22	35	27	21	252
Discontinued Service	5	0	2	6	5	6	4	4	5	10	4	10	61
Amount Billed	\$31,118	\$31,425	\$31,465	\$32,441	\$32,536	\$32,727	\$33,071	\$33,246	\$33,478	\$33,606	\$33,740	\$34,014	\$392,868
Gas													
Odor Complaints	19	11	4	11	7	2	5	2	2	2	10	12	87
Damaged / Stuck Meters	33	22	22	83	50	22	8	15	37	28	42	24	386
Amount Billed	\$598,805	\$654,561	\$1,138,418	\$340,322	\$228,224	\$124,380	\$119,449	\$97,024	\$115,511	\$122,487	\$150,208	\$488,094	\$4,177,482
Misc Service Orders													
Other complaints	12	6	14	14	15	1	14	7	10	4	3	7	107
Total Utility/Trash Billing	\$797,599	\$854,925	\$1,345,357	\$538,944	\$430,653	\$332,039	\$343,567	\$315,892	\$346,002	\$351,517	\$357,399	\$687,218	\$6,701,111

City of Munford
Public Works Monthly Report

	Jan-21	Feb-21	Mar-21	Apr-21	May-21	Jun-21	Jul-21	Aug-21	Sep-21	Oct-21	Nov-21	Dec-21	2021 Totals	PY Totals
Calls	39	129	84	87	92	70	88	74	71	102	100		936	
Water Calls/Leaks	3	8	12	16	11	16	16	15	16	9	4		126	
Sewer Calls/Leaks	7	13	12	10	27	18	19	12	13	14	16		161	
Gas Calls/Leaks	7	18	6	13	12	10	9	2	10	24	23		134	
Street/drainage/yard	0	0	2	3	35	20	3	4	7	10	8		92	
Water samples					13	10	10	10	10	10	10		13	
Cut-Offs	48	93	120	98	124	120	126	110	75	84	0		998	
Locates	264	332	623	555	363	423	338	329	236	278	218		3959	
Unread Meters	28	29	21	27	24	30	77	27	53	30	15		361	
Meters Repairs	21	91	62	51	34	39	47	69	57	105	75		651	
Sewer Taps	0	2	0	1	0	0	0	1	2	0	0		2	
Water Sets	10	4	6	6	5	5	14	20	15	25	0		110	
Gas Sets	6	11	12	3	0	11	7	7	3	3	8		71	
Munford	1	8	10	3	0	5	4	6	3	0	6		46	
Atoka	3	1	2	0	0	4	1	1	0	3	1		16	
Brighton	2	2	0	0	0	2	2	0	0	0	1		9	
Completed Work Orders	243	516	493	575	494	437	500	435	433	539	445		5110	
Water Pumped (millions)	24	28	24	27	30	31	30	32	28	24	26		304	
Treated Pumped to River	40	39	46	40	40	32	33	29	29	30	28		386	

Misc

Ty Younger passed Sewer Collections State Exam

New 5500 Chevrolet Gas truck and Chevrolet Colorado Truck were received and now in operation

**City of Munford
Police Department**

	2021												PY	
	21-Jan	Feb-21	Mar-21	Apr-21	May-21	Jun-21	Jul-21	Aug-21	Sep-21	Oct-21	Nov-21	Dec-21	Totals	Totals
CITATIONS ISSUED	114	32	126	152	205	233	183	126	179	171	213		1734	1891
COURTESY CITATIONS ISSUED	74	27	41	76	79	91	80	67	77	76	72		760	1124
TRAFFIC STOPS	276	100	264	281	297	403	360	246	328	318	296		3169	3829
SPEEDING	69	21	61	91	107	146	91	69	113	101	124		993	1194
SEAT BELT	1	0	0	0	10	3	7	2	0	1	1		25	6
ARREST	24	17	29	29	39	38	48	35	22	10	30		321	380
ADULT - MALE	18	11	18	22	26	27	37	20	11	5	18		213	221
ADULT - FEMALE	5	4	11	5	10	10	11	11	6	4	11		88	104
JUVENILE - MALE	1	1	0	1	1	1	0	3	4	0	0		12	35
JUVENILE - FEMALE	0	1	0	1	2	0	0	1	1	1	1		8	20
WARRANT ARREST	5	4	4	2	5	6	11	6	4	1	6		54	57
DRUG ARREST	6	0	9	7	13	13	13	9	4	3	2		79	77
ALCOHOL ARREST	1	0	4	5	2	1	4	4	2	2	0		25	26
INCIDENT REPORTS	45	45	55	70	70	67	87	67	84	62	86		738	755
OFFICER INITIATED INCIDENTS	1111	702	1140	1080	1097	1200	1230	1151	1294	1299	1228		12532	12751
ACCIDENT REPORTS	6	12	11	15	16	13	12	18	14	19	19		155	192
MILES PATROLLED	12739	9595	12786	10562	11756	12953	15214	13517	13681	14359	12004		139166	145806
CALLS FOR SERVICE	717	489	687	749	716	826	872	757	658	750	738		7959	9019



Munford Fire Department Monthly Board Report - November 2021

Incidents	Jan 2021	Feb 2021	Mar 2021	Apr 2021	May 2021	Jun 2021	July 2021	Aug 2021	Sept 2021	Oct 2021	Nov 2021	Dec 2021	Total 2021	Total 2020
Structure Fires - Munford	0	1	0	0	0	0	0	0	1	0	0		2	9
Structure Fires - County	3	1	3	0	2	1	2	1	0	1	3		17	15
Grass Fire - Munford	0	0	0	0	0	0	2	0	0	0	0		2	9
Grass Fires - County	2	1	1	1	0	1	0	0	0	0	0		6	7
Vehicle Fires - Munford	0	1	0	1	2	0	0	1	0	3	1		9	4
Vehicle Fires - County	0	0	0	1	0	0	0	0	0	0	0		1	1
Vehicle Accidents - Munford	2	1	3	4	2	1	5	5	3	7	6		39	31
Vehicle Accidents - County	4	2	1	0	1	1	2	2	1	1	2		17	21
EMS Calls - Munford	40	62	57	53	43	65	48	71	61	46	52		598	608
EMS Calls - County	5	5	2	5	1	5	6	5	5	2	2		43	40
Other Incidents - Munford	21	25	17	11	16	16	24	30	21	33	27		241	180
Other Incidents - County	7	5	9	5	10	8	8	2	1	2	2		59	87
Mutual Aid Calls	15	12	11	10	11	12	17	10	7	6	9		120	128
Burn Permits	0	3	12	7	4	7	7	0	6	1	2		49	104
Total Calls - Munford	63	90	77	69	63	82	79	107	86	81	87		884	841
Total Calls - County	21	14	16	12	14	16	18	10	7	6	9		143	171
Total Calls - Department	84	104	93	81	77	98	97	117	93	87	96	0	1027	1012

Department Staffing	Allocated	Filled	Vacant	On Leave
Full Time Positions	13	12	1	0
Part Time Positions	1	1	0	0
Reserves	30	9	21	0
Total Department Staffing	44	22	22	0

Vehicle Fleet Status	Days out of Service	Comments
Unit #1 (Chief)		
Unit # 2 (Captain)		
Inspector # 1 (Inspector)	0	SOLD!
Med 8		
Rescue 8		
Engine 81		
Engine 88		
Brush Truck 81		
Brush Truck 82		
Tower 81		Can be used for Rescues

	Dec-20	Jan-21	Feb-21	Mar-21	Apr-21	May-21	Jun-21	Jul-21	Aug-21	Sep-21	Oct-21	Nov-21	YTD	Past Year
Payment Plan														
Current	6/392.50	22/1950	50/4885	6/378	5/340	6/450	14/1,057.5	37/2,675	4/250	14 / \$982	25 / 1938	5 / 315		
Past Due														

RENTALS														
Friday Night Skate	0	0	0	241		322	405	475	233	245	297	162		
Skate Parties	10	9	16	17	18	27	16	17	17	19	24	27		
Band Room	2	1	1	1	4	6	2	4	2	5	2	5		
Community Room	MMS wrestling	MMS wrestling	MMS wrestling		3	4	3	2	0	1	3	2		
Valentine Park Gazebo													6	

SENIOR SERVICES														
Congregate Meals	0	0	0	0	0	0	0	0	12	352		330		
Home Delivery	130 Weekly	130 Weekly	130 Weekly	130 Weekly	130 Weekly	130 Weekly	130 Weekly	130 Weekly	130 weekly	130 weekly	130 Weekly			

Vehicle Miles														
P&R-08 Chevy Ext. Cab	99,249	99,721	99,928	100,370	100,787	101,175	101,564	101,755	102,165	102,510	102,915	103,204		
P&R-15 Chevy 4Door	36,283	36,901	37,353	37,950	38,612	39,561	40,027	41,047	42,147	42,599	43,947	44,578		
CP-05 Chevy Single Cab	139,180	139,325	139,470	140,129	140,322	140,847	140,104	141,138	141,422	141,635	142,025	142,275		
P&R-08 Chevy Ext. Cab	106,922	107,222	107,534	107,745	108,021	108,446	108,575	108,795	109,234	109,423	109,954	110,406		
P&R-01' Expedition	171,405	171,641	171,786	171,891	171,982	172,143	172,217	172,623	172,813	172,876	172,903	172,946		

Equipment Hours														
Jacobsen Truckster	366	370	371	379	386	403	412	418	427	435	448	456		
ToroInfield Drag	1,502	1,502	1,510	1,533	1,558	1,579	1,582	1,589	1,605	1,625	1,646	1,654		
2014-61" Snapper	918	918	923	937	950	985	1,003	1,010	1,015	1,017	1,017	1,017		
2015-72" Snapper	577	577		597	607	612	620	658	784	784	784	784		
2015-61" Snapper-CP	749	749	752	771	784	806	823	829	839	846	856	856		
2012-72" Xmark	1,546	1,546	1,546	1,546	1,558	1,558	1,558	1,558	1,558	1,558	1,558	1,558		
Bad Boy	1,028	1,028	1,028	1,028	1,028	1,056	1,065	1,065	1,065	1,065	1,065	1,065		
Dixie Chopper	606	606	606	606	609	611	611	611	612	614	614	614		
JD4700 Tractor	3,830	3,830	3,839	3,840	3,840	3,841	3,842	3,842	3,843	3,845	3,847	3,851		
2021 Snapper61"							17	49	111	131	153	156		
Polaris SXS							603	653	660	672	679	679		

Sports Registration														
Basketball	507	507	507							198	367	367		
Cheerleading	46	0	0							52	56	56		
Flag Football			90	90	90									
Soccer			201	201	201			219		232				
Baseball			357	357	357			348		348				

	PERMIT NO	DATE	LOCATION	R-C	NAME	TYPE OF PROJECT	SQUARE FOOTAGE	PROJECT VALUE	PERMIT FEE	
1	1384	11/01/21	249 CHARLES PL.	C	RON STARK	POOL	N/A	N/A	\$100.00	
2	1385	11/01/21	1220 APPLEBERRY	R	KYLE WRIGHT	ACC. BLDG	1,500	\$20,000.00		\$100.00
3	1386	11/02/21	LOT 20 MADONNA DR	R	WILLIAM WIGGELS	ACC. BLDG	1,200	\$10,000.00		\$100.00
4	1387	11/15/21	530 MELANIE LN.	R	DAVID BRUCE	ACC. BLDG	1,200	\$20,000.00		\$100.00
5	1388	11/29/21	59 EAST DR.	C	GEORGE JACQUES	REPAIR	350	\$2,000.00	\$100.00	
6										
7										
8										
9										
10										
11										
12										
13										
14										
15										
16										
17										
18										
19										
20										
21										
									\$200.00	\$300.00

Total \$52,000.00 \$500.00

C - CITY LIMITS
R - REGION

Complaints	16	Building Permits	5
Inspections	32	Sign permits	2
Certificate Of Occupancy	9	Use & Occupancy Permits	
PREFORMANCE BOND	WALKERS MEADOW	CENTRAL PARK	2018

Sean S. [Signature]
Building Inspector



Munford-Tipton County Memorial Library
1476 Munford Avenue
Munford, TN 38058
(901) 837-2665
www.munford.com



November 2021 Library Report

Overview:

- The library has sold **\$34.50** in books with the ongoing book sale.
 - The library has collected **\$77.40** in library fines, overdue fees, and lost items.
 - The monthly collection for copies and faxing was **\$327.35**.
 - The library eared **\$100.00** in donations. **\$50** was in memory of Wanda Jackson Bellow, and **\$50** was in memory of Richard Joyner.
 - The Library had **202** people use our computers and **101** requiring computer help. In addition we had **228** use the Wi-Fi. The library had **530** reference questions asked and answered.
 - Library staff provided **21** one-on-one technology device sessions lasting more than 10 minutes.
 - The Library has gained **84** new users, with **1,953** materials checked out (including books, movies, audio, R.E.A.D.S circulation, etc.). We have a total of **4,485** patrons.
 - Through Interlibrary Loan **16** books were loaned out, and **11** were borrowed.
-
- ❖ Tennessee R.E.A.D.S. had **858** books checked out.
 - ❖ Lindsey was used as a Notary Public 5 times.
 - ❖ The Library had **3** volunteers.
 - ❖ The adult book club met, there were **5** people in attendance
 - ❖ Through in-person and passive programming we had 12 programs with 69 attendees. We hosted in person Story Time and Lego Club with 9 attendees.
 - ❖ The Library had many passive program displays for November, including: Veterans Day Coloring , Color your own Bookmark, What's Cooking, Staff Recommendations, Book Spotlight, Thankful Book Displays, Take Home Turkey Crafts, No Shave November.
 - ❖ We continue to offer curbside services to patrons. **3** patrons were assisted curbside.
 - ❖ 3 hotspots were circulated in the month of November.
 - ❖ We continued virtual story times this month, one of which was read by a Crestview Elementary Student. There were 391 views of virtual story times.
 - ❖ We continued take-home crafts and there were 25 crafts given out.

Munford-Tipton County

Monthly Report

November 2021

PHYSICAL COLLECTION											LOCAL ELECTRONIC COLLECTION (Advantage, etc.)		Current Balance
Material Type		Beginning	Added	Deleted	Balance		Beginning	Added	Deleted	Balance			
Print Materials	Locally Owned	7,163	1	50	7,114	Regionally Owned	10,174	181	1	10,354	Locally Owned	E-books	0
Audio Materials		394	0	0	394		1,627	0	0	1,627		Audio Downloadable	0
Video Materials		448	0	0	448		566	0	0	566		Video Downloadable	0
Other Materials		0	0	0	0		0	0	0	0		TOTAL	0
TOTAL		8,005	1	50	7,956		12,367	181	1	12,547		TOTAL PHYSICAL COLLECTION	20,503

Electronic Circulation-READS includes Advantage & other local e collections		Physical Circulation Book & Non-Book		CIRCULATION TOTALS - Auto Fill (all formats - Physical & Electronic)	
Adult **	775	Adult	600	Adult (includes number from libguides **4.4)	1,375
Children **	83	Children	495	Children (includes number from libguides **4.5)	578
Total	858	Total	1,095	Total for All Circulation	1,953

Unique Users 121

Title VI Survey Information		Library Services		In-Person Programs Offered			
White	17	Library Visits	525		Adult	Young Adult	Children
Black	3	Reference Transactions	530	Inside the Library	3	0	7
American Indian-Alaska Native	0	Computer Users	202	Outside the Library	0	0	0
Hispanic or Latino of any race	0	Wireless Sessions	225	Total	3	0	7
Native Hawaiian/Pacific Islander	0	Website Visits	0	In-Person Programs Attendance			
Asian	0				Adult	Young Adult	Children
Other	0	Hotspots/MiFi	3	Inside the Library	10	0	59
Two or more races	2	Local Database Usage	0	Outside the Library	0	0	0
Total	22	Tech Training/help	0	Total	10	0	59

Borrowers	Current Balance
Adult Borrowers >14 yrs old	3,458
Children Borrowers <14 yrs old	1,027
Total Borrowers	4,485

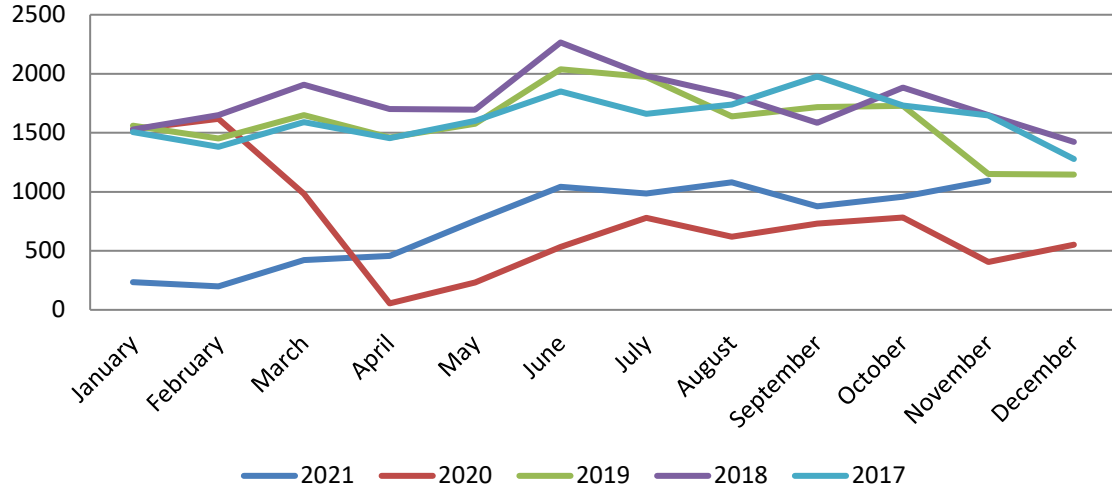
Live Virtual Programming	
Live Virtual Programs	0
Views of Live Virtual Programs	0
On-Demand Views	0

Recorded Programming	
Recorded Programs	2
Views of Recorded Programs	391

Resource Sharing	
ILL - Borrowed	11
ILL - Loaned	16

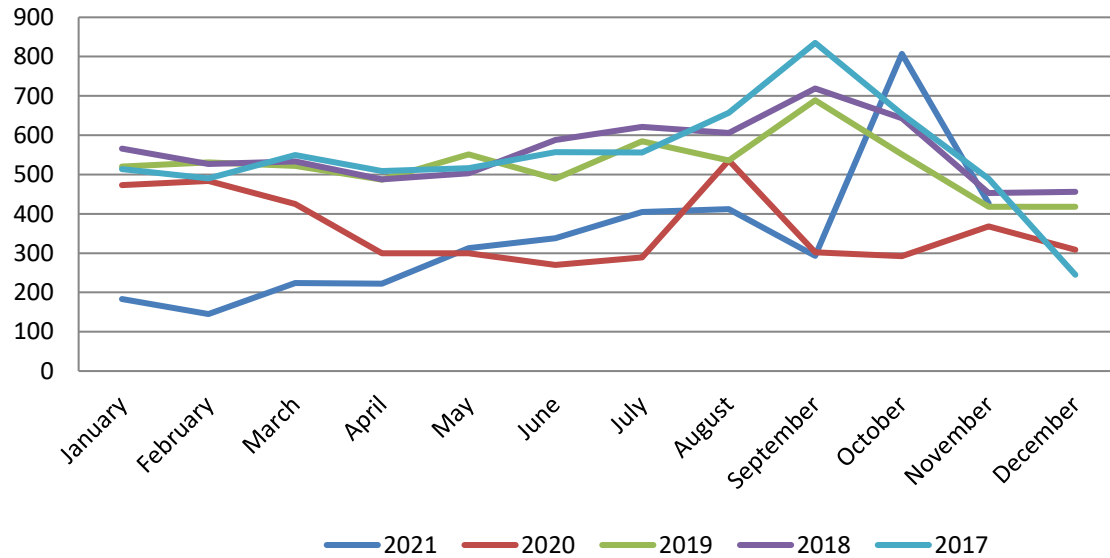
TOTAL PROGRAMS	12
TOTAL PROGRAM ATTENDANCE	460

Circulation Growth 2017-2021



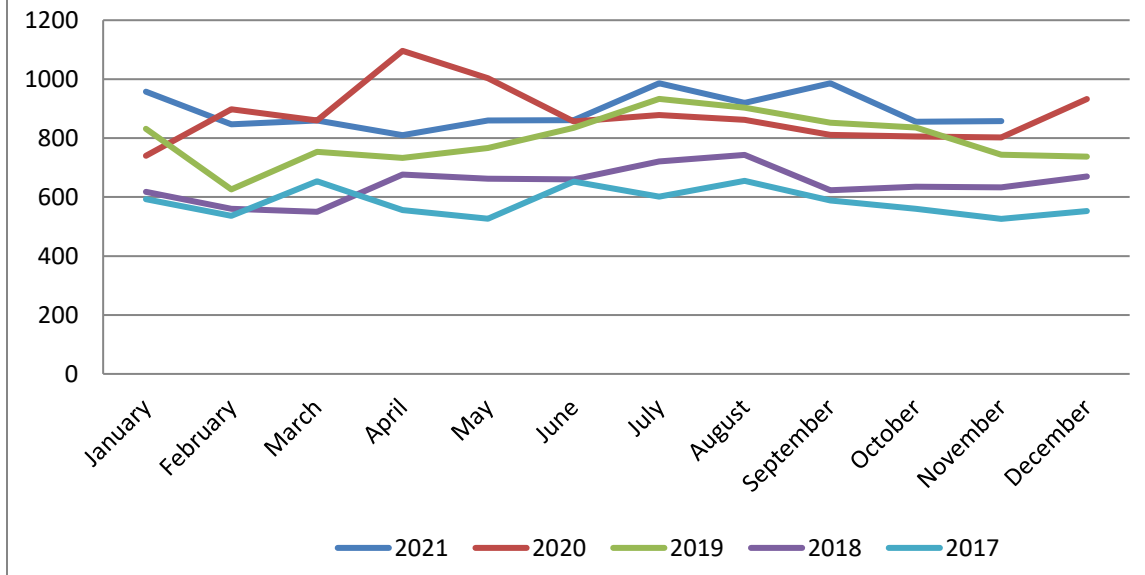
* As of 11/30/2021

Computer Usage 2017-2021



* As of 11/30/2021

Tennessee R.E.A.D.S Circulation



*** As of 11/30/2021**



City of Munford, Tennessee

1397 Munford Avenue
Munford, TN 38058
City Hall (901) 837-0171
www.munford.com
Dwayne Cole, Mayor

Mayor's Report
December 27, 2021

Many times, we mention the professionalism of our Law Enforcement Officers and First Responders. This takes on a greater meaning when you see them in action personally. On Christmas Day, a driver lost control of their vehicle and struck a utility pole in front of our house on Maple Hill Drive. Within minutes, our First Responders were on the scene, administering first aid and comfort to the driver. Within a short time MPD arrived as well and handled the situation beautifully. Again, thank you MFD and MPD for your ultimate courtesy and professionalism every day.

Munford Public Works employee Ty Younger recently passed the very difficult Tennessee Wastewater Collection 1 State Exam on November 4 on his first try. Ty has been employed by the city and working in the Public Works Department since 2005 and has performed various duties. For the past year, he has been training in the Sewer Department under the direction of Kenny Tamboli. Ty plans to take the Tennessee Biological Natural State Exam in May 2022. Congratulations to Ty on this milestone and we are very proud of him.

The Annual Munford Christmas Parade was held on December 4 and was once again a glowing success. Our streets were lined with "children of all ages" watching the floats, bands, elected officials, emergency vehicles and organizations pass by. Santa Claus and fireworks contributed to make this a special night for all. Extra safety precautions were in place this year and every department of the city contributed to this effort.

Our longtime theme for the parade is "Fill the Sleigh" and our citizens certainly did! We were able to gather hundreds of children's gifts, which were distributed to underprivileged children throughout Tipton County. Additionally, City of Munford employees gathered food and necessities for families and distributed them. MHS Band students and parents also exhibited great generosity as they gathered gifts to support our efforts. Thank you for being a generous and caring community.

As we embark on the new year of 2022, the prospects for success and growth are great for the City of Munford. We are patiently waiting for TDOT to notify us to proceed with our Munford Avenue intersection improvement. We have grant applications pending for downtown improvements, and residential and commercial development continues. The future is bright for "My Kind of Town."

I trust each of you had a delightful and Merry Christmas and I am praying that you enjoy good health and prosperity in the coming year.

Warm regards,

Dwayne Cole, Mayor
City of Munford, Tennessee

ORDINANCE 2021-12-01

AN ORDINANCE TO AMEND THE MUNICIPAL PURCHASING ORDINANCE 09-24-84 TO INCREASE THE LIMIT BEFORE A PURCHASE ORDER IS REQUIRED FROM \$250 TO \$1000.

WHEREAS T.C.A 6-56-306 allows municipalities by ordinance to increase the maximum purchase amount before purchase orders are required; and

WHEREAS the city desire to increase the limit from \$250 to \$1000.

NOW, THEREFORE, BE IT ORDAINED BY THE BOARD OF MAYOR AND ALDERMEN OF THE CITY OF MUNFORD:

SECTION 1. The maximum amount allowed is \$1000 before a purchase order is required:

SECTION 2. BE IT FURTHER ORDAINED that this Ordinance shall become effective immediately upon its passage after second and final reading, this ordinance shall take effect from and after its passage, the welfare of the city requiring it.”

.

Passed First Reading

Mayor Dwayne Cole

Passed Second Reading

City Recorder

RESOLUTION: 2021-12-01

CITY OF MUNFORD, TENNESSEE

FOR

ADOPTION OF COMMUNITY MOBILITY STUDY

WHEREAS, the City of Munford, Tennessee received financial grant assistance as provided under the Tennessee Department of Transportation's Community Transportation Planning Grant, and

WHEREAS the Board of Mayor and Aldermen of the City of Munford finds it in the City's best interest to formally approve and adopt the findings and recommendations included in the Community Mobility Study; and

NOW, THEREFORE BE IT RESOLVED by the Board of Mayor and Aldermen of the City of Munford hereby adopt the Community Mobility Study presented by Kimley Horne.

READ and ADOPTED this the _____ day of _____, 2021.

Mayor Dwayne Cole

Sherry Yelvington, City Recorder

RESOLUTION #2021-12-02

Adopting the Tipton County Hazard Mitigation Plan

Whereas, the **City of Munford** recognizes the threat that natural hazards pose to people and property;
and

Whereas, undertaking hazard mitigation actions before disasters occur will reduce the potential for
harm to people and property and save taxpayer dollars; and

Whereas, an adopted hazard mitigation plan is required as a condition of future grant funding for
mitigation projects; and

Whereas, the **City of Munford** participated jointly in the planning process with the other local units of
government within the County to prepare the Hazard Mitigation Plan;

Now, therefore, be it resolved, that the **City of Munford Board of Mayor and Aldermen**, hereby adopts
the Tipton County Hazard Mitigation Plan as an official plan; and

Be it further resolved, that the Tipton County Emergency Management Agency will submit on behalf
of the participating municipalities the adopted Hazard Mitigation Plan to the Federal
Emergency Management Agency officials for final review and approval.

READ and ADOPTED this the _____ day of _____, 2021.

Mayor Dwayne Cole

Sherry Yelvington, City Recorder

RESOLUTION: 2021-12-03

CITY OF MUNFORD, TENNESSEE

FOR

Construction Material Storage Shelter Contract Award

WHEREAS, the City of Munford, Tennessee had bids received for a construction material storage shelter on December 20, 2021, and

WHEREAS the low bidder has been investigated by the City Engineer and the best interest of the City has been anticipated to be served by awarding the contract to the low bidder.

NOW, THEREFORE BE IT RESOLVED by the Board of Mayor and Aldermen of the City of Munford as follows:

That the Mayor be authorized to execute a contract in the amount of \$126,487.00 for the base bid with the low bidder, M&M Construction, 1494 Bucksnot Road, Covington Tennessee 38019.

READ and ADOPTED this the _____ day of _____, 2021.

Mayor Dwayne Cole

Sherry Yelvington, City Recorder



CHECKS OVER \$10,000

November 2021

<u>PAYABLE TO</u>	<u>CHECK #</u>	<u>AMOUNT</u>	<u>DESCRIPTION</u>
BlueCross BlueShield	18489	\$ 65,082.62	Medical Insurance
Chuck Hutton Chevrolet	18397	\$ 53,123.00	4500 Chevy Crew Cab – Gas Dept.
Data Driven	18498	\$ 20,777.20	Watson Program – Police Dept.
Floyd's Equipment	18409	\$ 12,950.00	4500 Chevy Crew Cab Utility Bed/Tool Box
Guthrie Sales and Service	18413	\$ 21,886.00	Lagoon Aerator S&N Airflow
Public Entity Partners	18529	\$ 13,409.00	Worker's Comp.
Southwest TN Electric	18447	\$ 28,088.34	Electrical Services (September-October)
	18176	<u>12,240.64</u>	Electrical Services (Sept.-Oct.-Nov.)
	Total Southwest Elect	\$ 40,328.98	
Sullivan's Natural Gas	18450	\$ 10,670.00	Leak Survey & SCADA Link Changes
Tipton County 9-1-1-	18456	\$ 23,246.72	1 st and 2 nd quarter 911
TN Energy Acquisition Corp	18461	\$ 166,010.76	Natural Gas Purchase/Transport
UDSA	18467	\$570,188.22	USDA Bond Payoff
Waste Pro	18472	\$ 20,001.39	Solid Waste
WEX Bank -Valero	18545	\$ 11,792.62	Fuel City Vehicles
	Total	\$ 1,029,466.51	

City of Munford
Balance Sheet Summary
For the Period Ended Nov 30, 2021

ASSETS	Cash	Accounts Rec, net of bad debt allowance	Due From Other Funds	Inventories Other Assets	Capital Assets net of depreciation	Total Assets
General Fund	\$2,035,113	\$1,331,438	\$79,180	\$0	\$0	\$3,445,731
State Street Aid Fund	\$418,293	\$0	\$0	\$0	\$0	\$418,293
Drug Fund	\$25,383	\$0	\$0	\$0	\$0	\$25,383
Solid Waste Fund	\$69,399	\$54,076	\$0	\$0	\$0	\$123,475
Water-Sewer Fund	\$808,039	\$244,777	\$2,389	\$0	\$8,731,522	\$9,786,726
Gas Fund	\$7,179,915	\$562,923	\$0	\$109,880	\$5,379,099	\$13,231,817
	\$10,536,142	\$2,193,214	\$81,569	\$109,880	\$14,110,621	\$27,031,426

LIABILITIES	Accounts Payable	Customer Deposits	Due to Other Funds	Outstanding Debt	Total Liabilities
General Fund	\$69,096	\$1,200	\$2,389	\$0	\$72,685
State Street Aid Fund	\$1,993	\$0	\$0	\$0	\$1,993
Drug Fund	\$9,113	\$0	\$0	\$0	\$9,113
Solid Waste Fund	\$19,966	\$0	\$17,112	\$0	\$37,078
Water-Sewer Fund	\$54,528	\$112,762	\$27,172	\$2,460,370	\$2,654,833
Gas Fund	\$445,760	\$68,037	\$34,896	\$1,343,448	\$1,892,140
	\$600,456	\$181,999	\$81,569	\$0	\$3,803,818

FUND BALANCE OR EQUITY	Beginning Fund Balance	Revenues over Expenses: Surplus	Revenues over Expenses: Loss	Ending Fund Balance
General Fund	\$1,813,702	\$1,559,345		\$3,373,047
State Street Aid Fund	\$477,627		(\$61,327)	\$416,300
Drug Fund	\$19,639		(\$3,369)	\$16,270
Solid Waste Fund	\$77,905	\$8,492		\$86,397
Water-Sewer Fund	\$6,941,326	\$190,567		\$7,131,893
Gas Fund	\$11,893,039		(\$553,362)	\$11,339,677
	\$21,223,238	\$1,758,404	(\$618,058)	\$22,363,584

Fund Analysis	Total Assets	Total Liabilities	Beginning Fund Balance or Equity	Increase from FY 2021 Activity	Decrease from FY 2021 Activity	Ending Fund Balance or Equity
Government Funds	3,889,408	83,791	2,310,968	1,559,345	(64,696)	3,805,617
Enterprise Funds	23,142,018	4,584,051	18,912,270	199,059	(553,362)	18,557,967
	27,031,426	4,667,842	21,223,238	1,758,404	(618,058)	22,363,584

General Fund Budget Update

General Fund
Budget Update
11-30-2021

41.67%

	BUDGET	ACTUAL	% MET
REVENUES			
LOCAL TAXES	2,923,000.00	1,852,368.00	63.37%
LICENSES & PERMITS	49,450.00	17,406.00	35.20%
INTERGOVERNMENTAL	895,248.00	1,314,484.00	146.83%
CHARGES FOR SERVICE			
<i>POLICE SERVICES</i>	<i>2,500.00</i>	<i>670.00</i>	<i>26.80%</i>
<i>FIRE PROTECTION</i>	<i>2,450.00</i>	<i>1,296.00</i>	<i>52.90%</i>
<i>FEES & COMMISIONS</i>	<i>9,000.00</i>	<i>971.00</i>	<i>10.79%</i>
<i>P&R - PROGRAMS</i>	<i>136,500.00</i>	<i>65,425.00</i>	<i>47.93%</i>
<i>P&R - CONCESSIONS</i>	<i>12,000.00</i>	<i>5,909.00</i>	<i>49.24%</i>
<i>P&R - CENTENNIAL</i>	<i>121,000.00</i>	<i>65,590.00</i>	<i>54.21%</i>
<i>RENTAL FEES</i>	<i>138,625.00</i>	<i>57,700.00</i>	<i>41.62%</i>
<i>LIBRARY SERVICES</i>	<i>2,950.00</i>	<i>3,062.00</i>	<i>103.80%</i>
<i>COMMUNITY DEV</i>	<i>5,625.00</i>	<i>0.00</i>	<i>0.00%</i>
	<u>430,650.00</u>	<u>200,623.00</u>	<u>46.59%</u>
FINES & FORFEITURES	132,100.00	67,638.00	51.20%
OTHER REVENUES	4,500.00	26,013.00	578.07%
TOTAL REVENUES	4,434,948.00	3,478,532.00	78.43%
EXPENSES			
GENERAL GOVERNMENT			
<i>LEGISLATIVE</i>	<i>25,247.00</i>	<i>10,920.00</i>	<i>43.25%</i>
<i>JUDICIAL</i>	<i>13,460.00</i>	<i>6,975.00</i>	<i>51.82%</i>
<i>ELECTIONS</i>	<i>0.00</i>	<i>0.00</i>	<i>0.00%</i>
	<u>38,707.00</u>	<u>17,895.00</u>	<u>46.23%</u>
FINANCE & ADMINISTRATION	58,336.00	27,817.00	47.68%
CODE ENFORCEMENT	52,729.00	20,247.00	38.40%
PUBLIC SAFETY			
<i>POLICE</i>	<i>1,597,959.00</i>	<i>761,530.00</i>	<i>47.66%</i>
<i>FIRE</i>	<i>1,252,184.00</i>	<i>566,798.00</i>	<i>45.26%</i>
	<u>2,850,143.00</u>	<u>1,328,328.00</u>	<u>46.61%</u>
STREETS			
STREETS	141,840.00	75,848.00	53.47%
PARKS & RECREATION			
<i>P & R ADMIN</i>	<i>377,926.00</i>	<i>158,708.00</i>	<i>41.99%</i>
<i>P & R PROGRAMS</i>	<i>75,350.00</i>	<i>16,184.00</i>	<i>21.48%</i>
<i>CENTENNIAL</i>	<i>324,757.00</i>	<i>128,472.00</i>	<i>39.56%</i>
<i>PARKS</i>	<i>69,050.00</i>	<i>27,049.00</i>	<i>39.17%</i>
<i>TIPTON PLAZA</i>	<i>39,250.00</i>	<i>14,591.00</i>	<i>37.17%</i>
	<u>886,333.00</u>	<u>345,004.00</u>	<u>38.92%</u>
LIBRARY	112,915.00	46,900.00	41.54%
COMMUNITY DEVELOPMENT	37,009.00	12,242.00	33.08%
DEBT SERVICE	239,593.00	44,906.00	18.74%
TOTAL EXPENSES	4,417,605.00	1,919,187.00	43.44%
RESERVE	0.00	0.00	
Net Surplus/(loss)	17,343.00	1,559,345.00	

Budget Update **11/2021**
State Street Aid

Percentage of Budget Yr Complete 41.67%

	BUDGET	ACTUAL	% MET
REVENUES			
STATE - FUND BALANCE	0	0	0.00%
STATE - GAS & MOTOR FUEL TAX	120,000	29,689	24.74%
STATE - \$0.03 GASOLINE TAX	34,000	8,649	25.44%
STATE - 1989 GASOLINE TAX INCREASE	20,000	4,668	23.34%
STATE - GAS 2017 TAX	49,000	14,914	30.44%
STATEST - INTEREST EARNINGS	2,500	853	34.12%
STATEST - OTHER FINANCING SOURCES	0	2,121	0.00%
TOTAL REVENUES	225,500	60,894	27.00%
EXPENSES			
STATE ST - ELECTRIC	25,000	9,291	37.16%
STATE ST - PROFESSIONAL SERVICES	0	2,121	0.00%
STATE ST - REP/MT STORM DRAINS	0	0	0.00%
STATE ST - REP/MT STREETS/ROADS	250,000	84,873	33.95%
STATE ST - MAJOR PROJECT - PAVING	0	0	0.00%
STATE ST - GRAVEL & SAND	0	0	0.00%
STATE ST - ASPHALT & FILTER	0	0	0.00%
STATE ST - CONCRETE	0	0	0.00%
STATE ST - DEBT TML#5	26,988	0	0.00%
STATE ST - INTEREST TML#5	30,185	25,936	85.92%
STATE ST - CAPITAL OUTLAY	0	0	0.00%
TOTAL EXPENSES	332,173	122,221	36.79%
Net Surplus/(loss)	(106,673)	(61,327)	

Budget Update **11/2021**
Drug Fund

Percentage of Budget Yr Complete 41.67%

	BUDGET	ACTUAL	% MET
REVENUES			
DRUG - FUND BALANCE			
DRUG - GENERAL SESSIONS	600	371	61.83%
DRUG - CIRCUIT COURT	400	0	0.00%
DRUG - OTHER MISC REV	0	0	0.00%
DRUG - FORFEITS (from seizure acct)	2,000	6,969	348.45%
OR - INTEREST EARNINGS	80	33	41.25%
TOTAL REVENUES	3,080	7,373	239.38%
EXPENSES			
DRUG - MEMBERSHIPS	300	0	0.00%
DRUG - MEDICAL/VET	800	377	47.13%
DRUG - PROF SERV TRAINING	0	0	0.00%
DRUG - REPAIR/MT VEHICLE	0	0	0.00%
DRUG - TRAVEL/LODGING	0	0	0.00%
DRUG - DOG SUPPLIES	750	38	5.07%
DRUG - OPERATING SUPPLIES	0	2,096	0.00%
DRUG - CAPITAL OUTLAY	5,000	8,230	0.00%
TOTAL EXPENSES	6,850	10,741	156.80%
Net Surplus/(loss)	(3,770)	(3,368)	

Budget Update **11/2021**
Solid Waste Fund

Percentage of Budget Yr Complete 41.67%

	BUDGET	ACTUAL	% MET
REVENUES			
TRASH COLLECTION - RESIDENTIAL	413,374	166,016	40.16%
TRASH COLLECTION - POPLAR GROVE	20,000	8,351	41.76%
TRASH COLLECTION- LATE PENALTIES	7,500	4,494	59.92%
TRASH COLLECTION - INTEREST REVENUE	250	173	69.20%
TOTAL SOLID WASTE REVENUES	441,124	179,034	40.59%
EXPENSES			
TRASH -VENDOR SERVICES	239,760	87,621	36.55%
TRASH - OTHER PROFESSIONAL SRVS	0	0	0.00%
TRASH - OTHER OPERATING SUPPLIES	0	0	0.00%
TRASH - CAPITAL OUTLAY MISC	0	0	0.00%
Allocations		0	0.00%
<i>Legislative</i>	14,851	6,424	43.26%
<i>Finance & Administration</i>	160,425	76,498	47.68%
	175,276	82,922	47.31%
TOTAL SOLID WASTE COLLECTION	415,036	170,543	41.09%
Surplus/(loss)	26,088	8,491	

Budget Update **11/2021**
Water - Sewer Fund

Percentage of Budget Yr Complete 41.67%

	BUDGET	ACTUAL	% MET
REVENUES			
Sales	2,210,769	918,697	41.56%
Rent Revenue	4,000	4,000	100.00%
Service Charges	435,726	263,462	60.47%
Other Revenues	4,703	2,088	44.40%
TOTAL WATER-SEWER REVENUES	2,655,198	1,188,247	44.75%
EXPENSES			
Water - Treatment	522,153	225,385	43.16%
Water - Distribution	73,104	30,998	42.40%
Sewer - Treatment	369,059	154,534	41.87%
Sewer - Collection	234,142	83,721	35.76%
Personnel	689,685	259,842	37.68%
Contract Services	110,250	24,184	21.94%
Supplies	153,850	42,928	27.90%
Fixed Charges	65,900	21,053	31.95%
Rebates/Debt Service	128,053	30,466	23.79%
	2,346,196	873,111	37.21%
Allocations			
<i>Legislative</i>	14,109	6,102	43.25%
<i>Finance & Administration</i>	218,762	104,315	47.68%
<i>Code Enforcement</i>	26,365	10,124	38.40%
<i>Community Development</i>	12,336	4,030	32.67%
	271,572	124,571	45.87%
TOTAL WATER-SEWER EXPENSES	2,617,768	997,682	38.11%
Net Surplus/(loss)	37,430	190,565	

Budget Update **11/2021**
Gas Fund

Percentage of Budget Yr Complete 41.67%

	BUDGET	ACTUAL	% MET
REVENUES			
Sales	4,025,000	961,219	23.88%
Service Charges	223,400	104,599	46.82%
Other Revenues	25,000	22,153	88.61%
TOTAL GAS REVENUES	4,273,400	1,087,971	25.46%
EXPENSES			
Personnel	858,756	318,376	37.07%
Contract Services	249,600	128,825	51.61%
Materials/Supplies	2,127,832	830,245	39.02%
Fixed Charges	553,850	173,373	31.30%
Rebates/Debt Service	51,020	28,601	56.06%
Econ Development	0	0	0.00%
Allocations			
<i>Legislative</i>	<i>20,049</i>	<i>8,672</i>	<i>43.25%</i>
<i>Finance & Administration</i>	<i>291,682</i>	<i>139,087</i>	<i>47.68%</i>
<i>Code Enforcement</i>	<i>26,365</i>	<i>10,124</i>	<i>38.40%</i>
<i>Community Development</i>	<i>12,336</i>	<i>4,030</i>	<i>32.67%</i>
	350,432	161,913	46.20%
TOTAL GAS EXPENSES	4,191,490	1,641,333	39.16%
Net Surplus/(loss)	81,910	(553,362)	

Upcoming Meeting Dates and Events

January

2022

Dec 31 (Friday)

All City Offices Closed in Observance of New Year's Day

Jan 6 (Thursday)

4:00 General Welfare

4:30 Public Works

Jan 11 (Tuesday)

6:30 Planning Commission

Jan 17 (Monday)

All City Offices Closed in Observance of Martin Luther King Jr Day

Jan 20 (Thursday)

2:30 Birthday Coffee

4:00 Parks and Recreation Committee

4:30 Public Safety Committee

Jan 24 (Monday)

7:00 BOMA Meeting

Note Board Meetings in 2022

Jan 24

July 25

Feb 28

Aug 22

Mar 28

Sept 26

Apr 25

Oct 24

May 23

Nov 28

Jun 27

Dec 27 (Tuesday due to Christmas Holiday)



City of Munford, Tennessee
1397 Munford Avenue
Munford, TN 38058
City Hall (901) 837-0171
www.munford.com
Dwayne Cole, Mayor

Munford Municipal-Regional Planning Commission
November 9, 2021

The regular monthly meeting of the Munford Municipal-Regional Planning Commission met on Tuesday, November 9, 2021 at 6:30 P.M. With the following:

PRESENT: Vice-Chairman Rick Wilson, Secretary Sue Arthur, John Moren, Mayor Dwayne Cole, David Keeton and Vernon Pairmore.

ABSENT: Chairman Roy Meadors,

ALSO, PRESENT Wayne Bouler, Billy Gordy, William Kissell, Janice Bomar, Planner Will Radford, Code Enforcement /Building Inspector Glenn Stringfellow and Recording Secretary Barbara Younger.

The meeting was called to order at 6:30 PM by Vice-Chairman Rick Wilson, There was a quorum present.

I. APPROVAL OF MINUTES – from October 12, 2021

There was a motion by Vernon Pairmore, seconded by John Moren to approve the minutes from October 12, 2021, as presented. Motion carried all present voting aye

II. OLD BUSINESS - None

III. NEW BUSINESS

A. Discussion regarding the Village of Green Meadows – Revised Conceptual Plans

Background/ Analysis

The Planned Village Development “The Village of Green Meadows” has recently been purchased by new developers Wayne Boulder and Paul Frazier (VGM Development, LLC) who are requesting to share their conceptual plans with the Planning Commission and discuss their new plans going forward with the development of this Planned Village Development. Developers and Staff will be available to address any concerns going forward and will discuss the necessary steps for approval.

Discussion Key notes only:

- The new developers are waiting on a current topography map of the entire development before moving forward to make sure that all necessary dirt work is completed correctly.
- The new developers feel that the commercial property is not a good decision for this area at this time so they will be changing the commercial property to residential property.

- The roads are very wide, and the Sewer and Water lines are already at the roads so it would be very costly to move these lines and/or roads.
- The 2 lift stations that are currently at the VGM will remain where they are.
- Phase 5 (area 7) will not be changing. This area has been approved and the developers will be moving forward as soon as the new topography maps are available.
- Phase 4 (Area 2) and Phase 3 (Area 1) are already approved by the Planning Commission but are being studied by engineers and may change or be completely redesigned.

IV. **OTHER BUSINESS** - None

V. **REPORTS**


Mayoral Comments and Issues

- City of Munford offices will be closed on 11-11-2021 for Veteran's Day.
- The field of Flags is all set up in front of City Hall. This is a great way to show respect and remembrance of our Veteran's.
- Alan Barkelew has resigned effective on 12/31/2021.
- Jeremy Reeves will be appointed as the new Fire Chief at the December 22, 2021, Board of Mayor and Aldermen meeting
- Blue Oval City (Mega Site) is a big issue, and the City of Munford will be meeting with other cities and the County Mayor to discuss the impact it will have on our community.
- ISO for Building and Code Enforcement has been lowered to a 4 for residential and a 3 for commercial building. (The lower the number the better).

Building Inspector – Permitting and Enforcement Report


There was a motion by David Keeton, seconded by John Moren to accept the Building Inspector-Permitting and Enforcement Report as presented. Motion carried, all present voting aye.

There being no further business, the meeting was adjourned at 7:17 PM.



Vice-Chairman Rick Wilson

Sue Arthur, Secretary



Barbara Younger,
Recording Secretary