



City of New Buffalo
224 W. Buffalo Street
New Buffalo, MI 49117
REGULAR COUNCIL MEETING AGENDA
December 20, 2021 6:30 PM

1. Call to Order
2. Pledge of Allegiance
3. Roll Call
4. Approval of Agenda
5. Consent Agenda
 - a. City Council Minutes: November 15, 2021; November 23, 2021 (Special Council Meeting)
 - b. Receive Monthly Reports: Police, Fire, Water, Park, Building, Streets, Code Enforcement and Treasurer
 - c. Special Event Application – NBAS Graduation & Fireworks
 - d. Monthly Account Payable
6. Public Comment
7. Presentation – Fiscal Year 2021 Year End Audit
8. Old Business
9. New Business
 - a. Fiscal Year 2022 Budget Amendments
 - b. Public Works Truck Repair
 - c. 317 North Whittaker Easement
 - d. Boat Launch Kiosk
 - e. Fire Agreement (New Buffalo Township)
 - f. Vacation Payout
 - g. Business License and Rental Fees
 - h. Rezoning Request Suspension
 - i. Board of Review Appointments
 - j. 2022 City of New Buffalo Meeting Calendar
10. Council Comments
11. Adjournment

Call to Order at 6:33 p.m.

Pledge of Allegiance

Roll Call: Council member Flanagan, O'Donnell, Lijewski, Mayor Humphrey

Absent: Council member Robertson

Staff Present: City Manager; Darwin Watson, City Clerk; Amy Fidler, Deputy Clerk; Nancy Griffin

Approval of Agenda: Motion by Lijewski, seconded by Flanagan to approve the agenda:

Voice Vote. Motion Carried.

Approval of Consent Agenda: Motion by Lijewski, seconded by Flanagan to approve the consent agenda:

Roll Call Vote:

AYES: O'Donnell, Lijewski, Flanagan, Humphrey

NAYES:

ABSENT: Robertson

ABSTAINED:

Motion Carried, 4-0.

Public Comment: None

New Business

Dune Walk Demolition Contract Awarding: Motion by Lijewski, seconded by Flanagan to approve the awarding of the contract for Phase 1 of the Dune Walk Restoration project to Anlaan Corporation in the amount of \$52,000.00:

Roll Call Vote:

AYES: Lijewski, Flanagan, O'Donnell, Humphrey

NAYES:

ABSENT: Robertson

ABSTAINED:

Motion Carried, 4-0.

Short-term Rental Legislation Resolution: Motion by Lijewski, seconded by Flanagan to approve the short-term rental legislation resolution:

Roll Call Vote:

AYES: Flanagan, O'Donnell, Lijewski, Humphrey

NAYES:

ABSENT: Robertson

ABSTAINED:

Motion Carried, 4-0.

City Hall Cleaning Service: Motion by Lijewski, seconded by Flanagan to approve the awarding of the contract for City Hall cleaning to A Clean Get-Away, LLC in the amount of \$14,040.:

Roll Call Vote:

AYES: Lijewski, Flanagan, O'Donnell, Humphrey

NAYES:

ABSENT: Robertson

ABSTAINED:

Motion Carried, 4-0.

Drone Purchase (Police Department): Motion by Flanagan, seconded by O'Donnell to approve the purchase of a DJI Enterprise drone for the Police Department from Steel City Drones in the amount of \$6,969.00:

Roll Call Vote:

AYES: O'Donnell, Lijewski, Flanagan, Humphrey

NAYES:

ABSENT: Robertson

ABSTAINED:

Motion Carried, 4-0.

Vehicle Replacement (Police Department): Motion by Flanagan, seconded by Lijewski to approve the authorization of placing an order for a Police Department replacement vehicle through the Enterprise Lease Program, in the event the insurance company totals the current police vehicle:

Roll Call Vote:

AYES: O'Donnell, Lijewski, Flanagan, Humphrey

NAYES:

ABSENT: Robertson

ABSTAINED:

Motion Carried, 4-0.

New Buffalo Harbor Maintenance Dredging Engineering Proposal: Motion by Lijewski, seconded by Flanagan to approve awarding the Engineering Professional Services for the New Buffalo Harbor Maintenance Dredging in the amount of \$52,300.00

Roll Call Vote:

AYES: Flanagan, O'Donnell, Lijewski, Humphrey

NAYES:

ABSENT: Robertson

ABSTAINED:

Motion Carried, 4-0.

Annual Year-End Employees Salary Adjustment: Motion by Lijewski, seconded by Flanagan to approve the annual year-end salary adjustment for the city's 32 full and part-time employees:

Roll Call Vote:

AYES: Lijewski, Flanagan, O'Donnell, Humphrey

NAYES:

ABSENT: Robertson

ABSTAINED:

Motion Carried, 4-0.

Adjournment:

Motion by Flanagan, seconded by Lijewski to adjourn the meeting at 7:09 p.m.:

Roll Call Vote:

AYES: Lijewski, O'Donnell, Flanagan, Humphrey

NAYES:

ABSENT: Robertson

ABSTAIN:

Motion Carried, 4-0.

af

John Humphrey, Mayor

Ann M. Fidler, City Clerk

Call to Order at 6:00 p.m.

Pledge of Allegiance

Roll Call: Flanagan, Lijewski, Mayor Humphrey

Absent: O'Donnell, Robertson

Staff Present: City Manager; Darwin Watson, City Clerk; Amy Fidler, Deputy Clerk; Nancy Griffin

Approval of Agenda: Motion by Lijewski, seconded by Flanagan to approve the agenda:

Roll Call Vote:

AYES: Lijewski, Flanagan, Mayor Humphrey

NAYES:

ABSENT: O'Donnell, Robertson

ABSTAINED:

Motion Carried, 3-0.

Public Comment:

Carie O'Donnell

Eve Moran

Ray Kirkus

Tricia Bowden

Susan Traeger

Mayor Humphrey opened the public hearing for the proposed ordinance to amend sections 2-3, 6-2, 7-2 and 8-2, and add a new section 20-8 to the New Buffalo Zoning Ordinance to prohibit new short-term rentals in the R-1, R-2, and R-3 zoning districts.

Public Hearing:

Proposed ordinance to amend sections 2-3, 6-2, 7-2 and 8-2, and add a new section 20-8 to the New Buffalo Zoning Ordinance to prohibit new short-term rentals in the R-1, R-2, and R-3 zoning districts

Diane Gajos

Jason Milovich

Dan Skoczylas

Adam Tynowski

Melissa Piorkowski

Gerry Gajos

Laura Murray

Ron Watson

Matt Bardol

Ryan Nofziger

Garrett Bruinius

Betty Biernacki
Debbie Callahan
Jim Kramer
Kristin Hall
Daniel Hatch
Susan Traeger
Eve Moran

Mayor Humphrey closed the public hearing for the proposed ordinance to amend sections 2-3, 6-2, 7-2 and 8-2, and add a new section 20-8 to the New Buffalo Zoning Ordinance to prohibit new short-term rentals in the R-1, R-2, and R-3 zoning districts.

New Business

City of New Buffalo Zoning Ordinance Amendments – Ordinance to amend sections 2-3, 6-2, 7-2 and 8-2, and add a new section 20-8

Motion by Lijewski, seconded by Flanagan to approve the second reading of proposed ordinance to amend the New Buffalo Zoning Ordinance to prohibit new short-term rentals in designated residential districts, and to regulate existing residential uses in those districts as lawful nonconforming uses. Specifically, prohibiting new short-term rentals in the R-1, R-2, and R-3 districts:

Roll Call Vote:

AYES: Lijewski, Flanagan, Mayor Humphrey

NAYES:

ABSENT: Robertson, O'Donnell

ABSTAINED:

Motion Carried, 3-0.

Resolution and Letter of Support – Amtrak Engineering and Environmental Study

Motion by Lijewski, seconded by Flanagan to approve the resolution and Letter of Support for the Amtrak Engineering and Environmental Study for a New Buffalo Passenger Rail Connection:

Roll Call Vote:

AYES: Flanagan, Lijewski, Mayor Humphrey

NAYES:

ABSENT: O'Donnell, Robertson

ABSTAINED:

Motion Carried, 3-0.

GRSD Refund Resolution and Contract

Motion by Lijewski, seconded by Flanagan to approve the resolution authorizing the Galien River Sewer District's Refunding Contract:

Roll Call Vote:

AYES: Lijewski, Flanagan, Mayor Humphrey

NAYES:

ABSENT: Robertson, O'Donnell

ABSTAINED:

Motion Carried, 3-0.

Road Salt Purchase

Motion by Flanagan, seconded by Lijewski to approve the payment to Detroit Salt Company, LLC in the amount of \$12, 371.80:

Roll Call Vote:

AYES: Lijewski, Flanagan, Mayor Humphrey

NAYES:

ABSENT: Robertson, O'Donnell

ABSTAINED:

Motion Carried, 3-0.

Water Tap Materials (ETNA Supply)

Motion by Lijewski, seconded by Flanagan to approve the payment to Etna Supply for water tap materials in the amount of \$15,328.16:

Roll Call Vote:

AYES: Lijewski, Flanagan, Mayor Humphrey

NAYES:

ABSENT: O'Donnell, Robertson

ABSTAINED:

Motion Carried, 3-0.

Rezoning of 6 South Willard

Motion by Flanagan, seconded by Lijewski to approve the rezoning of 6 South Willard from General Commercial to R-1 Single Family Residential:

Roll Call Vote:

AYES: Flanagan, Lijewski, Mayor Humphrey

NAYES:

ABSENT: O'Donnell, Robertson

ABSTAINED:

Motion Carried, 3-0.

Site Plan Approval (1 North Whittaker)

Motion by Flanagan, seconded by Lijewski to approve the site plan for 1 North Whittaker:

Roll Call Vote:

AYES: Lijewski, Flanagan, Mayor Humphrey

NAYES:

ABSENT: Robertson, O'Donnell

ABSTAINED:

Motion Carried, 3-0.

Adjournment:

Motion by Flanagan, seconded by Lijewski to adjourn the meeting at 7:37 p.m.:

Roll Call Vote:

AYES: Lijewski, Flanagan, Mayor Humphrey

ABSENT: Robertson, O'Donnell

ABSTAIN:

Motion Carried, 3-0.

af

John Humphrey, Mayor

Ann M. Fidler, City Clerk




Mr. Watson,

It is my pleasure to report some of the highlights from the last month of the Police Department's operations. If you would like additional information on any of these items, please let me know.

- In the last 30 days, the NBPD has taken 72 complaints. Those include 1 accident, 3 traffic arrests, 2 assaults, and 7 ordinance related incidents.
- The Department has been conducting interviews for our full time opening and they are set to conclude this week. We have had a good response to our job posting and should have this position filled shortly after the beginning of the year.
- On December 13th officers conducted a traffic stop on a suspicious vehicle and encountered a subject who gave a false name and date of birth. Once the subject was identified, he was found to have multiple warrants for larceny and narcotics. He was lodged at Berrien County Jail.

Sincerely,


Richard L Killips

Chief of Police



MEMORANDUM

To: City Manager, Mayor & Council Members

From: Fire Chief Chris Huston

Date: December 15, 2021

Last month the Fire Department held a training meeting on November 18, 2021 and business meeting on December 2, 2021. The Department had a total of 10 fire calls.

December 6, 2021



MONTHLY WATER REPORT FOR NOVEMBER 2021

Total amount of water treated in month	11,716,000 gals
Average daily pumpage in month	391,000 gals.
Maximum treated for one day	856,000 gals.
Minimum treated for one day	179,000 gals.
Backwash water used in month	213,000 gals.

COMPARISON BY MONTH AND YEAR

November	2021 (this year) consumption	11,716,000 gals.
November	2020 (last year) consumption	17,452,000 gals.

CHEMICAL COSTS AND DATA

Chlorine used in month: 306 lbs. @ 1.2725 / lb.	\$ 389.39
Fluoride used in month: 348 lbs. @ 0.4867 / lb.	\$ 169.37
Aluminum sulfate used in month: 3,899 lbs @ \$0.1615 lb.	\$ 629.69
Total amount spent on chemicals	\$ 1,188.45
Total amount per million gallons	\$ 101.44

MAINTENANCE REPORT

1. Exercised generators and checked cathodic protection systems.
2. Cleaned up leaves @ Water Department Facilities.
3. Made further repairs on outside door @ Water Treatment Plant.
4. Air Right finished work on heater at Water Treatment Plant.

DISTRIBUTION REPORT

1. Repaired 3 - water main breaks during month.
2. Read water meters.
3. Did staking for Miss Dig Systems.
4. Did ons/offs and checked high reading complaints.
5. Did bacteriologic testing for neighboring communities.
6. Set up heat source for Elevated Water Tower telemetry.
7. Checked fire hydrants for proper drainage.
8. Finished annual flushing of Fire Hydrants during month.

FUEL REPORT

1. Gasoline consumed	89.7 gals.
2. Diesel fuel consumed	21.0 gals.
3. Total fuel consumed	110.7 gals.
4. Average per day	3.7 gals.

EQUIPMENT USAGE

Water Department backhoe	6.0 hrs.
Street Department backhoe	0.0 hrs.
Water Department Dump Truck	0.0 hrs.
Other	4.0 hrs.

BENEFIT MAN HOURS USED DURING MONTH

*	<u>vacation</u>	<u>personal</u>	<u>sick</u>	<u>total hrs.</u>
Ken Anderson	56.0 T.M. 199.0 YTD	0.0 T.M. 29.5 YTD	0.0 T.M. 24.0 YTD	56.0 T.M. 252.5 YTD
Chris Huston	0.0 T.M. 112.0 YTD	0.0 T.M. 8.0 YTD	32.0 T.M. 162.5 YTD	32.0 T.M. 282.5 YTD
Robert Gruener	24.0 T.M. 156.0 YTD	1.5 T.M. 17.5 YTD	8.0 T.M. 44.75 YTD	33.5 T.M. 218.25 YTD
Jeff Johnson	16.0 T.M. 136.0 YTD	0.0 T.M. 11.5 YTD	0.0 T.M. 11.75 YTD	16.0 T.M. 159.25 YTD

*(T.M. = This Month YTD = Year-to-date)

Proposed Work For Month of December 2021

1. Making new water taps.
2. Monitoring water system for winter operations.
3. Repairing damaged fire hydrants in water system.

Respectfully submitted,



Kenneth A. Anderson
City of New Buffalo
Water Superintendent



December 7, 2021

To: Mayor and City Council:

Winter is right around the corner, and the parks department has begun getting our winter projects completed.

The dune walk has been removed, and bids for the new dune walk will be going out this month. We are looking at getting started this spring, so if all goes well we will have a brand new dune walk for summer. I am beyond excited for this project to finally be under way, as we have been working on it for 2 years. The new dune walk consists of a new ADA walkway that will be in the lower dune, and a walkway that will be installed in the same area as the previous walkway. This will now allow people that just couldn't get up the stairs to be able to enjoy the dune and the view.

The boat ramp is now closed for the season. The docks have been pulled and everything put away for the year. One of the things we are working on for spring is going cashless. Per the request of the auditors, they do not want us to take cash anymore at the boat ramp. I have gotten a price for a second kiosk, which I will have installed near the boat ramp office so the attendants can help people with payments. I'm sure this will take a little bit of time to get used to, but it will allow us to really track the funds coming in at the boat ramp.

The Christmas decorations are up! Downtown is our usual white lights while this year we decided to make the marina and bridge all colored lights. If you haven't checked them out yet, please do so. The feedback I've gotten so far have been very positive.

City Plumbing was out to the marina to finish up some extra work we had talked about in spring. They are isolating the water supply to the docks from the building. This a much needed fix, as if we ever need to work on a pedestal we have to shut the water off to the bathroom and pedestals. Work will be completed on this project the week of 12/6/21.

Leaves have been cleaned up at Oselka park, both in the park and around the ball fields. Hopefully we don't have too many more come off the trees. The ice rink is out and I am expecting Rennie to get it put up sometime in the next week. We purchased a new liner this season, as the old one was shot. Typically, they only last 3 seasons before we have to get a new one.

Wishing everyone a Happy holiday season!

Respectfully submitted,

Kristen D'Amico
Parks Director

Monthly Permit List

12/01/2021

Building

Permit #	Contractor	Job Address	Fee Total	Const. Value
PB21-0106	Baumann Catherine	720 W Michigan ST	\$315.00	\$0
Work Description: Adding Temporary Handicapped Ramp				
PB21-0128	Bright Pearl LLC	207 N Whittaker ST	\$315.00	\$0
Work Description: Interior Demolition Only all non structural walls and Ceiling.				
PB21-0133	Uffner Michael & Joanne	328 S Berrien ST	\$315.00	\$0
Work Description: New Attached Car Port				
PB21-0137	1 North Whittaker LLC	1 N Whitaker ST	\$210.00	\$0
Work Description: Interior only demolition on existing commercial building				
PB21-0139	1 North Whittaker LLC	1 N Whitaker ST	\$633.50	\$0
Work Description: Suite Build out of existing building approximately 1,475 Sq Feet				
PB21-0140	Kunze David	232 S Chicago ST	\$525.00	\$0
Work Description: Finish Three season into permanat conditioned space				
PB21-0134	O'Meara Heather	103 N Smith ST	\$315.00	\$0
Work Description: New Inground Pool				
PB21-0141	McManus Marc & Melody	26 Preserve WAY	\$1,590.75	\$0
Work Description: New Single Family Home				
PB21-0135	Harbor Country Development LLC	311 E Buffalo ST	\$315.00	\$0
Work Description: Re-Roof				
PB21-0136	Ashbaugh Anthony E	306 E Merchant ST	\$315.00	\$0
Work Description: Re-Roof				
PB21-0138	ATKINSON, MARK & MARLA	321 Creek DR	\$315.00	\$0
Work Description: Re Roof				

Total Permits For Type:	11
Total Fees For Type:	\$5,164.25
Total Const. Value For Type:	\$0

Electrical

Permit #	Contractor	Job Address	Fee Total	Const. Value
----------	------------	-------------	-----------	--------------

PE21-0071	Dohner Jason Matthew	127 N Eagle ST	\$337.00	\$0
Work Description: Remodel electrical work to existing house				
PE21-0068	J K M REAL EST, LIMITED	428 North DR	\$168.00	\$0
Work Description: Mobile Antena Elect Work				
PE21-0069	NEW BUFFALO CITY HALL	100 Marquette Drive	\$168.00	\$0
Work Description: Cell Tower				
PE21-0070	Raykovich Timothy W & Donna M \	1501 W Water ST Unit 6	\$174.30	\$0
Work Description: Meter and Panel for Car Charger				
PE21-0067	KRESTAN, LINDA	114 N Willard ST	\$263.55	\$0
Work Description: Alteration to existing House				
PE21-0066	WOJCINSKI, ROBERT	430 Lake DR 122	\$184.80	\$0
Work Description: Alteration to existing Condo Unit				
PE21-0072	1 North Whittaker LLC	1 N Whitaker ST	\$321.30	\$0
Work Description: Alteration of existing building for new Rental Suite				
PE21-0064	GATZ, DAVID & WILLIAMS, DL	800 Clay St	\$375.90	\$0
Work Description: New Single Family House				
PE21-0065	Big Brother Real Estate Holdings	36 S Whittaker ST	\$344.40	\$0
Work Description: Electrical work for new outside bar and restaraunt area of existing busness				
PE21-0063	DFV Properties LLC	203 W Buffalo ST	\$190.05	\$0
Work Description: Electrical work to existing building				
Total Permits For Type:				10
Total Fees For Type:				\$2,527.30
Total Const. Value For Type:				\$0

Mechanical

Permit #	Contractor	Job Address	Fee Total	Const. Value
PM21-0093	Kizys Audrone	33 N Willard St	\$414.75	\$0
Work Description: New Home				
PM21-0094	Big Brother Real Estate Holdings	36 S Whittaker ST	\$246.75	\$0
Work Description: Addition to existing building				
PM21-0091	Daniel Patricia Suzanne LE	127 S Barton ST	\$189.00	\$0
Work Description: New Furnace				
PM21-0096	KELSEY, DAVID & VICKY J	217 S Mayhew ST	\$162.75	\$0

Work Description: Gas Piping

PM21-0095	Stoneburner Donald H & Susan E	22 N Willard ST	\$189.00	\$0
-----------	--------------------------------	-----------------	----------	-----

Work Description:

PM21-0092	KUSAR, CHARLES & LOIS	715 S Jameson ST	\$189.00	\$0
-----------	-----------------------	------------------	----------	-----

Work Description: Furnace

Total Permits For Type:	6
Total Fees For Type:	\$1,391.25
Total Const. Value For Type:	\$0

Plumbing

Permit #	Contractor	Job Address	Fee Total	Const. Value
----------	------------	-------------	-----------	--------------

PP21-0045	WOJCINSKI, ROBERT	430 Lake DR 122	\$304.50	\$0
-----------	-------------------	-----------------	----------	-----

Work Description: Bathroom alterations

Total Permits For Type:	1
Total Fees For Type:	\$304.50
Total Const. Value For Type:	\$0

Site Plan

Permit #	Contractor	Job Address	Fee Total	Const. Value
----------	------------	-------------	-----------	--------------

PZ21-0009	1 North Whittaker LLC	1 N Whitaker ST	\$0.00	\$0
-----------	-----------------------	-----------------	--------	-----

Work Description: Site plan application

Total Permits For Type:	1
Total Fees For Type:	\$0.00
Total Const. Value For Type:	\$0

Report Summary

Population: All Records
Permit.DateIssued Between
11/1/2021 12:00:00 AM AND
11/30/2021 11:59:59 PM

Grand Total Fees:	\$9,387.30
Grand Total Permits:	29
Grand Total Const. Value:	\$0



Leader.



City of New Buffalo Monthly Update: Code Enforcement

Dear City Manager Watson,

STR: This month we have actively been preparing for the transition to "in-house" processing of STR rental applications. We have created more detailed applications to verify all permit holders are aware of the policies of the program. A workflow chart was also established, this further creates transparency.

Citations were issued for several Unregistered Rentals. At this time, 3 of the parties found to be illegally advertising an Unregistered rental are applying for a permit.

The citation process is being worked on to facilitate a more effective process with NBPD, our prosecuting attorney, and the Berrien County Courthouse.

Ordinance Violations: Next up is creating a workflow for violation complaints on other ordinance violations. This process needs to be streamlined and prioritized. A key to this will be the paperwork tracking.

Assessing: Violators were submitted to Assessing for correction of taxes in 2020, 2021 and moving forward. Parties had claimed a "homestead" status and were found/admitted to be rentals. We also have a project in to verify the legal addresses/911 addresses for associations. Currently, Beacon/Berrien County and our Assessing Department have a different street address than the association or

post office identify. This is also important to update for emergency response.

Parks: Requested extension of Beach/Boat Launch application acceptance until recommendations can be reviewed by the council.

BS&A: Training for the Building Department has been scheduled for January. This is a virtual training and is open to participation by impacted city personnel.

Business and Long-Term Rental registrations: These programs are scheduled to begin. recommended an extension until the end of next Month.

Hiring: Hiring program needs to be implemented for assistance in Code Enforcement, including seasonal parking.

Thank you - With respect and regards, Gail

Gail Grosse

City of New Buffalo Code Enforcement Officer
ggrosse@cityofnewbuffalo.org



To: Mayor Humphrey and Council
Re: Treasurer's Monthly Report
Date: December 16, 2021

Please find attached the following items for your review:

- A. Summary of Payables as of today.
- B. Statements from:
 - Abonmarche
 - The Curcio Law Firm
 - Straub, Seaman & Allen P.C.
- C. Invoice Approval List by Fund
- D. Revenue/Expenditure Report

Please do not hesitate to contact me should you have questions or need additional information.

Kind regards,

Kate Vyskocil

Kate Vyskocil, MBA, MiCPT
Treasurer



2020-21 Significant Financial Events

The City's 2019-20 fiscal year began July 1, 2020 and ended June 30, 2021. Below is an overview of significant financial events during the year.

Grants

The City received several grants during the 2020-21 fiscal year. Some grants were utilized while others have been awarded but are still in the planning stage.

Under the First Responder Hazard Pay Premiums Program, the City received \$13,500 from the State of Michigan's Coronavirus Relief Fund to reimburse pay premiums provided to first responders who performed hazardous duty or work related to COVID-19.

Coronavirus Emergency Supplemental Funding from the Department of State Police in the amount of \$8,976 was awarded to reimburse costs for PPE supplies and safety equipment.

A \$66,074 Public Safety and Public Health Payroll Reimbursement from the Michigan Department of Treasury was received to reimburse payroll costs under the Coronavirus Aid, Relief, and Economic Security (CARES) Act.

A Michigan Department of Natural Resources Waterways Grant was received in the amount of \$189,481.19 to fund electrical upgrades at the marina. The City's match for the grant is \$189,481.19. If the project moves forward, the match is expected to come partially out of the Park Improvement fund and the balance from the LRSB fund.

A second Waterways Grant in the amount of \$500,000 was awarded to help fund a proposed broadside dock downstream from the marina to accommodate larger vessels, increase marina capacity and provide erosion control. The City's match on the grant is \$1,483,187. The funding for the match has not yet been determined.

A \$220,000 grant for the dune walk stabilization and restoration was awarded by the Michigan Department of Natural Resources Land and Water Conservation Fund. Combined with the previous grant awarded in 2018 from The Pokagon Fund, the City's portion of the \$440,000 Phase I costs is \$110,000. The City's cost is budgeted in the LRSB fund (casino local revenue sharing) fund. The engineer's estimated cost to completely restore the dune walk in multiple phases is \$864,216.

The Michigan Department of Natural Resources Recreation Passport Grant for \$122,000 was awarded in 2019 for the Marquette Greenway trail head. The project is currently in design phase. The City's cost for the \$150,000 project is offset by a Pokagon Fund grant for \$37,500, awarded in 2018, that will cover the balance of the project. There is no cost to the City for this project.

The city completed and closed out the grant received last year from the United States Department of Agriculture, Rural Development in the amount of \$51,000 to undertake the planning and engineering necessary for the possible redevelopment of the community's waterfront area along Lake Michigan and the Galien River.

Other Revenue Received

Property tax revenue for the 2020-21 fiscal year was \$2,498,140, an increase of \$60,077 from the previous fiscal year.

The City received \$220,880 in revenue sharing funds from the Local Revenue Sharing Board. This disbursement was almost \$80,000 less than previous years due to the casino being closed during COVID. Since the LRSB fund is used primarily for special projects and is not an operating fund of the City, the reduction in revenue sharing did not have a significant impact on the City's general financial status.

The old hardware store building owned by the City, at 435 S. Whittaker, was sold for \$90,400 in December of 2020. However, by law proceeds of the sale in the amount of \$53,484 went to Berrien County.

Short term rental fee revenue was \$70,275, an increase of \$21,050 from 2019-20.

Expenditures

Due to COVID, many anticipated and budgeted expenditures did not occur.

A new code enforcement position was created and hired (\$40,560), a fourth streets department position was added and hired (\$38,729), and an additional police officer was added to the City's police force (\$48,192). All three positions receive benefits and are paid out of the General Fund.

The City entered into a vehicle leasing agreement with Enterprise. Costs for the 2020-21 year were minimal due to the program starting at the end of the fiscal year. Costs for the upcoming fiscal year are expected to be \$40,202.

General Fund expenditures included a storm sewer repairs and maintenance (\$44,104), blacktop at the end of the Whittaker Street bridge (\$35,000), tree removals (\$29,025), a new mower (\$6,500), a tire changing machine for the garage (\$4,699), LED replacement lights at the fire department (\$4,910), grading of Stromer road (\$4,600), security upgrades to city hall (\$11,693), a lease payment on a Chevy Silverado for the police dept (\$11,972), repairs to the City's backhoe (\$10,076), portable radios for police (\$17,484), short-term rental host compliance software (\$14,723), legal fees (\$42,592), ambulance services (\$109,238), the fire services agreement with New Buffalo Township (\$24,000), cemetery contributions (\$30,000); the debt payment on the 2017 bond (\$127,543), insurance through MMRMA (\$115,422), a transfer to the Park fund (\$100,000) and engineering for high water mitigation (\$6,000).

The traffic signal at Whittaker was replaced by MDOT; the City's cost (\$23,742) was paid out of the Major Street Fund. The Major and Local Street Funds are funded by primarily by the state gas tax. Winter salt costs (\$33,287) were paid out of both the Major Street fund and the Local Street fund.

The Water department utilized water funds to engineer and repaint the water reservoir tank (\$170,475), began engineering to conduct a required reliability study and plan update (\$19,006), replaced a filter control (\$6,954), repaired the blacktop following a water main repair on North drive (\$9,820), inspected and repaired the water intake pipeline (\$4,400), made the annual payment on the Lighthouse Creek drain (\$76,594), replaced a high service meter (\$4,594), 2" waterline repair (\$9,900), and purchased a power flex UFD drive (\$6,324).

Parks fund expenditures included sandblasting and painting the transient marina docks (\$14,850), patching and resealing of the boat ramp parking lot (\$25,200), a new beach rake (\$50,500—paid by the LRSB fund), the lifeguard program (\$46,128), replacement of a concrete pad at the boat launch (\$3,950), marina concrete repairs (\$14,350), concrete blocks at the beach to mitigate high water damage (\$5,760), freight and installation of the blocks (\$8,700), purchase and installation of an ADA compliant shower at the beach (\$4,455), new trash cans and a picnic table at the dog park (\$2,290). There were also expenses as a result of the fire at the marina building which have been submitted to the City's insurance provider for reimbursement.

The LRSB fund (casino revenue sharing) paid for the removal of the marina docks, the addition of extensions to raise the docks above the high water level, and reinstallation of the docks (\$56,750); engineering for the Smith Street pocket park & Marquette Greenway trailhead, and a transfer (\$40,000) to the Equipment Purchase fund to cover the cost of the new beach rake.

During the 2020-21 fiscal year, \$44,970 in funds from the 2017 Capital Improvement Bond was spent to repair and pave city streets as part of the city's Street Paving Program. The previous fiscal year, \$606,001 was spent on street paving from the bond. Currently, the bond account balance is \$52,977. The remaining amount is expected to be used this year on further road repairs.

The 2017 bond has an interest rate of 2.449%. It is scheduled to be paid in full in May of 2032. The bond account received \$44 in interest in 2020-21, a significant reduction from the \$2,052 in interest for the 2019-20 fiscal year. Since the bond funds were initially deposited, the account has received a total of \$19,846 in interest. The bond payment for 2020-21 was \$339,300, paid out of the General fund, the Sewer fund and the Water fund.

BANK CODE: POOL CHECK DATE: 12/14/2021 INVOICE PAY DATE FROM 12/14/2021 TO 12/14/2021

Check Date	Bank	Check #	Vendor Code	Vendor Name	Amount	# Invoices
12/14/2021	POOL	00000042143	2862	ABONMARCHE CONSULTANTS INC	14,159.50	4
12/14/2021	POOL	00000042144	3777	AIR RIGHT TECHNOLOGIES	2,097.00	1
12/14/2021	POOL	00000042145	1004	ALEXANDER CHEMICAL CORP	4,014.48	2
12/14/2021	POOL	00000042146	3490	AMERICAN SAFETY & FIRST AID	76.41	2
12/14/2021	POOL	00000042147	2038	ANDERSON, KENNETH	50.00	1
12/14/2021	POOL	00000042148	3389	ART-FX SIGN CO	300.00	1
12/14/2021	POOL	00000042149	1083	AT&T	476.39	3
12/14/2021	POOL	00000042150	3414	BEAVER RESEARCH CO	773.03	1
12/14/2021	POOL	00000042151	2116	BERRIEN COUNTY TREASURER ASSN	10.00	1
12/14/2021	POOL	00000042152	MISC	BICKERSTAFF, JOHN	109.55	1
12/14/2021	POOL	00000042153	4515	BLOSSOMLAND ACCOUTNING	812.50	1
12/14/2021	POOL	00000042154	4042	BLUE CROSS BLUE SHIELD OF MICH	29,893.85	1
12/14/2021	POOL	00000042155	4298	BOLTON, JOSHUA	50.00	1
12/14/2021	POOL	00000042156	3778	CCP INDUSTRIES	665.62	2
12/14/2021	POOL	00000042157	4534	CDW GOVERNMENT	4,240.96	3
12/14/2021	POOL	00000042158	4712	CHARLES NICHOLAS CURCIO	2,652.96	1
12/14/2021	POOL	00000042159	2029	CITY OF NEW BUFFALO	2,092.43	2
12/14/2021	POOL	00000042160	3469	CLUSTER, MICHAEL	50.00	1
12/14/2021	POOL	00000042161	4462	D'AMICO KRISTEN	50.00	1
12/14/2021	POOL	00000042162	4782	DOMESTIC UNIFORM RENTALS	1,057.58	12
12/14/2021	POOL	00000042163	4911	DUNELAND CUSTOM REPAIR CENTER	7,689.66	2
12/14/2021	POOL	00000042164	4068	ELAN CORP. PAYMENT SYSTEMS	1,964.32	1
12/14/2021	POOL	00000042165	4812	ENTERPRISE FM TRUST	3,201.27	1
12/14/2021	POOL	00000042166	1047	ETNA SUPPLY COMPANY	350.96	1
12/14/2021	POOL	00000042167	2061	FRONTIER LAWN & REC INC	24.19	1
12/14/2021	POOL	00000042168	4711	GABRIDGE & COMPANY, PLC	75.00	1
12/14/2021	POOL	00000042169	3141	GASVODA & ASSOCIATES INC	532.00	1
12/14/2021	POOL	00000042170	4787	GIVE EM A BRAKE SAFETY	450.00	1
12/14/2021	POOL	00000042171	1058	GRSD SEWER AUTHORITY	36,997.70	4
12/14/2021	POOL	00000042172	3529	GRUENER, ROBERT	50.00	1
12/14/2021	POOL	00000042173	1065	HERALD PALLADIUM	1,111.79	1
12/14/2021	POOL	00000042174	4546	HOSTETLER LAWN & LANDSC	16,560.00	1
12/14/2021	POOL	00000042175	4367	HOUSEAL LAVIGNE ASSOCIATES	697.50	1
12/14/2021	POOL	00000042176	3678	HUSTON, CHRISTOPHER	50.00	1
12/14/2021	POOL	00000042177	1073	INDIANA MICHIGAN POWER	2,879.41	6
12/14/2021	POOL	00000042178	4173	INTEGRA CERT. DOCUMENT DESTRUCTION	43.08	1
12/14/2021	POOL	00000042179	4693	J. P. GILLEN & ASSOCIATES/EDGE IT	2,950.00	1
12/14/2021	POOL	00000042180	3531	JOHNSON, JEFFREY	50.00	1
12/14/2021	POOL	00000042181	2769	KNOLL BROS INC	40.00	1
12/14/2021	POOL	00000042182	4206	LAKESHORE RECYCLING & DISPOSAL LLC	22,147.28	2
12/14/2021	POOL	00000042183	4975	LAPORTE CO HERALD DISPATCH	935.06	1
12/14/2021	POOL	00000042184	4978	LAPORTE CO HERALD DISPATCH	109.80	1
12/14/2021	POOL	00000042185	5001	LED OUTFITTERS	731.85	1
12/14/2021	POOL	00000042186	MISC	LEMONNIER, SHARI	1,100.00	1
12/14/2021	POOL	00000042187	4995	LINDE GAS & EQUIPMENT INC	98.86	1
12/14/2021	POOL	00000042188	3382	MEDIC 1	9,283.42	1
12/14/2021	POOL	00000042189	3524	MENARDS	1,844.28	5
12/14/2021	POOL	00000042190	3439	MICHIGAN MUNICIPAL LEAGUE	480.00	1
12/14/2021	POOL	00000042191	4062	MICHIGAN STATE POLICE	43.25	1
12/14/2021	POOL	00000042192	4062	MICHIGAN STATE POLICE	43.25	1
12/14/2021	POOL	00000042193	2139	MISS DIG SYSTEM	1,811.15	1
12/14/2021	POOL	00000042194	1184	MML - WORKERS COMPENSATION FUND	1,456.40	1
12/14/2021	POOL	00000042195	4061	MMRMA	610.00	1
12/14/2021	POOL	00000042196	1113	NEW BUFFALO AREA SCHOOLS	1,684.01	1
12/14/2021	POOL	00000042197	4498	NEW BUFFALO HARDWARE	512.48	13
12/14/2021	POOL	00000042198	4498	NEW BUFFALO HARDWARE	11.87	3
12/14/2021	POOL	00000042199	2032	NEW BUFFALO TOWNSHIP	2,000.00	1
12/14/2021	POOL	00000042200	2820	NIES ENGINEERING	3,195.02	1

CHECK PROOF

Page: 2/2

BANK CODE: POOL CHECK DATE: 12/14/2021 INVOICE PAY DATE FROM 12/14/2021 TO 12/14/2021

Check Date	Bank	Check #	Vendor Code	Vendor Name	Amount	# Invoices
12/14/2021	POOL	00000042201	1090	OZINGA READY MIX CONCRETE INC	1,532.38	2
12/14/2021	POOL	00000042202	3519	PAJAY INC	12,100.00	3
12/14/2021	POOL	00000042203	1100	PARRETT COMPANY	62.06	1
12/14/2021	POOL	00000042204	2085	PINE GROVE CEMETERY AUTHORITY	2,500.00	1
12/14/2021	POOL	00000042205	4924	POLICE AND SHERIFFS PRESS	17.58	1
12/14/2021	POOL	00000042206	4684	PRIDE THE PORTABLE TOILET COMPANY	450.00	3
12/14/2021	POOL	00000042207	2806	PRINTING SYSTEMS	253.12	1
12/14/2021	POOL	00000042208	2967	REPROGRAPHIC ARTS INC	458.75	1
12/14/2021	POOL	00000042209	2065	RIDGE AUTO PARTS	501.50	8
12/14/2021	POOL	00000042210	4703	SAFEBUILT LLC	21,645.76	2
12/14/2021	POOL	00000042211	2374	SEIFERT'S FARM SUPPLY	243.50	2
12/14/2021	POOL	00000042212	1084	SEMCO ENERGY GAS CO.	2,618.24	2
12/14/2021	POOL	00000042213	3302	SHAFFNER TIRE	308.25	1
12/14/2021	POOL	00000042214	3107	SIEMANS	110.99	1
12/14/2021	POOL	00000042215	3199	SITTIG ASSESSMENT SERVICES LLC	2,142.50	1
12/14/2021	POOL	00000042216	3156	STAPLES	243.76	1
12/14/2021	POOL	00000042217	4186	STAR UNIFORMS	29.00	1
12/14/2021	POOL	00000042218	4186	STAR UNIFORMS	999.00	1
12/14/2021	POOL	00000042219	3497	STATE OF MICHIGAN DEQ	150.00	1
12/14/2021	POOL	00000042220	3497	STATE OF MICHIGAN DEQ	120.00	1
12/14/2021	POOL	00000042221	4999	STEEL CITY DRONES	6,969.00	1
12/14/2021	POOL	00000042222	4825	STRAUB, SEAMAN & ALLEN P.C.	172.00	1
12/14/2021	POOL	00000042223	4153	TILLERY, RUSSELL	50.00	1
12/14/2021	POOL	00000042224	2969	USA BLUEBOOK	450.16	3
12/14/2021	POOL	00000042225	3922	VERIZON WIRELESS	705.13	1
12/14/2021	POOL	00000042226	4487	VYSKOCIL, KATHRYN	50.00	1
12/14/2021	POOL	00000042227	4717	WEST MICHIGAN CRIMINAL JUSTICE	194.38	1
12/14/2021	POOL	00000042228	3614	WORKING WELL	185.00	1

Num Checks: 86

Num Stubs: 0

Num Invoices: 153

Total Amount: 242,709.18



Engineering • Architecture • Land Surveying

CITY OF NEW BUFFALO

Attn: Kate Vyskocil
City Hall
224 W. Buffalo Street
New Buffalo, MI 49117

✓
Robertson
11/15/2021

INVOICE

No. 137836
11/11/2021

19-0636 As-Needed Public Works and Parks Technical Assistance

Project Manager: Anthony C. McGhee

Drainage Study Modeling

Invoice Amount

\$500.00

All invoices are due upon receipt. After 30 days, interest of 1.5% per month will be added to any unpaid balance.

If, upon receipt of an invoice from Abonmarche, the client has any questions, or if there are any discrepancies in the invoice, the Client shall identify the issue in writing within ten (10) days of its receipt. If no written objection is made within the ten (10) day period, any such objection shall be deemed waived.

Please remit to **Abonmarche Consultants, Inc.**
PO Box 1088
Benton Harbor, MI 49023

101-265-9463



Engineering • Architecture • Land Surveying

CITY OF NEW BUFFALO

Attn: Kate Vyskocil
City Hall
224 W. Buffalo Street
New Buffalo, MI 49117

*Handwritten signature: K. Vyskocil
11/15/2021*

INVOICE

No. 137841
11/11/2021

20-1445 New Buffalo Dune Walk

Project Manager: Thomas R Runkle

Conducting bid opening, bid tabulation, and contractor ward recommendation. Professional services completed through 10/31/2021.

	Contract Amount	Previously Invoiced	Current Invoice	Remaining Contract
400 Preliminary Design	\$22,300.00	\$22,300.00	\$0.00	\$0.00
500 Final Design	\$24,500.00	\$20,612.50	\$0.00	\$3,887.50
540 Bidding & Negotiation	\$3,000.00	\$1,056.25	\$585.00	\$1,358.75
600 Construction Administration	\$7,500.00	\$0.00	\$0.00	\$7,500.00
950 Reimbursables	\$444.55	\$444.55	\$0.00	\$0.00
Totals:	\$57,744.55	\$44,413.30	\$585.00	\$12,746.25

Invoice Amount

\$585.00

All invoices are due upon receipt. After 30 days, interest of 1.5% per month will be added to any unpaid balance.

If, upon receipt of an invoice from Abonmarche, the client has any questions, or if there are any discrepancies in the invoice, the Client shall identify the issue in writing within ten (10) days of its receipt. If no written objection is made within the ten (10) day period, any such objection shall be deemed waived.

Please remit to **Abonmarche Consultants, Inc.**
PO Box 1088
Benton Harbor, MI 49023

Handwritten: 209-751-974



Engineering • Architecture • Land Surveying

CITY OF NEW BUFFALO

Attn: Kate Vyskocil
City Hall
224 W. Buffalo Street
New Buffalo, MI 49117

✓
Q. Watson
11/15/2021

INVOICE

No. 137847
11/11/2021

20-1493 Smith Street Pocket Park

Project Manager: Jason W. Marquardt

Completion of landscaping layout, preliminary design, Grade Inspection submittal and MDOT GI Meeting.
Professional services completed through 10/31/2021.

	Contract Amount	Previously Invoiced	Current Invoice	Remaining Contract
250 Topo	\$1,800.00	\$1,590.50	\$209.50	\$0.00
430 Landscaping Design	\$6,700.00	\$168.75	\$3,531.25	\$3,000.00
500 Final Design	\$9,000.00	\$4,723.30	\$4,000.00	\$276.70
540 Bidding	\$2,000.00	\$0.00	\$0.00	\$2,000.00
Totals:	\$19,500.00	\$6,482.55	\$7,740.75	\$5,276.70

Invoice Amount

\$7,740.75

All invoices are due upon receipt. After 30 days, interest of 1.5% per month will be added to any unpaid balance.

If, upon receipt of an invoice from Abonmarche, the client has any questions, or if there are any discrepancies in the invoice, the Client shall identify the issue in writing within ten (10) days of its receipt. If no written objection is made within the ten (10) day period, any such objection shall be deemed waived.

Please remit to: Abonmarche Consultants, Inc.

315 W. Jefferson Blvd.

South Bend, IN 46601

105-670-970-11



Engineering • Architecture • Land Surveying

CITY OF NEW BUFFALO

City Hall
224 W. Buffalo Street
New Buffalo, MI 49117

*Handwritten signature: R. Watson
11/30/2021*

INVOICE

No. 137938
11/22/2021

21-0751 2021 Streets Resurfacing Project

Project Manager: Jason W. Marquardt

Completing on-site construction inspection, contractor coordination, and construction administration. Completing HMA extraction testing. Professional services completed through 11/15/2021.

Invoice Amount

\$10,776.60

All invoices are due upon receipt. After 30 days, interest of 1.5% per month will be added to any unpaid balance.

If, upon receipt of an invoice from Abonmarche, the client has any questions, or if there are any discrepancies in the invoice, the Client shall identify the issue in writing within ten (10) days of its receipt. If no written objection is made within the ten (10) day period, any such objection shall be deemed waived.

Please remit to **Abonmarche Consultants, Inc.**
PO Box 1088
Benton Harbor, MI 49023

Handwritten: 403-970-993

RECEIVED
NOV 29 2021
CITY OF NEW BUFFALO



THE CURCIO LAW FIRM

16905 Birchview Drive
Nunica, Michigan 49448

City of New Buffalo
224 West Buffalo Street New
Buffalo, MI 49117

7-00001-NB - General

INVOICE

Invoice # 401
Date: 12/01/2021
Due Upon Receipt

Invoice Number	Services Commencing	Services Through	Service Fee
401	11/1/21	11/30/21	\$2,652.96

STRAUB, SEAMAN & ALLEN P.C.

1014 Main Street
P.O. Box 318
St. Joseph, MI 49085

Tel. 269.982.1600
www.lawssa.com
Tax ID: 38-2509138

CITY OF NEW BUFFALO
224 W Buffalo
New Buffalo, MI 49117

Statement No. 828202
Statement Date: 12/06/2021
Account No. 500.43307
Page: 1

Attn: Kate Kvykocil

Plaintiff: Richards/Estate of David
Def/Insd: City of New Buffalo
Claim No: Unknown
D/L: Unknown

CURRENT BILLING PERIOD

BALANCE DUE

\$172.00

INVOICE GL DISTRIBUTION REPORT
 POST DATES 11/10/2021 - 12/14/2021
 BOTH JOURNALIZED AND UNJOURNALIZED
 BOTH OPEN AND PAID

Page: 1/11

GL Number	Invoice Date	Vendor	Invoice Desc.	Invoice	Due Date	Amount	check #
Fund 101 GENERAL FUND							
Dept 000							
101-000-033.000	12/08/21	BICKERSTAFF, JOHN	UB refund for account: 0000000747	12/08/2021	12/14/21	23.37	42152
			Total For Dept 000			23.37	
Dept 101 LEGISLATIVE							
101-101-724.200	11/15/21	MML - WORKERS COMPENSATION FUN	WORKER'S COMP PAYROLL AUDIT	4587206	12/14/21	145.64	42194
			Total For Dept 101 LEGISLATIVE			145.64	
Dept 172 EXECUTIVE							
101-172-716.000	11/19/21	BLUE CROSS BLUE SHIELD OF MICH	BLUE CROSS PPO 500 PLAN DEC 2021	11921	12/14/21	1,267.16	42136
101-172-716.000	12/14/21	BLUE CROSS BLUE SHIELD OF MICH	BLUE CROSS PPO 500 PLAN JAN 2021	121421	12/14/21	1,267.15	42154
101-172-724.200	11/15/21	MML - WORKERS COMPENSATION FUN	WORKER'S COMP PAYROLL AUDIT	4587206	12/14/21	145.64	42194
101-172-752.200	11/27/21	ELAN CORP. PAYMENT SYSTEMS	CREDIT CARD/ALL DEPARTMENTS/10/01/2	4715110301872797	12/14/21	73.17	42133
101-172-850.200	10/24/21	VERIZON WIRELESS	VERIZON/10/24/21-12/10/21	9893489506	12/14/21	31.09	42225
			Total For Dept 172 EXECUTIVE			2,784.21	
Dept 215 CLERK							
101-215-718.000	11/19/21	BLUE CROSS BLUE SHIELD OF MICH	BLUE CROSS PPO 500 PLAN DEC 2021	11921	12/14/21	1,509.98	42136
101-215-718.000	12/14/21	BLUE CROSS BLUE SHIELD OF MICH	BLUE CROSS PPO 500 PLAN JAN 2021	121421	12/14/21	1,509.98	42154
101-215-724.200	11/15/21	MML - WORKERS COMPENSATION FUN	WORKER'S COMP PAYROLL AUDIT	4587206	12/14/21	145.64	42194
101-215-752.200	11/27/21	ELAN CORP. PAYMENT SYSTEMS	CREDIT CARD/ALL DEPARTMENTS/10/01/2	4715110301872797	12/14/21	39.09	42133
101-215-752.200	11/26/21	ELAN CORP. PAYMENT SYSTEMS	ELAN CREDIT CARD/11/2021	11/01/21	12/14/21	67.61	42164
101-215-756.000	11/27/21	ELAN CORP. PAYMENT SYSTEMS	CREDIT CARD/ALL DEPARTMENTS/10/01/2	4715110301872797	12/14/21	22.00	42133
101-215-831.000	11/27/21	ELAN CORP. PAYMENT SYSTEMS	CREDIT CARD/ALL DEPARTMENTS/10/01/2	4715110301872797	12/14/21	120.00	42133
101-215-900.100	10/27/21	REPROGRAPHIC ARTS INC	FOIA/PRINTING/CLERK	2021-41714	12/14/21	458.75	42208
			Total For Dept 215 CLERK			3,873.05	
Dept 253 TREASURER							
101-253-718.000	11/19/21	BLUE CROSS BLUE SHIELD OF MICH	BLUE CROSS PPO 500 PLAN DEC 2021	11921	12/14/21	1,320.70	42136
101-253-718.000	12/14/21	BLUE CROSS BLUE SHIELD OF MICH	BLUE CROSS PPO 500 PLAN JAN 2021	121421	12/14/21	1,320.70	42154
101-253-724.200	11/15/21	MML - WORKERS COMPENSATION FUN	WORKER'S COMP PAYROLL AUDIT	4587206	12/14/21	145.64	42194
101-253-801.200	10/01/21	BLOSSOMLAND ACCOUTNING	ACCOUNTING SERVICE/10/01/21-10/31/2	10/01/21	12/14/21	812.50	42153
101-253-831.000	12/10/21	BERRIEN COUNTY TREASURER ASSN	BERRIEN COUNTY TREASURER'S ASSOC DU	121021	12/14/21	10.00	42151
101-253-853.000	12/01/21	VYSKOCIL, KATHRYN	PHONE STIPEND/VYSKOCIL/12/01/21	12/01/21	12/14/21	50.00	42226
101-253-900.000	11/18/21	SBF ENTERPRISES	PRINTING & POSTAGE BALANCE WINTER T	0135942	12/14/21	901.57	42142
101-253-910.200	11/27/21	ELAN CORP. PAYMENT SYSTEMS	CREDIT CARD/ALL DEPARTMENTS/10/01/2	4715110301872797	12/14/21	15.00	42133
			Total For Dept 253 TREASURER			4,576.11	
Dept 257 ASSESSOR							
101-257-801.200	12/10/21	SITTIG ASSESSMENT SERVICES LLC	ASSESSING SREVICES NOVEMBER 2021	121021	12/14/21	2,142.50	42215
			Total For Dept 257 ASSESSOR			2,142.50	
Dept 265 GENERAL GOVERNMENT							
101-265-718.000	11/19/21	BLUE CROSS BLUE SHIELD OF MICH	BLUE CROSS PPO 500 PLAN DEC 2021	11921	12/14/21	1,934.43	42136
101-265-718.000	12/14/21	BLUE CROSS BLUE SHIELD OF MICH	BLUE CROSS PPO 500 PLAN JAN 2021	121421	12/14/21	2,734.27	42154
101-265-724.200	11/15/21	MML - WORKERS COMPENSATION FUN	WORKER'S COMP PAYROLL AUDIT	4587206	12/14/21	145.64	42194
101-265-752.200	11/19/21	STAPLES	OFFICE SUPPLIES/GEN GOV	6035517820074317	12/14/21	243.76	42216
101-265-752.200	11/26/21	ELAN CORP. PAYMENT SYSTEMS	ELAN CREDIT CARD/11/2021	11/01/21	12/14/21	153.59	42164
101-265-756.000	11/27/21	ELAN CORP. PAYMENT SYSTEMS	CREDIT CARD/ALL DEPARTMENTS/10/01/2	4715110301872797	12/14/21	86.58	42133
101-265-756.000	11/19/21	MENARDS	CHRISTMAS TREE DEC CITY HALL	88409	12/14/21	212.88	42189
101-265-756.000	11/19/21	AMERICAN SAFETY & FIRST AID	FIRST AID SUPPLIES/GEN GOV/11/19/21	713222-IN	12/14/21	59.51	42146
101-265-756.000	11/26/21	ELAN CORP. PAYMENT SYSTEMS	ELAN CREDIT CARD/11/2021	11/01/21	12/14/21	126.57	42164
101-265-759.200	11/01/21	NEW BUFFALO AREA SCHOOLS	NBAS GASOLINE/11/01/21-11/30/21	571	12/14/21	2.86	42196
101-265-801.200	12/08/21	GABRIDGE & COMPANY, PLC	SHORT TERM DISABILITY CONSULTING	7336309	12/14/21	75.00	42168

INVOICE GL DISTRIBUTION REPORT
 POST DATES 11/10/2021 - 12/14/2021
 BOTH JOURNALIZED AND UNJOURNALIZED
 BOTH OPEN AND PAID

Page: 2/11

GL Number	Invoice Date	Vendor	Invoice Desc.	Invoice	Due Date	Amount	check #
Fund 101 GENERAL FUND							
Dept 265 GENERAL GOVERNMENT							
101-265-801.200	12/08/21	HOUSEAL LAVIGNE ASSOCIATES	ZONING ORDINANCE UDATE	5339	12/14/21	697.50	42175
101-265-801.200	11/26/21	ELAN CORP. PAYMENT SYSTEMS	ELAN CREDIT CARD/11/2021	11/01/21	12/14/21	160.43	42164
101-265-801.300	11/11/21	INTEGRA CERT. DOCUMENT DESTRU	DOCUMENT DESTRUCTION/POLICE	0028076010	12/14/21	43.08	42178
101-265-831.000	11/02/21	MICHIGAN MUNICIPAL LEAGUE	CDL CONSORTIUM DREVERS FEE-MEMBER/0	23599	12/14/21	480.00	42190
101-265-854.200	10/24/21	VERIZON WIRELESS	VERIZON/10/24/21-12/10/21	9893489506	12/14/21	152.26	42225
101-265-854.300	11/04/21	CDW GOVERNMENT	ADOBE YEARLY RENEWAL/2021-2022	N170691	12/14/21	2,026.88	42157
101-265-900.000	10/16/21	LAPORTE CO HERALD DISPATCH	NEW PAPER ADDS/GEN GOV/PLNNGING COMM	2873-10	12/14/21	213.50	42183
101-265-900.000	11/08/21	PRINTING SYSTEMS	PRINTING W2'S AND ENVELOPES/GEN GOV	220929	12/14/21	253.12	42207
101-265-900.000	11/27/21	HERALD PALLADIUM	ORDINANCE ADD/GEN GOV/11/27/21	300574415	12/14/21	1,111.79	42173
101-265-900.000	11/04/21	LAPORTE CO HERALD DISPATCH	PRINTING/ORDINANCE/GEN GOV	70201677	12/14/21	109.80	42184
101-265-924.200	12/08/21	COMCAST	COMCAST CITY HALL/POLICE	120721	12/14/21	255.69	42139
101-265-924.200	11/03/21	INDIANA MICHIGAN POWER	ELECTRIC/GEN GOV/POLICE/11/03/21-12	04342433929-11	12/14/21	412.89	42177
101-265-930.300	11/03/21	DOMESTIC UNIFORM RENTALS	BUILDING SUPPLIES/GEN GOV/11/03/21	1103219505	12/14/21	155.35	42162
101-265-930.300	11/17/21	DOMESTIC UNIFORM RENTALS	BUILDING SUPPLIES/GEN GOV/11/17/21	1117219505	12/14/21	155.35	42162
101-265-933.000	11/10/21	J. P. GILLEN & ASSOCIATES/EDGE	TECH SUPPPORT/GEN GOV	1471	12/14/21	2,950.00	42179
101-265-946.300	11/18/21	ABONMARCHE CONSULTANTS INC	AS NEEDED PUBLIC WORKS/PARKS TECH A	137836	12/14/21	500.00	42143
101-265-946.300	12/02/21	ABONMARCHE CONSULTANTS INC	SHORELINE PROTECTION ENGINEERING	137595	12/14/21	5,333.75	42143
Total For Dept 265 GENERAL GOVERNMENT						20,786.48	
Dept 266 ATTORNEY							
101-266-826.400	12/01/21	CHARLES NICHOLAS CURCIO	LEGAL SERVICES NOVEMBER 2021	401	12/14/21	2,652.96	42158
101-266-826.500	12/08/21	STRAUB, SEAMAN & ALLEN P.C.	RICHARDS ESTATE FOIA	828202	12/14/21	172.00	42222
Total For Dept 266 ATTORNEY						2,824.96	
Dept 301 POLICE							
101-301-718.000	11/15/21	BLUE CROSS BLUE SHIELD OF MICH	HEALTH INSURANCE--PPO 1000 PLAN DEC	111521	12/14/21	4,636.39	42135
101-301-718.000	11/19/21	BLUE CROSS BLUE SHIELD OF MICH	BLUE CROSS PPO 500 PLAN DEC 2021	11921	12/14/21	2,063.10	42136
101-301-718.000	12/14/21	BLUE CROSS BLUE SHIELD OF MICH	BLUE CROSS PPO 500 PLAN JAN 2021	121421	12/14/21	8,755.55	42154
101-301-724.200	11/15/21	MML - WORKERS COMPENSATION FUN	WORKER'S COMP PAYROLL AUDIT	4587206	12/14/21	145.64	42194
101-301-756.000	11/27/21	ELAN CORP. PAYMENT SYSTEMS	CREDIT CARD/ALL DEPARTMENTS/10/01/2	4715110301872797	12/14/21	24.87	42133
101-301-759.200	11/01/21	NEW BUFFALO AREA SCHOOLS	NBAS GASOLINE/11/01/21-11/30/21	571	12/14/21	931.84	42196
101-301-759.200	12/04/21	KNOLL BROS INC	GASOLINE/CAR 4702/POLICE	12/04/21	12/14/21	40.00	42181
101-301-768.000	11/27/21	ELAN CORP. PAYMENT SYSTEMS	CREDIT CARD/ALL DEPARTMENTS/10/01/2	4715110301872797	12/14/21	84.98	42133
101-301-768.000	07/31/21	STAR UNIFORMS	BELT KEEPERS/POLICE	24392-1	12/14/21	29.00	42217
101-301-768.000	11/26/21	ELAN CORP. PAYMENT SYSTEMS	ELAN CREDIT CARD/11/2021	11/01/21	12/14/21	424.92	42164
101-301-801.200	11/06/21	MICHIGAN STATE POLICE	LIVESCAN/POLICE	551-5912333	12/14/21	43.25	42192
101-301-801.200	12/06/21	MICHIGAN STATE POLICE	LIVE SCAN/POLICE	551593039	12/14/21	43.25	42191
101-301-801.200	11/30/21	WORKING WELL	COVID TESTING/STREET DRUG SCREENING	00370327	12/14/21	35.00	42228
101-301-850.200	12/01/21	TILLERY, RUSSELL	PHONE STIPEND/TILLERY/POLICE/12/01/	12/01/21	12/14/21	50.00	42223
101-301-850.200	12/01/21	CLUSTER, MICHAEL	PHONE STIPEND/CLUSTER/POLICE/12/01/	12/01/21	12/14/21	50.00	42160
101-301-850.200	10/24/21	VERIZON WIRELESS	VERIZON/10/24/21-12/10/21	9893489506	12/14/21	278.67	42225
101-301-900.000	11/18/21	POLICE AND SHERIFFS PRESS	PRINTING/POLICE	155310	12/14/21	17.58	42205
101-301-900.000	11/26/21	ELAN CORP. PAYMENT SYSTEMS	ELAN CREDIT CARD/11/2021	11/01/21	12/14/21	175.00	42164
101-301-924.200	12/08/21	COMCAST	COMCAST CITY HALL/POLICE	120721	12/14/21	255.69	42139
101-301-924.200	11/03/21	INDIANA MICHIGAN POWER	ELECTRIC/GEN GOV/POLICE/11/03/21-12	04342433929-11	12/14/21	412.88	42177
101-301-930.300	11/03/21	DOMESTIC UNIFORM RENTALS	BUILDING SUPPLIES/POLICE/11/03/21	1103219705	12/14/21	105.00	42162
101-301-930.300	11/17/21	DOMESTIC UNIFORM RENTALS	BUILDING SUPPLIES/POLICE/11/17/21	1117219705	12/14/21	105.00	42162
101-301-931.800	11/27/21	ELAN CORP. PAYMENT SYSTEMS	CREDIT CARD/ALL DEPARTMENTS/10/01/2	4715110301872797	12/14/21	468.76	42133
101-301-931.800	11/26/21	ELAN CORP. PAYMENT SYSTEMS	ELAN CREDIT CARD/11/2021	11/01/21	12/14/21	78.97	42164
101-301-932.900	10/11/21	ART-FX SIGN CO	PRINTED VINYL GRAPHICS/POLICE	2142	12/14/21	300.00	42148
101-301-932.900	11/04/21	SIEMANS	CHARGER REPAIR/POLICE	14902	12/14/21	110.99	42214
101-301-932.900	11/18/21	RIDGE AUTO PARTS	OIL FILTER/POLICE	444800	12/14/21	66.26	42209
101-301-940.900	11/16/21	PARRETT COMPANY	COPIER RENTAL/11/16/21/POLICE	61650	12/14/21	62.06	42203

INVOICE GL DISTRIBUTION REPORT
 POST DATES 11/10/2021 - 12/14/2021
 BOTH JOURNALIZED AND UNJOURNALIZED
 BOTH OPEN AND PAID

Page: 3/11

GL Number	Invoice Date	Vendor	Invoice Desc.	Invoice	Due Date	Amount	check #
Fund 101 GENERAL FUND							
Dept 301 POLICE							
101-301-979.000	12/01/21	STEEL CITY DRONES	DRONE--POLICE DEPARTMENT	1288	12/14/21	6,969.00	42221
101-301-979.000	12/01/21	STAR UNIFORMS	CONCEABLE CARRIER/CLUSTER/POLICE	25577-1	12/14/21	999.00	42218
101-301-983.000	12/08/21	ENTERPRISE FM TRUST	VEHICLE LEASES	FBN4356850	12/14/21	558.97	42165
Total For Dept 301 POLICE						28,321.62	
Dept 336 FIRE							
101-336-724.200	11/15/21	MML - WORKERS COMPENSATION FUND	WORKER'S COMP PAYROLL AUDIT	4587206	12/14/21	145.64	42194
101-336-759.200	11/01/21	NEW BUFFALO AREA SCHOOLS	NBAS GASOLINE/11/01/21-11/30/21	571	12/14/21	73.77	42196
101-336-768.000	11/27/21	ELAN CORP. PAYMENT SYSTEMS	CREDIT CARD/ALL DEPARTMENTS/10/01/21	4715110301872797	12/14/21	140.63	42133
101-336-801.200	12/01/21	NEW BUFFALO TOWNSHIP	CONTRACTED FIRE SERVICES/12/01/21	12/01/21	12/14/21	2,000.00	42199
101-336-850.200	12/01/21	HUSTON, CHRISTOPHER	PHONE STIPEND/HUSTON/FIRE/12/01/21	12/01/21	12/14/21	50.00	42176
101-336-924.200	11/29/21	SEMCO ENERGY GAS CO.	SEMCO/10/25/21-11/22/21	10/25/21	12/14/21	184.73	42212
101-336-924.200	12/13/21	COMCAST	COMCAST FIRE DEPT	121321	12/14/21	268.05	42141
101-336-924.200	11/03/21	INDIANA MICHIGAN POWER	ELECTRIC/FIRE/11/03/21-12/03/21	04031410105-11	12/14/21	176.86	42177
Total For Dept 336 FIRE						3,039.68	
Dept 371 INSPECTION SERVICES							
101-371-716.000	11/19/21	BLUE CROSS BLUE SHIELD OF MICHIGAN	BLUE CROSS PPO 500 PLAN DEC 2021	11921	12/14/21	819.08	42136
101-371-716.000	12/14/21	BLUE CROSS BLUE SHIELD OF MICHIGAN	BLUE CROSS PPO 500 PLAN JAN 2021	121421	12/14/21	819.00	42154
101-371-751.000	11/01/21	NEW BUFFALO AREA SCHOOLS	NBAS GASOLINE/11/01/21-11/30/21	571	12/14/21	103.76	42196
101-371-820.000	10/01/21	SAFEBUILT LLC	INSPECTION SERVICES/10/01/21	0081494-IN	01/11/22	3,181.50	42232
101-371-820.100	10/01/21	SAFEBUILT LLC	INSPECTION SERVICES/10/01/21	0081494-IN	01/11/22	742.50	42232
101-371-820.200	10/01/21	SAFEBUILT LLC	INSPECTION SERVICES/10/01/21	0081494-IN	01/11/22	1,710.00	42232
101-371-820.300	10/01/21	SAFEBUILT LLC	INSPECTION SERVICES/10/01/21	0081494-IN	01/11/22	740.70	42232
101-371-820.400	10/01/21	SAFEBUILT LLC	INSPECTION SERVICES/10/01/21	0081494-IN	01/11/22	2,912.33	42232
101-371-983.000	12/08/21	ENTERPRISE FM TRUST	VEHICLE LEASES	FBN4356850	12/14/21	437.06	42165
Total For Dept 371 INSPECTION SERVICES						11,465.93	
Dept 446 STREET OPERATING							
101-446-718.000	11/19/21	BLUE CROSS BLUE SHIELD OF MICHIGAN	BLUE CROSS PPO 500 PLAN DEC 2021	11921	12/14/21	5,641.02	42136
101-446-718.000	12/14/21	BLUE CROSS BLUE SHIELD OF MICHIGAN	BLUE CROSS PPO 500 PLAN JAN 2021	121421	12/14/21	5,641.02	42154
101-446-724.200	11/15/21	MML - WORKERS COMPENSATION FUND	WORKER'S COMP PAYROLL AUDIT	4587206	12/14/21	145.64	42194
101-446-756.000	11/05/21	CCP INDUSTRIES	GLOVES/STREET	IN02882039	12/14/21	346.24	42156
101-446-756.000	11/27/21	ELAN CORP. PAYMENT SYSTEMS	CREDIT CARD/ALL DEPARTMENTS/10/01/21	4715110301872797	12/14/21	102.98	42133
101-446-756.000	11/16/21	BEAVER RESEARCH CO	ICE MELT/STREETS	0336437	12/14/21	773.03	42150
101-446-756.000	11/22/21	LINDE GAS & EQUIPMENT INC	CYLINDER RENTAL/STREET	67328469	12/14/21	98.86	42187
101-446-756.000	11/30/21	RIDGE AUTO PARTS	CIR/BRKR/FUSE HOLDER/STREET	445210	12/14/21	37.77	42209
101-446-759.200	11/01/21	NEW BUFFALO AREA SCHOOLS	NBAS GASOLINE/11/01/21-11/30/21	571	12/14/21	140.43	42196
101-446-768.000	11/01/21	CCP INDUSTRIES	NITRILE TESTURED GLOVES/STREET	IN2878385	12/14/21	319.38	42156
101-446-768.000	10/05/21	FRONTIER LAWN & REC INC	SAFTEY GLASSES/STREET	294643-2	12/14/21	24.19	42167
101-446-768.000	11/27/21	ELAN CORP. PAYMENT SYSTEMS	CREDIT CARD/ALL DEPARTMENTS/10/01/21	4715110301872797	12/14/21	32.07	42133
101-446-770.200	11/03/21	NEW BUFFALO HARDWARE	PLIER/STREET	A219107	12/14/21	20.99	42197
101-446-770.200	11/02/21	NEW BUFFALO HARDWARE	EQUIPMENT/STREET	A218944	12/14/21	50.75	42197
101-446-770.200	11/05/21	NEW BUFFALO HARDWARE	EQUIPMENT/STREET	A219378	12/14/21	62.96	42197
101-446-770.200	10/22/21	NEW BUFFALO HARDWARE	UNDERPAID .10 CENTS/10/22/21/STREET	A217545-2	12/14/21	0.09	42198
101-446-801.200	11/30/21	WORKING WELL	COVID TESTING/STREET DRUG SCREENING	00370327	12/14/21	150.00	42228
101-446-801.200	12/13/21	STATE OF MICHIGAN	MIDEAL INVOICE JAN 2022-DEC 2022	121321	12/14/21	180.00	
101-446-831.000	11/12/21	MISS DIG SYSTEM	MEMBERSHIP DUES/2022/WATER/STREET	20220640	12/14/21	905.58	42193
101-446-850.200	12/01/21	BOLTON, JOSHUA	PHONE STIPEND/BOLTON/STREET/12/01/21	12/01/21	12/14/21	50.00	42155
101-446-850.200	10/24/21	VERIZON WIRELESS	VERIZON/10/24/21-12/10/21	9893489506	12/14/21	40.01	42225
101-446-924.200	10/01/21	INDIANA MICHIGAN POWER	ELECTRIC/CONSOLIDATED BILL/10/01/21	10/01/21	12/14/21	276.12	42134
101-446-924.200	11/19/21	COMCAST	COMCAST STREETS DEPT	111921	12/14/21	102.50	42138
101-446-924.200	11/29/21	SEMCO ENERGY GAS CO.	SEMCO/10/25/21-11/22/21	10/25/21	12/14/21	365.12	42212

Page: 4/11

GL Number	Invoice Date	Vendor	Invoice Desc.	Invoice	Due Date	Amount	check #
Fund 101 GENERAL FUND							
Dept 446 STREET OPERATING							
101-446-930.300	11/01/21	MENARDS	BUILDING REPAIR/STREET	87448	12/14/21	493.21	42189
101-446-930.300	11/03/21	DOMESTIC UNIFORM RENTALS	BUILDING SUPPLIES/STREET/11/03/21	1103210105	12/14/21	72.70	42162
101-446-930.300	11/17/21	DOMESTIC UNIFORM RENTALS	BUILDING SUPPLIES/GARAGE/11/17/21	1117210105	12/14/21	72.70	42162
101-446-931.800	11/27/21	ELAN CORP. PAYMENT SYSTEMS	CREDIT CARD/ALL DEPARTMENTS/10/01/2	4715110301872797	12/14/21	768.00	42133
101-446-931.800	11/04/21	SHAFFNER TIRE	TIRES/STREET	0011343	12/14/21	308.25	42213
101-446-931.800	11/30/21	NEW BUFFALO HARDWARE	CLAMP/STREET	A222586	12/14/21	1.79	42197
101-446-931.800	11/15/21	NEW BUFFALO HARDWARE	FOAM TAPE/STREET	A220713	12/14/21	15.98	42197
101-446-931.800	11/12/21	RIDGE AUTO PARTS	MOTOR OIL/STREET	444566	12/14/21	71.94	42209
101-446-931.800	11/12/21	RIDGE AUTO PARTS	OIL FILTERS/STREETS	444565	12/14/21	147.97	42209
101-446-932.900	11/27/21	ELAN CORP. PAYMENT SYSTEMS	CREDIT CARD/ALL DEPARTMENTS/10/01/2	4715110301872797	12/14/21	431.78	42133
101-446-932.900	11/01/21	NEW BUFFALO HARDWARE	VEHICLE REPAIR/STREET	B84788	12/14/21	61.98	42197
101-446-932.900	12/10/21	DUNELAND CUSTOM REPAIR CENTER	STREET DEPT TRUCK REPAIR	398	12/14/21	985.17	42163
101-446-932.900	10/29/21	LED OUTFITTERS	REPAIR F450/STREETS	1097617	12/14/21	731.85	42185
101-446-932.900	11/22/21	DUNELAND CUSTOM REPAIR CENTER	DUMP TRUCK REPAIR/STREET	395	12/14/21	6,704.49	42163
101-446-932.900	11/30/21	RIDGE AUTO PARTS	PRIMARY WIRE/STREET	445223	12/14/21	109.00	42209
101-446-935.200	12/02/21	MMRMA	FORD F150 ADDITION TO COVERAGE	11/22/21	12/14/21	610.00	42195
101-446-983.000	12/08/21	ENTERPRISE FM TRUST	VEHICLE LEASES	FBN4356850	12/14/21	1,158.55	42165
Total For Dept 446 STREET OPERATING						28,252.11	
Dept 448 STREET LIGHTING							
101-448-926.000	10/01/21	INDIANA MICHIGAN POWER	ELECTRIC/CONSOLIDATED BILL/10/01/21	10/01/21	12/14/21	153.12	42134
101-448-926.000	11/01/21	INDIANA MICHIGAN POWER	ELECTRIC/STREET LIGHTING/11/01/21-1	04023785704-11	12/14/21	1,825.70	42177
Total For Dept 448 STREET LIGHTING						1,978.82	
Dept 528 SOLID WASTE COLLECTION							
101-528-801.200	01/01/22	LAKESHORE RECYCLING & DISPOSAL	DUMPSTER SERVICE/01/01/2022	134239 JAN	12/14/21	1,027.00	42182
101-528-801.200	01/01/22	LAKESHORE RECYCLING & DISPOSAL	WEEKLY CURSIDE GARBAGE PICKUP/01/01	134240 JAN	12/14/21	21,120.28	42182
Total For Dept 528 SOLID WASTE COLLECTION						22,147.28	
Dept 567 CEMETERY							
101-567-995.900	12/01/21	PINE GROVE CEMETERY AUTHORITY	CEMETETERY/12/01/21	12/01/21	12/14/21	2,500.00	42204
Total For Dept 567 CEMETERY						2,500.00	
Dept 651 AMBULANCE SERVICE							
101-651-801.200	11/01/21	MEDIC 1	AMBULAND SERVICE/11/01/21-11/30/21	11/01/21	12/14/21	9,283.42	42188
Total For Dept 651 AMBULANCE SERVICE						9,283.42	
Dept 701 PLANNING COMMISSION							
101-701-900.000	10/16/21	LAPORTE CO HERALD DISPATCH	NEW PAPER ADDS/GEN GOV/PLNNING COMM	2873-10	12/14/21	721.56	42183
Total For Dept 701 PLANNING COMMISSION						721.56	
Dept 872 OTHER FUNCTIONS							
101-872-962.000	12/08/21	CITY OF NEW BUFFALO	SOUTH COVE BOAT SLIP PROPERTY TAXES	120821	12/14/21	4.63	42159
Total For Dept 872 OTHER FUNCTIONS						4.63	
Total For Fund 101 GENERAL FUND						144,871.37	
Fund 105 PNBALRSB							
Dept 670							
105-670-970.110	11/18/21	ABONMARCHE CONSULTANTS INC	SMITH STREET POCKET PARK	137847	12/14/21	7,740.75	42143
Total For Dept 670						7,740.75	
Total For Fund 105 PNBALRSB						7,740.75	

INVOICE GL DISTRIBUTION REPORT
 POST DATES 11/10/2021 - 12/14/2021
 BOTH JOURNALIZED AND UNJOURNALIZED
 BOTH OPEN AND PAID

Page: 5/11

GL Number	Invoice Date	Vendor	Invoice Desc.	Invoice	Due Date	Amount	check #
Fund 202 MAJOR STREET FUND							
Dept 463 ROUTINE MAINTENANCE							
202-463-759.200	11/01/21	NEW BUFFALO AREA SCHOOLS	NBAS GASOLINE/11/01/21-11/30/21	571-2	12/14/21	1,031.81	5204
			Total For Dept 463 ROUTINE MAINTENANCE			1,031.81	
			Total For Fund 202 MAJOR STREET FUND			1,031.81	
Fund 203 LOCAL STREET FUND							
Dept 463 ROUTINE MAINTENANCE							
203-463-759.200	11/01/21	NEW BUFFALO AREA SCHOOLS	NBAS GASOLINE/11/01/21-11/30/21	571-2	12/14/21	206.36	5204
			Total For Dept 463 ROUTINE MAINTENANCE			206.36	
			Total For Fund 203 LOCAL STREET FUND			206.36	
Fund 208 PARK FUND							
Dept 751 PARKS							
208-751-718.000	11/19/21	BLUE CROSS BLUE SHIELD OF MICH	BLUE CROSS PPO 500 PLAN DEC 2021	11921	12/14/21	1,211.30	42136
208-751-718.000	12/14/21	BLUE CROSS BLUE SHIELD OF MICH	BLUE CROSS PPO 500 PLAN JAN 2021	121421	12/14/21	1,211.30	42154
208-751-724.200	11/15/21	MML - WORKERS COMPENSATION FUND	WORKER'S COMP PAYROLL AUDIT	4587206	12/14/21	145.64	42194
208-751-752.200	11/27/21	ELAN CORP. PAYMENT SYSTEMS	CREDIT CARD/ALL DEPARTMENTS/10/01/2	4715110301872797	12/14/21	74.08	42133
208-751-756.000	11/03/21	MENARDS	OPERATING SUPPLIES/PARK	87569	12/14/21	637.70	42189
208-751-756.000	11/05/21	MENARDS	OPERATING SUPPLIES/PARK	87674	12/14/21	219.80	42189
208-751-756.000	11/08/21	MENARDS	OPERATING SUPPLIES/PARK	87814	12/14/21	280.69	42189
208-751-756.000	11/05/21	NEW BUFFALO HARDWARE	OPERATING SUPPLIES/PARKS	A219464	12/14/21	62.55	42197
208-751-756.000	11/23/21	NEW BUFFALO HARDWARE	BUNG CORD REEL/PARKS	B85912	12/14/21	169.98	42197
208-751-756.000	11/15/21	NEW BUFFALO HARDWARE	OPERATING SUPPLIES/PARKS	A220708	12/14/21	6.48	42197
208-751-756.000	11/24/21	NEW BUFFALO HARDWARE	OPERATING SUPPLIES/PARKS	A221953	12/14/21	18.48	42197
208-751-759.200	11/01/21	NEW BUFFALO AREA SCHOOLS	NBAS GASOLINE/11/01/21-11/30/21	571	12/14/21	50.94	42196
208-751-768.000	11/27/21	ELAN CORP. PAYMENT SYSTEMS	CREDIT CARD/ALL DEPARTMENTS/10/01/2	4715110301872797	12/14/21	102.57	42133
208-751-768.000	11/26/21	ELAN CORP. PAYMENT SYSTEMS	ELAN CREDIT CARD/11/2021	11/01/21	12/14/21	411.03	42164
208-751-801.200	10/05/21	HOSTETLER LAWN & LANDSC	RECONDITIONING 3 INFIELDS AT OSELKA	10991	12/14/21	8,280.00	42174
208-751-801.200	11/17/21	PRIDE THE PORTABLE TOILET COM	TOILET RENTAL/BEACH	26842	12/14/21	270.00	42206
208-751-801.200	11/12/21	PRIDE THE PORTABLE TOILET COM	TOILET RENTAL/DOG PARK/11/02/21-12/	27016	12/14/21	90.00	42206
208-751-801.200	11/12/21	PRIDE THE PORTABLE TOILET COM	TOILET RENTAL/OSELKA PARK/11/12/21-	27018	12/14/21	90.00	42206
208-751-850.200	12/01/21	D'AMICO KRISTEN	PHONE STIPEND/D'AMICO/PARKS/12/01/2	12/01/21	12/14/21	50.00	42161
208-751-850.200	10/24/21	VERIZON WIRELESS	VERIZON/10/24/21-12/10/21	9893489506	12/14/21	203.10	42225
208-751-924.200	10/01/21	INDIANA MICHIGAN POWER	ELECTRIC/CONSOLIDATED BILL/10/01/21	10/01/21	12/14/21	1,233.16	42134
208-751-924.200	11/03/21	INDIANA MICHIGAN POWER	ELECTRIC/PARK/11/03/21-12/03/21	04523676007-11	12/14/21	13.05	42177
208-751-930.300	11/03/21	DOMESTIC UNIFORM RENTALS	BUILDING SUPPLIES/OSELKA PARK/11/03	1103210525	12/14/21	76.70	42162
208-751-930.300	11/03/21	DOMESTIC UNIFORM RENTALS	BUILDING SUPPLIES/BRACH/11/03/21	1103210505	12/14/21	69.18	42162
208-751-930.300	11/17/21	DOMESTIC UNIFORM RENTALS	BUILDING SUPPLIES/OSELKA PARK/11/17	1117210525	12/14/21	76.70	42162
208-751-930.300	11/17/21	DOMESTIC UNIFORM RENTALS	BUILDING SUPPLIES/BEACH/PARK/11/17/	11172510505	12/14/21	69.18	42162
208-751-930.500	10/05/21	HOSTETLER LAWN & LANDSC	RECONDITIONING 3 INFIELDS AT OSELKA	10991	12/14/21	8,280.00	42174
208-751-930.500	11/09/21	SEIFERT'S FARM SUPPLY	STRAW/PARKS	218384	12/14/21	44.00	42211
208-751-930.500	11/08/21	NEW BUFFALO HARDWARE	GROUNDS REPAIR/PARKS	B85194	12/14/21	4.58	42197
208-751-931.800	11/27/21	ELAN CORP. PAYMENT SYSTEMS	CREDIT CARD/ALL DEPARTMENTS/10/01/2	4715110301872797	12/14/21	169.99	42133
208-751-931.800	11/29/21	RIDGE AUTO PARTS	SPARK PLUG/PARKS	445146	12/14/21	40.07	42209
208-751-931.800	11/26/21	ELAN CORP. PAYMENT SYSTEMS	ELAN CREDIT CARD/11/2021	11/01/21	12/14/21	54.52	42164
208-751-932.900	11/17/21	NEW BUFFALO HARDWARE	VEHICLE MAINTENANCE/PARKS	A221030	12/14/21	26.47	42197
208-751-983.000	12/08/21	ENTERPRISE FM TRUST	VEHICLE LEASES	FBN4356850	12/14/21	516.26	42165
			Total For Dept 751 PARKS			24,259.50	
			Total For Fund 208 PARK FUND			24,259.50	

Fund 209 PARK IMPROVEMENT FUND

INVOICE GL DISTRIBUTION REPORT
 POST DATES 11/10/2021 - 12/14/2021
 BOTH JOURNALIZED AND UNJOURNALIZED
 BOTH OPEN AND PAID

Page: 6/11

GL Number	Invoice Date	Vendor	Invoice Desc.	Invoice	Due Date	Amount	check #
Fund 209 PARK IMPROVEMENT FUND							
Dept 751 PARKS							
209-751-974.000	11/18/21	ABONMARCHE CONSULTANTS INC	DUNE WALK--BIDDING SERVICES	137841	12/14/21	585.00	42143
			Total For Dept 751 PARKS			585.00	
			Total For Fund 209 PARK IMPROVEMENT FUND			585.00	
Fund 266 CRIMINAL JUSTICE TRAINING (ACT 302)							
Dept 000							
266-000-910.900	11/11/21	WEST MICHIGAN CRIMINAL JUSTICE	CRIMINAL JUSTICE TRAINING CONSORTIUM	463	12/14/21	194.38	42227
			Total For Dept 000			194.38	
			Total For Fund 266 CRIMINAL JUSTICE TRAINING (ACT			194.38	
Fund 403 CAPITAL IMPROV CONSTRUCTION							
Dept 970 CAPITAL							
403-970-993.000	12/01/21	ABONMARCHE CONSULTANTS INC	STREETS RESURFACING PROJ PROF SERVI	37938	12/14/21	10,776.60	
			Total For Dept 970 CAPITAL			10,776.60	
			Total For Fund 403 CAPITAL IMPROV CONSTRUCTION			10,776.60	
Fund 590 SEWER FUND							
Dept 000							
590-000-033.000	12/08/21	BICKERSTAFF, JOHN	UB refund for account: 0000000747	12/08/2021	12/14/21	46.92	42152
			Total For Dept 000			46.92	
Dept 537 SEWER							
590-537-838.000	12/10/21	GRSD SEWER AUTHORITY	NOVEMBER 2021 OPERATING RESERVE	0000012208	12/14/21	35,512.82	42171
590-537-838.100	12/08/21	GRSD SEWER AUTHORITY	SERVICE VAC ROD CHICAGO STREET	0000012202	12/14/21	369.00	42171
590-537-924.200	10/01/21	INDIANA MICHIGAN POWER	ELECTRIC/CONSOLIDATED BILL/10/01/21	10/01/21	12/14/21	405.27	42134
590-537-924.200	11/29/21	SEMCO ENERGY GAS CO.	SEMCO/10/25/21-11/22/21	10/25/21	12/14/21	16.59	42212
590-537-924.200	11/03/21	INDIANA MICHIGAN POWER	ELECTRIC/HARBOR ISLE DR/SEWER/11/03	04002186031-11	12/14/21	16.52	42177
			Total For Dept 537 SEWER			36,320.20	
			Total For Fund 590 SEWER FUND			36,367.12	
Fund 591 WATER FUND							
Dept 000							
591-000-033.000	11/29/21	LEMONNIER, SHARI	UB refund for account: 0000000763	11/29/2021	12/06/21	1,100.00	42186
591-000-033.000	12/08/21	BICKERSTAFF, JOHN	UB refund for account: 0000000747	12/08/2021	12/14/21	39.26	42152
			Total For Dept 000			1,139.26	
Dept 536 WATER							
591-536-718.000	11/19/21	BLUE CROSS BLUE SHIELD OF MICH	BLUE CROSS PPO 500 PLAN DEC 2021	11921	12/14/21	6,634.88	42136
591-536-718.000	12/14/21	BLUE CROSS BLUE SHIELD OF MICH	BLUE CROSS PPO 500 PLAN JAN 2021	121421	12/14/21	6,634.88	42154
591-536-724.200	11/15/21	MML - WORKERS COMPENSATION FUND	WORKER'S COMP PAYROLL AUDIT	4587206	12/14/21	145.64	42194
591-536-754.000	11/09/21	ALEXANDER CHEMICAL CORP	BLANKET PO FOR TREATMENT CHEMICALS	47176	12/14/21	3,945.73	42145
591-536-754.000	11/29/21	ALEXANDER CHEMICAL CORP	BLANKET PO FOR TREATMENT CHEMICALS	47841	12/14/21	68.75	42145
591-536-756.000	10/28/21	USA BLUEBOOK	OPERATING SUPPLIES/WATER	775320	12/14/21	80.70	42224
591-536-756.000	11/08/21	ETNA SUPPLY COMPANY	OPERATING SUPPLIES/WATER	S104295405.001	12/14/21	350.96	42166
591-536-756.000	11/19/21	AMERICAN SAFETY & FIRST AID	FIRST AID SUPPLIES/WATER/11/19/21	713221-IN	12/14/21	16.90	42146
591-536-756.000	11/10/21	USA BLUEBOOK	OPERATING SUPPLIES/WATER/11/10/21	788902	12/14/21	111.90	42224
591-536-756.000	11/03/21	NEW BUFFALO HARDWARE	LATEX GLOVES/WATER	A219110	12/14/21	4.99	42198
591-536-756.000	11/02/21	NEW BUFFALO HARDWARE	BLUE MARKING PAINT/WATER	A219059	12/14/21	6.79	42198
591-536-756.000	12/08/21	SEIFERT'S FARM SUPPLY	OPERATING SUPPLIES/WATER	218619	12/14/21	199.50	42211
591-536-756.300	11/15/21	STATE OF MICHIGAN DEQ	TESTING/WATER	76110668621	12/14/21	120.00	42220

INVOICE GL DISTRIBUTION REPORT
 POST DATES 11/10/2021 - 12/14/2021
 BOTH JOURNALIZED AND UNJOURNALIZED
 BOTH OPEN AND PAID

Page: 7/11

GL Number	Invoice Date	Vendor	Invoice Desc.	Invoice	Due Date	Amount	check #
Fund 591 WATER FUND							
Dept 536 WATER							
591-536-756.300	12/08/21	GRSD SEWER AUTHORITY	LAGOON TESTING	0000012193.	12/14/21	205.00	42171
591-536-756.300	11/26/21	ELAN CORP. PAYMENT SYSTEMS	ELAN CREDIT CARD/11/2021	11/01/21	12/14/21	162.00	42164
591-536-756.400	11/08/21	USA BLUEBOOK	LAB SUPPLIES/WATER	785831	12/14/21	257.56	42224
591-536-756.400	11/04/21	NEW BUFFALO HARDWARE	LAB SUPPLIES/WATER	A219336	12/14/21	9.49	42197
591-536-759.200	11/01/21	NEW BUFFALO AREA SCHOOLS	NBAS GASOLINE/11/01/21-11/30/21	571	12/14/21	380.41	42196
591-536-768.000	11/27/21	ELAN CORP. PAYMENT SYSTEMS	CREDIT CARD/ALL DEPARTMENTS/10/01/2	4715110301872797	12/14/21	193.88	42133
591-536-770.200	11/18/21	CDW GOVERNMENT	HARDWARE AND COMPUTER WATER PLANT T	N815357	12/14/21	931.00	42157
591-536-770.200	11/17/21	CDW GOVERNMENT	HARDWARE AND COMPUTER WATER PLANT T	N757105	12/14/21	1,283.08	42157
591-536-770.200	11/26/21	ELAN CORP. PAYMENT SYSTEMS	ELAN CREDIT CARD/11/2021	11/01/21	12/14/21	149.68	42164
591-536-801.200	12/08/21	GIVE EM A BRAKE SAFETY	REPLACE MISSING DRUMS/WATER	103019	12/14/21	450.00	42170
591-536-820.500	12/01/21	STATE OF MICHIGAN DEQ	ANNUAL PERMIT FEE 2022/WATER	76110667443	12/14/21	150.00	42219
591-536-831.000	11/12/21	MISS DIG SYSTEM	MEMBERSHIP DUES/2022/WATER/STREET	20220640	12/14/21	905.57	42193
591-536-850.200	10/04/21	AT&T	TELEPHONE/WATER/10/5/21-11/04/21	10/05/21	12/14/21	102.52	42132
591-536-850.200	12/01/21	ANDERSON, KENNETH	PHONE STIPEND/ANDERSON/WATER/12/01/	12/01/21	12/14/21	50.00	42147
591-536-850.200	12/01/21	GRUENER, ROBERT	PHONE STIPEND/GRUENER/WATER/12/01/2	12/018/21	12/14/21	50.00	42172
591-536-850.200	12/01/21	JOHNSON, JEFFREY	PHONE STIPEND/JOHNSON/WATER/12/01/2	12/01/21	12/14/21	50.00	42180
591-536-850.200	12/13/21	AT&T	TELEPHONE WATER DEPT	8531 121321	12/14/21	103.70	42140
591-536-850.200	11/02/21	AT&T	AT&T/WATER/00/02/21-12/01/21	906R180886812	12/14/21	71.00	42149
591-536-850.200	11/02/21	AT&T	AT&T /WATER/11/02/21-12/01/21	269R07012112-11	12/14/21	286.62	42149
591-536-850.200	11/02/21	AT&T	AT&T/WATER/11/02/21-12/01/21	269R01267212-11	12/14/21	118.77	42149
591-536-851.200	11/27/21	ELAN CORP. PAYMENT SYSTEMS	CREDIT CARD/ALL DEPARTMENTS/10/01/2	4715110301872797	12/14/21	80.71	42133
591-536-924.200	10/01/21	INDIANA MICHIGAN POWER	ELECTRIC/CONSOLIDATED BILL/10/01/21	10/01/21	12/14/21	2,954.87	42134
591-536-924.200	11/19/21	COMCAST	COMCAST WATER PLANT	11821	12/14/21	237.02	42137
591-536-924.200	11/29/21	SEMCO ENERGY GAS CO.	SEMCO/10/25/21-11/22/21	10/25/21	12/14/21	1,682.92	42212
591-536-924.200	11/03/21	INDIANA MICHIGAN POWER	ELECTRIC/INTAKE/WATER/11/03/21-12/0	04909113708-11	12/14/21	21.51	42177
591-536-930.300	11/03/21	DOMESTIC UNIFORM RENTALS	BUILDING SUPPLIES/WATER/11/03/21	1103210005	12/14/21	49.86	42162
591-536-930.300	11/17/21	DOMESTIC UNIFORM RENTALS	BUILDING SUPPLIES/WATER/11/17/21	1117210005	12/14/21	49.86	42162
591-536-931.800	11/27/21	ELAN CORP. PAYMENT SYSTEMS	CREDIT CARD/ALL DEPARTMENTS/10/01/2	4715110301872797	12/14/21	97.08	42133
591-536-931.800	11/29/21	GASVODA & ASSOCIATES INC	ANALOG SYSTEM REPAIR/WATER	2102268	12/14/21	532.00	42169
591-536-931.800	12/02/21	AIR RIGHT TECHNOLOGIES	MAINTENANCE/WATER	12022021	12/14/21	2,097.00	42144
591-536-932.900	11/17/21	RIDGE AUTO PARTS	VEHICLE REPAIR/WATER	444754	12/14/21	21.50	42209
591-536-932.900	11/04/21	RIDGE AUTO PARTS	VEHICLE REPAIR/WATER	444234	12/14/21	6.99	42209
591-536-946.200	12/10/21	NIES ENGINEERING	ENGINEERING TO UPDATE RELIABILITY S	20-549-00-5	12/14/21	3,195.02	42200
591-536-983.000	12/08/21	ENTERPRISE FM TRUST	VEHICLE LEASES	FBN4356850	12/14/21	530.43	42165
591-536-987.000	11/08/21	OZINGA READY MIX CONCRETE INC	WATER MAIN EXTENSIONS/WATER/11/08/2	AR100270143	12/14/21	315.52	42201
591-536-987.000	11/05/21	OZINGA READY MIX CONCRETE INC	WATER MAIN EXTENSIONS/WATER/11/05/2	AR100268925	12/14/21	1,216.86	42201
591-536-987.000	11/12/21	PAJAY INC	WATER MAIN EXTENSIONS/WATER	162	12/14/21	2,210.00	42202
591-536-987.000	11/12/21	PAJAY INC	WATER MAIN EXTENSIONS/WATER	163	12/14/21	7,630.00	42202
591-536-987.000	11/12/21	PAJAY INC	WATER MAIN EXTENSIONS/WATER	164	12/14/21	2,260.00	42202
Total For Dept 536 WATER						49,421.05	
Total For Fund 591 WATER FUND						50,560.31	
Fund 594 HARBOR OPERATIONS							
Dept 597 HARBOR OPERATIONS							
594-597-724.200	11/15/21	MML - WORKERS COMPENSATION FUND	WORKER'S COMP PAYROLL AUDIT--HARBOR	111621	12/14/21	145.60	5123
594-597-756.000	09/05/21	CITYS PURE ICE	ICE/MARINA/09/05/21	0193670	12/14/21	74.25	5121
594-597-756.000	11/12/21	CITYS PURE ICE	ICE/BOAT RAMP/11/12/21	0203024	12/14/21	33.05	5121
594-597-801.200	11/12/21	PRIDE THE PORTABLE TOILET COM	TOILET RENTAL/BOAT LAUNCH/HARB/11/1	4684	12/14/21	90.00	5125
594-597-900.000	11/24/21	ART & IMAGE	BOAT LAUNCH STICKERS 2022/HARB	3440	12/14/21	760.00	5120
594-597-924.200	11/10/21	COMCAST	COMCAST BOAT RAMP	111021	12/14/21	161.56	5117
594-597-924.200	12/08/21	COMCAST	COMCAST MARINA	120821	12/14/21	498.83	5118
594-597-924.200	12/09/21	COMCAST	COMCAST BOAT RAMP ACCT 6726	121021	12/14/21	161.56	5119

Page: 8/11

GL Number	Invoice Date	Vendor	Invoice Desc.	Invoice	Due Date	Amount	check #
Fund 594 HARBOR OPERATIONS							
Dept 597 HARBOR OPERATIONS							
594-597-930.300	11/03/21	DOMESTIC UNIFORM RENTALS	BUILDING SUPPLIES/BOAT RAMP/11/03/2	1103210535	12/14/21	45.20	5122
594-597-930.300	11/03/21	DOMESTIC UNIFORM RENTALS	BUILDING SUPPLIES/MARINA/HARB/11/03	1103210515	12/14/21	74.47	5122
594-597-930.300	11/17/21	DOMESTIC UNIFORM RENTALS	BUILDING SUPPLIES/MARINA/HARB/11/17	1117210515	12/14/21	74.47	5122
594-597-930.300	11/17/21	DOMESTIC UNIFORM RENTALS	BUILDING SUPPLIES/BOAT RAMP/HARB/11	1117210535	12/14/21	45.20	5122
594-597-930.400	11/12/21	PENCHURA, LLC	SHADE REMOVAL/MARINA/HARB	211219	12/14/21	900.00	5124
Total For Dept 597 HARBOR OPERATIONS						3,064.19	
Total For Fund 594 HARBOR OPERATIONS						3,064.19	
Fund 703 CURRENT TAX FUND							
Dept 000							
703-000-230.100	12/08/21	BERRIEN COUNTY TREASURER	COUNTY GEN PLUS PENALTY 10/20 THRU	120821	12/08/21	9,766.30	2267
703-000-230.100	12/09/21	BERRIEN COUNTY TREASURER	COUNTY SET PLUS PENALTY 10/20 THRU	120921	12/08/21	12,289.79	2267
703-000-230.200	12/09/21	NEW BUFFALO AREA SCHOOLS	SUMMER: SCHOOL OP PLUS PENALTY 10/	120821	12/08/21	17,579.00	2268
Total For Dept 000						39,635.09	
Total For Fund 703 CURRENT TAX FUND						39,635.09	

INVOICE GL DISTRIBUTION REPORT
 POST DATES 11/10/2021 - 12/14/2021
 BOTH JOURNALIZED AND UNJOURNALIZED
 BOTH OPEN AND PAID

Page: 9/11

GL Number	Invoice Date	Vendor	Invoice Desc.	Invoice	Due Date	Amountcheck #
Fund Totals:						
			Fund 101 GENERAL FUND			144,871.37
			Fund 105 PNBALRSB			7,740.75
			Fund 202 MAJOR STREET FUND			1,031.81
			Fund 203 LOCAL STREET FUND			206.36
			Fund 208 PARK FUND			24,259.50
			Fund 209 PARK IMPROVEMENT FUND			585.00
			Fund 266 CRIMINAL JUSTICE TRAINING (A			194.38
			Fund 403 CAPITAL IMPROV CONSTRUCTION			10,776.60
			Fund 590 SEWER FUND			36,367.12
			Fund 591 WATER FUND			50,560.31
			Fund 594 HARBOR OPERATIONS			3,064.19
			Fund 703 CURRENT TAX FUND			39,635.09
Total For All Funds:						319,292.48
--- TOTALS BY GL DISTRIBUTION ---						
		101-000-033.000	GARBAGE			23.37
		101-101-724.200	WORKER'S COMPENSATION INS			145.64
		101-172-716.000	HEALTH INSURANCE			2,534.31
		101-172-724.200	WORKER'S COMPENSATION INS			145.64
		101-172-752.200	OFFICE SUPPLIES			73.17
		101-172-850.200	TELEPHONE			31.09
		101-215-718.000	HEALTH INSURANCE			3,019.96
		101-215-724.200	WORKER'S COMPENSATION INS			145.64
		101-215-752.200	OFFICE SUPPLIES			106.70
		101-215-756.000	OPERATING SUPPLIES			22.00
		101-215-831.000	MEMBERSHIPS & DUES			120.00
		101-215-900.100	PRINTING & PUBLISHING--FOIA			458.75
		101-253-718.000	HEALTH INSURANCE			2,641.40
		101-253-724.200	WORKER'S COMPENSATION INS			145.64
		101-253-801.200	PROFESSIONAL & CONTRACTUAL			812.50
		101-253-831.000	MEMBERSHIPS & DUES			10.00
		101-253-853.000	PHONE BILLS & STIPENDS			50.00
		101-253-900.000	PRINTING & PUBLISHING			901.57
		101-253-910.200	EDUCATION & TRAINING			15.00
		101-257-801.200				2,142.50
		101-265-718.000	HEALTH INSURANCE			4,668.70
		101-265-724.200	WORKER'S COMPENSATION INS			145.64
		101-265-752.200	OFFICE SUPPLIES			397.35
		101-265-756.000	OPERATING SUPPLIES			485.54
		101-265-759.200	GASOLINE			2.86
		101-265-801.200	PROFESSIONAL & CONTRACTUAL			932.93
		101-265-801.300	PROFESSIONAL & CONTRACTUAL			43.08
		101-265-831.000	MEMBERSHIPS & DUES			480.00
		101-265-854.200	SOFTWARE EXPENSE			152.26
		101-265-854.300	IT HARDWARE & EQUIPMENT			2,026.88
		101-265-900.000	PRINTING & PUBLISHING			1,688.21
		101-265-924.200	UTILITIES			668.58
		101-265-930.300	BUILDING REPAIR & MAINTENANCE			310.70
		101-265-933.000	TECH SUPPORT/MAINTENANCE			2,950.00
		101-265-946.300	ENGINEERING			5,833.75
		101-266-826.400	OTHER LEGAL MATTERS			2,652.96
		101-266-826.500	FOIA			172.00
		101-301-718.000	HEALTH INSURANCE			15,455.04
		101-301-724.200	WORKER'S COMPENSATION INS			145.64
		101-301-756.000	OPERATING SUPPLIES			24.87
		101-301-759.200	GASOLINE			971.84
		101-301-768.000	UNIFORMS			538.90

INVOICE GL DISTRIBUTION REPORT
 POST DATES 11/10/2021 - 12/14/2021
 BOTH JOURNALIZED AND UNJOURNALIZED
 BOTH OPEN AND PAID

Page: 10/11

GL Number	Invoice Date	Vendor	Invoice Desc.	Invoice	Due Date	Amountcheck #
		101-301-801.200	PROFESSIONAL & CONTRACTUAL			121.50
		101-301-850.200	TELEPHONE			378.67
		101-301-900.000	PRINTING & PUBLISHING			192.58
		101-301-924.200	UTILITIES			668.57
		101-301-930.300	BUILDING REPAIR & MAINTENANCE			210.00
		101-301-931.800	EQUIPMENT & MAINTENANCE			547.73
		101-301-932.900	VEHICLE REPAIR & MAINTENANCE			477.25
		101-301-940.900	EQUIPMENT RENTAL			62.06
		101-301-979.000	REPLACE BULLET PROOF VESTS & ACCESSOR			7,968.00
		101-301-983.000	VEHICLE LEASES			558.97
		101-336-724.200	WORKER'S COMPENSATION INS			145.64
		101-336-759.200	GASOLINE			73.77
		101-336-768.000	UNIFORMS			140.63
		101-336-801.200	PROFESSIONAL & CONTRACTUAL			2,000.00
		101-336-850.200	MONTHLY STIPEND			50.00
		101-336-924.200	UTILITIES			629.64
		101-371-716.000	HEALTH INSURANCE			1,638.08
		101-371-751.000	GAS & OIL			103.76
		101-371-820.000	BUILDING INSPECTION FEE			3,181.50
		101-371-820.100	MECHANICAL INSPEC FEE			742.50
		101-371-820.200	ELECTRICAL INSPECTION FEE			1,710.00
		101-371-820.300	PLUMBING INSPECTOR			740.70
		101-371-820.400	RENTAL INSPECTIONS			2,912.33
		101-371-983.000	VEHICLE LEASES			437.06
		101-446-718.000	HEALTH INSURANCE			11,282.04
		101-446-724.200	WORKER'S COMPENSATION INS			145.64
		101-446-756.000	OPERATING SUPPLIES			1,358.88
		101-446-759.200	GASOLINE			140.43
		101-446-768.000	UNIFORMS			375.64
		101-446-770.200	EQUIPMENT/SMALL TOOLS			134.79
		101-446-801.200	PROFESSIONAL & CONTRACTUAL			330.00
		101-446-831.000	MEMBERSHIPS & DUES			905.58
		101-446-850.200	TELEPHONE			90.01
		101-446-924.200	UTILITIES			743.74
		101-446-930.300	BUILDING REPAIR & MAINTENANCE			638.61
		101-446-931.800	EQUIPMENT & MAINTENANCE			1,313.93
		101-446-932.900	VEHICLE REPAIR & MAINTENANCE			9,024.27
		101-446-935.200	INSURANCE			610.00
		101-446-983.000	VEHICLE LEASES			1,158.55
		101-448-926.000	STREET LIGHTING			1,978.82
		101-528-801.200	PROFESSIONAL & CONTRACTUAL			22,147.28
		101-567-995.900				2,500.00
		101-651-801.200	AMBULANCE SERVICE			9,283.42
		101-701-900.000	PRINTING & PUBLISHING			721.56
		101-872-962.000	MISCELLANEOUS			4.63
		105-670-970.110	CAPITAL PROJECTS			7,740.75
		202-463-759.200	GASOLINE			1,031.81
		203-463-759.200	GASOLINE			206.36
		208-751-718.000	HEALTH INSURANCE			2,422.60
		208-751-724.200	WORKER'S COMPENSATION INS			145.64
		208-751-752.200	OFFICE SUPPLIES			74.08
		208-751-756.000	OPERATING SUPPLIES			1,395.68
		208-751-759.200	GASOLINE			50.94
		208-751-768.000	UNIFORMS			513.60
		208-751-801.200	RECONDITIONING 3 INFIELDS AT OSELKA P			8,730.00
		208-751-850.200	PHONE STIPEND			253.10
		208-751-924.200	UTILITIES			1,246.21
		208-751-930.300	BUILDING REPAIR & MAINTENANCE			291.76
		208-751-930.500	RECONDITIONING 3 INFIELDS AT OSELKA P			8,328.58

INVOICE GL DISTRIBUTION REPORT
 POST DATES 11/10/2021 - 12/14/2021
 BOTH JOURNALIZED AND UNJOURNALIZED
 BOTH OPEN AND PAID

Page: 11/11

GL Number	Invoice Date	Vendor	Invoice Desc.	Invoice	Due Date	Amountcheck #
		208-751-931.800	EQUIPMENT & MAINTENANCE			264.58
		208-751-932.900	VEHICLE REPAIR & MAINTENANCE			26.47
		208-751-983.000	VEHICLE LEASES			516.26
		209-751-974.000	CAPITAL IMPROVEMENTS			585.00
		266-000-910.900	CRIMINAL JUSTICE TRAINING			194.38
		403-970-993.000	FEES			10,776.60
		590-000-033.000	SEWER R/S			46.92
		590-537-838.000	GALIEN RIVER SANITARY DISTRICT			35,512.82
		590-537-838.100	GRSD MAINTENANCE			369.00
		590-537-924.200	UTILITIES			438.38
		591-000-033.000	TURN ON/OFF			1,139.26
		591-536-718.000	HEALTH INSURANCE			13,269.76
		591-536-724.200	WORKER'S COMPENSATION INS			145.64
		591-536-754.000	BLANKET PO FOR TX CHEMICALS 201-2022			4,014.48
		591-536-756.000	OPERATING SUPPLIES			771.74
		591-536-756.300	MISC TESTING SUPPLIES&TESTING			487.00
		591-536-756.400	LAB SUPPLIES			267.05
		591-536-759.200	GASOLINE			380.41
		591-536-768.000	UNIFORMS			193.88
		591-536-770.200	HARDWARE & COMPUTER FOR WATER PLANT			2,363.76
		591-536-801.200	PROFESSIONAL & CONTRACTUAL			450.00
		591-536-820.500	PERMIT FEE			150.00
		591-536-831.000	MEMBERSHIPS & DUES			905.57
		591-536-850.200	TELEPHONE			832.61
		591-536-851.200	POSTAGE			80.71
		591-536-924.200	UTILITIES			4,896.32
		591-536-930.300	BUILDING REPAIR & MAINTENANCE			99.72
		591-536-931.800	EQUIPMENT & MAINTENANCE			2,726.08
		591-536-932.900	VEHICLE REPAIR & MAINTENANCE			28.49
		591-536-946.200	ENGINEERING TO UPDATE RELIABILITY STU			3,195.02
		591-536-983.000	VEHICLE LEASES			530.43
		591-536-987.000	WATER MAIN EXTENSIONS			13,632.38
		594-597-724.200	WORKER'S COMPENSATION INSURANCE			145.60
		594-597-756.000	OPERATING SUPPLIES			107.30
		594-597-801.200	PROFESSIONAL & CONTRACTUAL			90.00
		594-597-900.000	PRINTING & PUBLISHING			760.00
		594-597-924.200	UTILITIES			821.95
		594-597-930.300	BUILDING REPAIR & MAINTENANCE			239.34
		594-597-930.400	GROUNDS REPAIR & MAINT			900.00
		703-000-230.100	DUE TO BERRIEN COUNTY			22,056.09
		703-000-230.200	DUE TO NEW BUFFALO SCHOOLS			17,579.00

12/16/2021 12:26 PM

User: KATE

DB: New Buffalo

REVENUE AND EXPENDITURE REPORT FOR CITY OF NEW BUFFALO

PERIOD ENDING 11/30/2021

% Fiscal Year Completed: 41.92

*NOTE: Available Balance / Pct Budget Used does not reflect amounts encumbered.

GL NUMBER	DESCRIPTION	2021-22	2021-22	YTD BALANCE	END BALANCE	ACTIVITY FOR MONTH	AVAILABLE	% BDGT
		ORIGINAL BUDGET	AMENDED BUDGET					
				11/30/2021	06/30/2021	11/30/21	BALANCE	USED
Fund 101 - GENERAL FUND								
Revenues								
101-000-404.000	PROPERTY TAXES	2,550,000.00	2,550,000.00	2,563,321.37	2,498,140.05	0.00	(13,321.37)	100.52
101-000-412.000	DELINQUENT TAX PERSONAL	0.00	0.00	0.00	1.50	0.00	0.00	0.00
101-000-445.000	PENALTY & INTEREST	10,000.00	10,000.00	3,003.15	10,553.03	0.00	6,996.85	30.03
101-000-482.000	MISC LICENSES & PERMITS	0.00	0.00	900.00	601.00	0.00	(900.00)	100.00
101-000-491.000	BUILDING PERMITS	37,000.00	37,000.00	24,928.00	56,785.87	5,164.25	12,072.00	67.37
101-000-491.100	ELECTRICAL PERMITS	12,000.00	12,000.00	7,709.50	23,879.80	2,527.30	4,290.50	64.25
101-000-491.200	MECHANICAL PERMITS	12,000.00	12,000.00	9,854.30	23,490.91	1,470.00	2,145.70	82.12
101-000-491.300	PLUMBING PERMITS	6,500.00	6,500.00	3,107.35	13,988.74	304.50	3,392.65	47.81
101-000-492.000	ZONING DEPOSITS	500.00	500.00	0.00	850.00	0.00	500.00	0.00
101-000-528.000	OTHER FEDERAL GRANTS	0.00	0.00	8,976.00	82,655.45	0.00	(8,976.00)	100.00
101-000-573.000	LOCAL COMMUNITY STABILIZATION	5,638.00	5,638.00	5,637.97	5,637.97	0.00	0.03	100.00
101-000-574.000	CVTRS	10,095.00	10,095.00	4,003.00	9,900.00	2,020.00	6,092.00	39.65
101-000-574.100	STATE REVENUE SALES TAX	140,000.00	140,000.00	68,970.00	173,620.00	34,491.00	71,030.00	49.26
101-000-577.000	STATE REVENUE LIQUOR LICENSE	10,000.00	10,000.00	6,808.45	10,003.95	0.00	3,191.55	68.08
101-000-606.000	COURT CHARGES	200.00	200.00	47.85	224.75	0.00	152.15	23.93
101-000-615.000	SPECIAL USE FEE	100.00	100.00	2,408.03	2,006.02	277.87	(2,308.03)	2,408.03
101-000-617.000	FRANCHISE FEE	56,000.00	56,000.00	30,431.22	59,016.59	15,303.39	25,568.78	54.34
101-000-618.000	ADMINISTRATION FEE	90,000.00	90,000.00	66,886.28	100,129.57	0.00	23,113.72	74.32
101-000-619.000	VARIANCE FEE	3,000.00	3,000.00	525.00	4,350.00	0.00	2,475.00	17.50
101-000-628.000	SERVICE CHARGE	200.00	200.00	69.24	953.71	(1,240.32)	130.76	34.62
101-000-629.000	WASTE	272,834.00	272,834.00	108,347.97	269,655.88	18,638.89	164,486.03	39.71
101-000-629.100	PENALTY WASTE	3,000.00	3,000.00	1,341.55	2,999.47	288.20	1,658.45	44.72
101-000-656.000	TOWING SERVICE	1,500.00	1,500.00	0.00	0.00	0.00	1,500.00	0.00
101-000-657.000	PARKING FINES	200.00	200.00	298.00	87.00	69.00	(98.00)	149.00
101-000-665.000	INTEREST EARNED	1,500.00	1,500.00	607.34	2,006.01	0.00	892.66	40.49
101-000-667.100	SHORT TERM RENTAL FEES	150,000.00	150,000.00	75,225.00	70,275.00	27,450.00	74,775.00	50.15
101-000-673.000	SALE OF ASSETS	5,000.00	5,000.00	0.00	58,182.00	0.00	5,000.00	0.00
101-000-676.000	REIMBURSEMENTS	12,000.00	12,000.00	6,019.16	24,200.20	2,650.40	5,980.84	50.16
101-000-676.200	REIMBURSEMENTS-POLICE	73,341.00	73,341.00	1,071.00	81,749.03	56.50	72,270.00	1.46
TOTAL REVENUES		3,462,608.00	3,462,608.00	3,000,496.73	3,585,943.50	109,470.98	462,111.27	86.65
Expenditures								
101-101-703.000	SALARIES APPOINTED	12,000.00	12,000.00	2,391.25	10,545.04	0.00	9,608.75	19.93
101-101-709.000	MEDICARE	200.00	200.00	34.67	152.89	0.00	165.33	17.34
101-101-710.200	UNEMPLOYMENT	500.00	500.00	114.72	165.15	0.00	385.28	22.94
101-101-724.200	WORKER'S COMPENSATION INS	65.00	65.00	199.89	183.84	154.31	(134.89)	307.52
101-101-756.000	OPERATING SUPPLIES	1,000.00	1,000.00	0.00	28.00	0.00	1,000.00	0.00
101-101-801.000	EDUCATION & TRAINING	500.00	500.00	0.00	195.00	0.00	500.00	0.00
101-101-801.200	PROFESSIONAL & CONTRACTUAL	500.00	500.00	0.00	0.00	0.00	500.00	0.00
101-101-831.000	MEMBERSHIPS & DUES	100.00	100.00	0.00	0.00	0.00	100.00	0.00
101-101-900.000	PRINTING & PUBLISHING	600.00	600.00	772.00	402.00	0.00	(172.00)	128.67
101-172-703.000	SALARIES APPOINTED	48,000.00	48,000.00	14,750.72	39,968.34	3,073.08	33,249.28	30.73
101-172-709.000	MEDICARE	800.00	800.00	204.89	639.05	42.41	595.11	25.61
101-172-709.100	SOCIAL SECURITY TAX	3,000.00	3,000.00	876.13	2,732.97	181.30	2,123.87	29.20
101-172-710.200	UNEMPLOYMENT	189.00	189.00	199.50	0.00	0.00	(10.50)	105.56
101-172-712.000	CASH IN LIEU OF PAYMENTS	0.00	0.00	0.00	4,875.00	0.00	0.00	0.00
101-172-716.000	HEALTH INSURANCE	15,100.00	15,100.00	6,124.20	3,642.77	1,267.16	8,975.80	40.56
101-172-717.100	RETIREMENT	7,600.00	7,600.00	2,876.94	4,885.48	523.08	4,723.06	37.85
101-172-724.000	LIFE & DISABILITY INSURANCE	2,190.00	2,190.00	979.80	1,838.55	195.96	1,210.20	44.74
101-172-724.200	WORKER'S COMPENSATION INS	750.00	750.00	804.97	500.98	250.29	(54.97)	107.33
101-172-752.200	OFFICE SUPPLIES	250.00	250.00	73.17	975.52	73.17	176.83	29.27
101-172-756.000	OPERATING SUPPLIES	500.00	500.00	0.00	1,246.98	0.00	500.00	0.00

12/16/2021 12:26 PM

User: KATE

DB: New Buffalo

REVENUE AND EXPENDITURE REPORT FOR CITY OF NEW BUFFALO

PERIOD ENDING 11/30/2021

% Fiscal Year Completed: 41.92

*NOTE: Available Balance / Pct Budget Used does not reflect amounts encumbered.

GL NUMBER	DESCRIPTION	2021-22	2021-22	YTD BALANCE	END BALANCE	ACTIVITY FOR	AVAILABLE	% BDGT
		ORIGINAL	AMENDED BUDGET			MONTH		
		BUDGET		11/30/2021	06/30/2021	11/30/21		
Fund 101 - GENERAL FUND								
Expenditures								
101-172-801.200	PROFESSIONAL & CONTRACTUAL	1,000.00	1,000.00	0.00	1,311.00	0.00	1,000.00	0.00
101-172-831.000	MEMBERSHIPS & DUES	200.00	200.00	0.00	0.00	0.00	200.00	0.00
101-172-850.200	TELEPHONE	300.00	300.00	31.09	182.57	31.09	268.91	10.36
101-172-861.000	TRAVEL/MILEAGE REIMB	0.00	0.00	176.99	0.00	0.00	(176.99)	100.00
101-172-900.000	PRINTING & PUBLISHING	200.00	200.00	70.30	221.27	0.00	129.70	35.15
101-172-910.200	EDUCATION & TRAINING	1,500.00	1,500.00	599.00	0.00	0.00	901.00	39.93
101-172-934.000	OTHER REPAIRS & MAINT	500.00	500.00	0.00	4,248.68	0.00	500.00	0.00
101-215-703.000	SALARIES APPOINTED	46,633.00	46,633.00	18,471.16	46,284.25	3,848.16	28,161.84	39.61
101-215-706.000	SALARIES PERMANENT	41,348.00	41,348.00	16,519.79	41,786.14	3,441.62	24,828.21	39.95
101-215-709.000	MEDICARE	1,350.00	1,350.00	484.18	1,305.58	100.23	865.82	35.87
101-215-709.100	SOCIAL SECURITY TAX	6,000.00	6,000.00	2,070.33	5,582.45	428.55	3,929.67	34.51
101-215-710.200	UNEMPLOYMENT	760.00	760.00	0.00	399.00	0.00	760.00	0.00
101-215-713.100	SALARIES-OVERTIME	4,000.00	4,000.00	0.00	6,425.15	0.00	4,000.00	0.00
101-215-717.100	RETIREMENT	7,100.00	7,100.00	3,178.73	6,803.06	583.18	3,921.27	44.77
101-215-718.000	HEALTH INSURANCE	18,900.00	18,900.00	7,430.06	17,074.23	1,509.98	11,469.94	39.31
101-215-722.000	MEDICAL EXPENSE	100.00	100.00	0.00	60.00	0.00	100.00	0.00
101-215-724.000	LIFE & DISABILITY INSURANCE	3,224.00	3,224.00	1,548.69	2,571.93	315.95	1,675.31	48.04
101-215-724.200	WORKER'S COMPENSATION INS	425.00	425.00	526.94	354.68	206.38	(101.94)	123.99
101-215-752.200	OFFICE SUPPLIES	350.00	350.00	39.09	0.00	39.09	310.91	11.17
101-215-756.000	OPERATING SUPPLIES	200.00	200.00	86.19	372.83	22.00	113.81	43.10
101-215-759.200	GASOLINE	100.00	100.00	31.46	216.16	0.00	68.54	31.46
101-215-801.200	PROFESSIONAL & CONTRACTUAL	500.00	500.00	218.59	819.00	0.00	281.41	43.72
101-215-831.000	MEMBERSHIPS & DUES	300.00	300.00	120.00	175.00	120.00	180.00	40.00
101-215-900.000	PRINTING & PUBLISHING	600.00	600.00	0.00	0.00	0.00	600.00	0.00
101-215-900.100	PRINTING & PUBLISHING--FOIA	0.00	0.00	458.75	0.00	458.75	(458.75)	100.00
101-215-910.200	EDUCATION & TRAINING	2,000.00	2,000.00	254.66	1,202.93	0.00	1,745.34	12.73
101-215-934.000	OTHER REPAIRS & MAINT	300.00	300.00	0.00	0.00	0.00	300.00	0.00
101-215-962.000	MISCELLANEOUS	0.00	0.00	0.00	13.24	0.00	0.00	0.00
101-215-970.110	EQUIPMENT	500.00	500.00	0.00	0.00	0.00	500.00	0.00
101-247-801.200	PROFESSIONAL & CONTRACTUAL	2,000.00	2,000.00	180.00	1,279.00	0.00	1,820.00	9.00
101-253-703.000	SALARIES APPOINTED	49,800.00	49,800.00	18,311.75	50,303.07	3,814.99	31,488.25	36.77
101-253-706.000	SALARIES PERMANENT	40,000.00	40,000.00	14,247.70	39,748.63	2,886.29	25,752.30	35.62
101-253-709.000	MEDICARE	1,300.00	1,300.00	459.43	1,300.06	93.81	840.57	35.34
101-253-709.100	SOCIAL SECURITY TAX	5,510.00	5,510.00	1,964.33	5,559.02	401.16	3,545.67	35.65
101-253-710.200	UNEMPLOYMENT	850.00	850.00	73.00	510.02	0.00	777.00	8.59
101-253-713.100	SALARIES-OVERTIME	3,000.00	3,000.00	99.98	2,334.15	0.00	2,900.02	3.33
101-253-717.100	RETIREMENT	10,200.00	10,200.00	4,263.53	9,798.32	777.25	5,936.47	41.80
101-253-718.000	HEALTH INSURANCE	17,500.00	17,500.00	6,480.86	14,937.14	1,320.70	11,019.14	37.03
101-253-724.000	LIFE & DISABILITY INSURANCE	4,000.00	4,000.00	1,803.79	4,288.91	362.03	2,196.21	45.09
101-253-724.200	WORKER'S COMPENSATION INS	425.00	425.00	526.94	354.68	206.38	(101.94)	123.99
101-253-752.200	OFFICE SUPPLIES	250.00	250.00	26.45	169.04	0.00	223.55	10.58
101-253-756.000	OPERATING SUPPLIES	250.00	250.00	143.69	5,153.70	0.00	106.31	57.48
101-253-759.200	GASOLINE	100.00	100.00	0.00	33.71	0.00	100.00	0.00
101-253-801.200	PROFESSIONAL & CONTRACTUAL	10,000.00	10,000.00	4,500.00	6,353.75	1,250.00	5,500.00	45.00
101-253-831.000	MEMBERSHIPS & DUES	300.00	300.00	394.00	295.50	0.00	(94.00)	131.33
101-253-851.200	POSTAGE	2,000.00	2,000.00	990.80	938.22	0.00	1,009.20	49.54
101-253-853.000	PHONE BILLS & STIPENDS	600.00	600.00	300.00	550.00	50.00	300.00	50.00
101-253-900.000	PRINTING & PUBLISHING	2,000.00	2,000.00	3,083.32	2,595.57	901.57	(1,083.32)	154.17
101-253-910.200	EDUCATION & TRAINING	500.00	500.00	383.00	(150.00)	15.00	117.00	76.60
101-253-934.000	OTHER REPAIRS & MAINT	500.00	500.00	0.00	0.00	0.00	500.00	0.00
101-257-756.000	OPERATING SUPPLIES	100.00	100.00	0.00	0.00	0.00	100.00	0.00
101-257-801.200	PROFESSIONAL & CONTRACTUAL	24,960.00	24,960.00	19,220.00	29,127.50	4,285.00	5,740.00	77.00
101-257-851.200	POSTAGE	2,500.00	2,500.00	0.00	1,910.43	0.00	2,500.00	0.00
101-257-900.000	PRINTING & PUBLISHING	500.00	500.00	0.00	0.00	0.00	500.00	0.00

12/16/2021 12:26 PM

User: KATE

DB: New Buffalo

REVENUE AND EXPENDITURE REPORT FOR CITY OF NEW BUFFALO

PERIOD ENDING 11/30/2021

% Fiscal Year Completed: 41.92

*NOTE: Available Balance / Pct Budget Used does not reflect amounts encumbered.

GL NUMBER	DESCRIPTION	2021-22	2021-22	YTD BALANCE	END BALANCE	ACTIVITY FOR	AVAILABLE	% BDGT
		ORIGINAL BUDGET	AMENDED BUDGET			MONTH 11/30/21		
Fund 101 - GENERAL FUND								
Expenditures								
101-257-934.000	OTHER REPAIRS & MAINT	100.00	100.00	0.00	0.00	0.00	100.00	0.00
101-262-703.000	SALARIES APPOINTED	2,000.00	2,000.00	0.00	2,000.00	0.00	2,000.00	0.00
101-262-709.000	MEDICARE	30.00	30.00	0.00	29.00	0.00	30.00	0.00
101-262-709.100	SOCIAL SECURITY TAX	125.00	125.00	0.00	124.00	0.00	125.00	0.00
101-262-756.000	OPERATING SUPPLIES	1,500.00	1,500.00	148.87	846.72	0.00	1,351.13	9.92
101-262-759.200	GASOLINE	250.00	250.00	0.00	0.00	0.00	250.00	0.00
101-262-801.200	PROFESSIONAL & CONTRACTUAL	5,000.00	5,000.00	0.00	5,555.45	0.00	5,000.00	0.00
101-262-851.200	POSTAGE	500.00	500.00	0.00	200.00	0.00	500.00	0.00
101-262-900.000	PRINTING & PUBLISHING	2,000.00	2,000.00	0.00	2,902.08	0.00	2,000.00	0.00
101-262-910.200	EDUCATION & TRAINING	300.00	300.00	0.00	0.00	0.00	300.00	0.00
101-262-934.000	OTHER REPAIRS & MAINT	400.00	400.00	0.00	440.00	0.00	400.00	0.00
101-265-706.000	SALARIES PERMANENT	69,600.00	69,600.00	19,984.96	66,646.31	3,473.20	49,615.04	28.71
101-265-706.100	SALARIES-OVERTIME	0.00	100.00	167.89	0.00	167.89	(67.89)	167.89
101-265-707.000	SALARIES PART-TIME	0.00	0.00	849.47	0.00	849.47	(849.47)	100.00
101-265-709.000	MEDICARE	1,009.00	1,009.00	274.65	850.13	53.97	734.35	27.22
101-265-709.100	SOCIAL SECURITY TAX	4,314.00	4,314.00	1,174.34	3,635.02	230.77	3,139.66	27.22
101-265-710.200	UNEMPLOYMENT	1,000.00	1,000.00	117.86	330.65	0.00	882.14	11.79
101-265-717.100	RETIREMENT	5,800.00	5,800.00	1,209.10	4,956.01	220.42	4,590.90	20.85
101-265-718.000	HEALTH INSURANCE	37,000.00	37,000.00	9,583.85	35,939.36	1,934.43	27,416.15	25.90
101-265-724.000	LIFE & DISABILITY INSURANCE	2,800.00	2,800.00	703.96	2,761.26	124.88	2,096.04	25.14
101-265-724.200	WORKER'S COMPENSATION INS	1,500.00	1,500.00	1,468.05	838.56	358.79	31.95	97.87
101-265-752.200	OFFICE SUPPLIES	6,000.00	6,000.00	586.40	8,441.74	0.00	5,413.60	9.77
101-265-756.000	OPERATING SUPPLIES	3,500.00	3,500.00	637.10	3,679.97	358.97	2,862.90	18.20
101-265-759.200	GASOLINE	300.00	300.00	11.42	71.27	2.86	288.58	3.81
101-265-801.200	PROFESSIONAL & CONTRACTUAL	22,000.00	22,000.00	4,010.00	14,960.35	0.00	17,990.00	18.23
101-265-801.300	PROFESSIONAL & CONTRACTUAL	8,000.00	8,000.00	8,302.89	4,746.95	43.08	(302.89)	103.79
101-265-807.000	AUDIT	3,000.00	3,000.00	0.00	3,000.00	0.00	3,000.00	0.00
101-265-831.000	MEMBERSHIPS & DUES	2,500.00	2,500.00	3,040.25	1,989.74	480.00	(540.25)	121.61
101-265-851.200	POSTAGE	4,700.00	4,700.00	2,041.98	4,668.02	2,041.98	2,658.02	43.45
101-265-854.100	WEBSITE	7,500.00	7,500.00	2,419.16	4,611.17	0.00	5,080.84	32.26
101-265-854.200	SOFTWARE EXPENSE	22,000.00	22,000.00	5,698.48	24,409.61	152.25	16,301.52	25.90
101-265-854.300	IT HARDWARE & EQUIPMENT	0.00	0.00	4,161.16	0.00	4,161.16	(4,161.16)	100.00
101-265-900.000	PRINTING & PUBLISHING	6,500.00	6,500.00	1,198.61	5,268.88	804.71	5,301.39	18.44
101-265-924.200	UTILITIES	14,000.00	14,000.00	5,201.52	10,730.62	891.60	8,798.48	37.15
101-265-930.300	BUILDING REPAIR & MAINTENANCE	25,000.00	25,000.00	3,254.83	21,791.76	466.70	21,745.17	13.02
101-265-930.400	GROUNDS REPAIR & MAINTENANCE	4,000.00	4,000.00	0.00	2,560.32	0.00	4,000.00	0.00
101-265-933.000	TECH SUPPORT/MAINTENANCE	25,000.00	25,000.00	16,175.00	25,781.64	2,950.00	8,825.00	64.70
101-265-934.000	OTHER REPAIRS & MAINT	5,000.00	5,000.00	2,811.09	0.00	0.00	2,188.91	56.22
101-265-934.500	AMTRAK PLATFORM MAINT.	800.00	800.00	0.00	0.00	0.00	800.00	0.00
101-265-935.100	FIRE INSURANCE	5,000.00	5,000.00	0.00	4,963.29	0.00	5,000.00	0.00
101-265-935.300	LIABILITY INSURANCE	9,000.00	9,000.00	0.00	8,112.69	0.00	9,000.00	0.00
101-265-940.900	EQUIPMENT RENTAL	5,000.00	5,000.00	1,332.30	6,452.23	305.96	3,667.70	26.65
101-265-946.200	ENGINEERING	5,500.00	5,500.00	0.00	4,800.00	0.00	5,500.00	0.00
101-265-946.300	ENGINEERING	20,000.00	20,000.00	7,095.50	25,467.00	500.00	12,904.50	35.48
101-265-955.850	MISCELLANEOUS	0.00	0.00	700.00	12,025.75	0.00	(700.00)	100.00
101-265-956.200	REFUNDS	3,000.00	3,000.00	0.00	735.85	0.00	3,000.00	0.00
101-265-963.000	BANK FEES	8,000.00	8,000.00	2,507.92	5,670.97	0.00	5,492.08	31.35
101-265-970.110	MISCELLANEOUS PROJECT COST	10,000.00	10,000.00	7,299.56	6,799.38	0.00	2,700.44	73.00
101-265-970.210	EQUIPMENT	2,000.00	2,000.00	0.00	787.45	0.00	2,000.00	0.00
101-266-826.100	LABOR MATTERS	5,000.00	5,000.00	0.00	540.00	0.00	5,000.00	0.00
101-266-826.300	COURT/ORDINANCE	40,000.00	40,000.00	0.00	16,807.87	0.00	40,000.00	0.00
101-266-826.400	OTHER LEGAL MATTERS	40,000.00	40,000.00	10,331.88	25,243.50	2,067.96	29,668.12	25.83
101-266-826.500	FOIA	1,000.00	1,000.00	817.00	0.00	817.00	183.00	81.70
101-298-706.100	SALARIES-OVERTIME	100.00	0.00	0.00	81.51	(167.89)	0.00	0.00

12/16/2021 12:26 PM

User: KATE

DB: New Buffalo

REVENUE AND EXPENDITURE REPORT FOR CITY OF NEW BUFFALO

PERIOD ENDING 11/30/2021

% Fiscal Year Completed: 41.92

*NOTE: Available Balance / Pct Budget Used does not reflect amounts encumbered.

GL NUMBER	DESCRIPTION	2021-22	2021-22	YTD BALANCE	END BALANCE	ACTIVITY FOR	AVAILABLE	% BDGT
		ORIGINAL	BUDGET			AMENDED BUDGET		
Fund 101 - GENERAL FUND								
Expenditures								
101-298-707.000	SALARIES PART-TIME	0.00	0.00	0.00	84.28	(117.03)	0.00	0.00
101-298-853.000	TELEPHONE	0.00	0.00	0.00	31.18	0.00	0.00	0.00
101-298-854.300	IT HARDWARE & EQUIPMENT	0.00	0.00	0.00	2,469.05	(2,134.28)	0.00	0.00
101-301-705.000	SALARIES SUPERVISION	85,276.00	85,276.00	31,486.18	90,574.47	6,559.62	53,789.82	36.92
101-301-706.000	SALARIES PERMANENT	443,000.00	443,000.00	158,516.53	405,875.09	28,768.86	284,483.47	35.78
101-301-706.400	SALARIES--PARKING ENF	0.00	0.00	1,859.24	0.00	1,859.24	(1,859.24)	100.00
101-301-707.000	SALARIES PART-TIME	58,000.00	58,000.00	18,513.23	56,964.92	2,597.44	39,486.77	31.92
101-301-709.000	MEDICARE	9,269.00	9,269.00	3,166.88	8,346.26	594.00	6,102.12	34.17
101-301-709.100	SOCIAL SECURITY TAX	39,631.00	39,631.00	13,541.12	35,687.34	2,539.76	26,089.88	34.17
101-301-710.200	UNEMPLOYMENT	6,500.00	6,500.00	1,029.03	2,450.73	0.00	5,470.97	15.83
101-301-713.100	SALARIES-OVERTIME	45,000.00	45,000.00	17,978.42	49,540.70	5,189.78	27,021.58	39.95
101-301-717.100	RETIREMENT	40,600.00	40,600.00	16,373.26	35,110.49	2,708.58	24,226.74	40.33
101-301-718.000	HEALTH INSURANCE	140,000.00	140,000.00	47,681.08	108,766.49	6,699.49	92,318.92	34.06
101-301-724.000	LIFE & DISABILITY INSURANCE	15,345.00	15,345.00	6,634.38	14,834.64	1,055.58	8,710.62	43.23
101-301-724.200	WORKER'S COMPENSATION INS	14,000.00	14,000.00	13,297.62	6,963.18	2,260.44	702.38	94.98
101-301-725.000	DRUG TESTING/MEDICAL EXPENSE	4,000.00	4,000.00	105.24	7,995.80	0.00	3,894.76	2.63
101-301-752.200	OFFICE SUPPLIES	1,600.00	1,600.00	275.12	775.03	0.00	1,324.88	17.20
101-301-756.000	OPERATING SUPPLIES	2,500.00	2,500.00	153.34	1,770.65	24.87	2,346.66	6.13
101-301-759.200	GASOLINE	15,000.00	15,000.00	4,824.03	9,159.15	1,090.63	10,175.97	32.16
101-301-768.000	UNIFORMS	12,000.00	12,000.00	3,296.83	12,955.66	(290.02)	8,703.17	27.47
101-301-768.100	AMMO	4,000.00	4,000.00	221.01	3,236.97	0.00	3,778.99	5.53
101-301-768.200	UNIFORM ALLOW-RESERVE/CERT	0.00	0.00	279.95	1,087.81	0.00	(279.95)	100.00
101-301-770.200	EQUIPMENT/SMALL TOOLS	4,000.00	4,000.00	0.00	2,968.70	0.00	4,000.00	0.00
101-301-801.200	PROFESSIONAL & CONTRACTUAL	5,200.00	5,200.00	2,698.29	6,798.50	43.25	2,501.71	51.89
101-301-831.000	MEMBERSHIPS & DUES	650.00	650.00	30.00	874.00	0.00	620.00	4.62
101-301-850.200	TELEPHONE	6,200.00	6,200.00	1,647.45	4,553.16	329.15	4,552.55	26.57
101-301-851.200	POSTAGE	150.00	150.00	104.41	26.65	0.00	45.59	69.61
101-301-900.000	PRINTING & PUBLISHING	1,000.00	1,000.00	385.36	1,045.98	32.58	614.64	38.54
101-301-910.200	EDUCATION & TRAINING	5,000.00	5,000.00	387.80	3,118.92	0.00	4,612.20	7.76
101-301-924.200	UTILITIES	12,000.00	12,000.00	4,856.01	10,236.41	891.59	7,143.99	40.47
101-301-930.300	BUILDING REPAIR & MAINTENANCE	10,000.00	10,000.00	4,118.84	3,229.84	1,130.00	5,881.16	41.19
101-301-931.700	EQUIPMENT MAINT--PARKING ENFOR	2,050.00	2,050.00	2,039.98	3,196.91	0.00	10.02	99.51
101-301-931.800	EQUIPMENT & MAINTENANCE	5,000.00	5,000.00	812.62	6,602.61	468.76	4,187.38	16.25
101-301-932.900	VEHICLE REPAIR & MAINTENANCE	7,000.00	7,000.00	1,918.45	6,980.28	40.98	5,081.55	27.41
101-301-934.000	OTHER REPAIRS & MAINT	3,000.00	3,000.00	272.76	673.03	0.00	2,727.24	9.09
101-301-934.400	RADIO/VIDEO MAINTENANCE	5,000.00	5,000.00	531.16	4,287.06	0.00	4,468.84	10.62
101-301-935.200	INSURANCE	8,000.00	8,000.00	0.00	7,360.67	0.00	8,000.00	0.00
101-301-935.300	LIABILITY INSURANCE	58,000.00	58,000.00	0.00	57,096.11	0.00	58,000.00	0.00
101-301-940.900	EQUIPMENT RENTAL	800.00	800.00	1,187.65	969.09	62.06	(387.65)	148.46
101-301-979.000	EQUIPMENT	20,000.00	20,000.00	1,896.37	22,781.72	0.00	18,103.63	9.48
101-301-983.000	VEHICLE LEASES	0.00	6,683.00	2,794.85	0.00	2,794.85	3,888.15	41.82
101-305-706.400	SALARIES--PARKING ENF	0.00	0.00	0.00	1,410.75	(1,859.24)	0.00	0.00
101-305-983.000	VEHICLE LEASES	6,683.00	0.00	0.00	1,060.81	(2,235.88)	0.00	0.00
101-336-704.000	VOLUNTEER SALARIES	10,000.00	10,000.00	1,291.00	10,191.50	0.00	8,709.00	12.91
101-336-705.000	SALARIES SUPERVISION	21,848.00	21,848.00	8,066.78	22,547.44	1,680.58	13,781.22	36.92
101-336-707.000	SALARIES PART-TIME	0.00	0.00	262.88	168.50	28.88	(262.88)	100.00
101-336-709.000	MEDICARE	665.00	665.00	139.49	477.16	24.78	525.51	20.98
101-336-709.100	SOCIAL SECURITY TAX	1,355.00	1,355.00	516.44	1,408.38	105.99	838.56	38.11
101-336-710.200	UNEMPLOYMENT	400.00	400.00	42.84	255.20	0.00	357.16	10.71
101-336-724.000	LIFE & DISABILITY INSURANCE	1,100.00	1,100.00	0.00	1,000.00	0.00	1,100.00	0.00
101-336-724.200	WORKER'S COMPENSATION INS	2,500.00	2,500.00	2,115.31	1,168.36	464.61	384.69	84.61
101-336-752.200	OFFICE SUPPLIES	400.00	400.00	0.00	516.59	0.00	400.00	0.00
101-336-756.000	OPERATING SUPPLIES	1,000.00	1,000.00	243.26	98.54	0.00	756.74	24.33
101-336-759.200	GASOLINE	1,000.00	1,000.00	179.94	525.83	2.86	820.06	17.99

12/16/2021 12:26 PM

User: KATE

DB: New Buffalo

REVENUE AND EXPENDITURE REPORT FOR CITY OF NEW BUFFALO

PERIOD ENDING 11/30/2021

% Fiscal Year Completed: 41.92

*NOTE: Available Balance / Pct Budget Used does not reflect amounts encumbered.

GL NUMBER	DESCRIPTION	2021-22	2021-22	YTD BALANCE	END BALANCE	ACTIVITY FOR	AVAILABLE	% BDGT
		ORIGINAL	AMENDED BUDGET			MONTH		
		BUDGET		11/30/2021	06/30/2021	11/30/21		
Fund 101 - GENERAL FUND								
Expenditures								
101-336-768.000	UNIFORMS	500.00	500.00	140.63	324.06	140.63	359.37	28.13
101-336-770.200	EQUIPMENT/SMALL TOOLS	1,000.00	1,000.00	0.00	20.75	0.00	1,000.00	0.00
101-336-801.200	PROFESSIONAL & CONTRACTUAL	25,000.00	25,000.00	6,000.00	24,887.97	0.00	19,000.00	24.00
101-336-831.000	MEMBERSHIPS & DUES	150.00	150.00	75.00	125.00	75.00	75.00	50.00
101-336-850.200	TELEPHONE	1,000.00	1,000.00	300.00	1,097.00	50.00	700.00	30.00
101-336-851.200	POSTAGE	100.00	100.00	0.00	0.00	0.00	100.00	0.00
101-336-900.000	PRINTING & PUBLISHING	300.00	300.00	0.00	0.00	0.00	300.00	0.00
101-336-910.200	EDUCATION & TRAINING	500.00	500.00	0.00	0.00	0.00	500.00	0.00
101-336-924.200	UTILITIES	10,000.00	10,000.00	3,743.72	8,321.75	201.96	6,256.28	37.44
101-336-930.300	BUILDING REPAIR & MAINTENANCE	10,000.00	10,000.00	486.15	4,530.32	130.00	9,513.85	4.86
101-336-930.400	GROUPS REPAIR & MAINTENANCE	1,000.00	1,000.00	0.00	1,689.75	0.00	1,000.00	0.00
101-336-931.800	EQUIPMENT & MAINTENANCE	10,000.00	10,000.00	141.66	8,571.67	0.00	9,858.34	1.42
101-336-932.900	VEHICLE REPAIR & MAINTENANCE	3,000.00	3,000.00	563.55	1,245.02	0.00	2,436.45	18.79
101-336-934.000	OTHER REPAIRS & MAINT	400.00	400.00	0.00	0.00	0.00	400.00	0.00
101-336-934.400	RADIO/VIDEO MAINTENANCE	2,500.00	2,500.00	0.00	156.00	0.00	2,500.00	0.00
101-336-935.200	INSURANCE	20,000.00	20,000.00	465.00	21,555.75	0.00	19,535.00	2.33
101-336-979.000	EQUIPMENT	10,000.00	10,000.00	1,400.93	13,329.44	0.00	8,599.07	14.01
101-336-979.100	GEAR	6,000.00	6,000.00	0.00	0.00	0.00	6,000.00	0.00
101-371-706.000	SALARIES PERMANENT	41,780.00	41,780.00	15,429.12	17,895.36	3,214.40	26,350.88	36.93
101-371-706.100	SALARIES-OVERTIME	1,000.00	1,000.00	0.00	468.00	0.00	1,000.00	0.00
101-371-709.000	MEDICARE	0.00	0.00	21.75	0.00	21.75	(21.75)	100.00
101-371-709.100	SOCIAL SECURITY TAX	0.00	0.00	92.99	0.00	92.99	(92.99)	100.00
101-371-714.000	MEDICARE	588.00	588.00	189.67	247.33	21.89	398.33	32.26
101-371-715.000	SOCIAL SECURITY TAX	2,515.00	2,515.00	811.03	1,057.53	93.61	1,703.97	32.25
101-371-716.000	HEALTH INSURANCE	9,500.00	9,500.00	3,938.54	3,899.39	819.08	5,561.46	41.46
101-371-717.000	LIFE & DISABILITY INSURANCE	1,500.00	1,500.00	713.85	662.49	143.37	786.15	47.59
101-371-718.000	RETIREMENT	3,345.00	3,345.00	1,410.55	1,199.64	257.15	1,934.45	42.17
101-371-721.000	UNEMPLOYMENT COMPENSATION	0.00	0.00	64.47	0.00	0.00	(64.47)	100.00
101-371-751.000	GAS & OIL	0.00	0.00	272.24	100.70	2.85	(272.24)	100.00
101-371-752.200	OFFICE SUPPLIES	200.00	200.00	317.16	43.45	0.00	(117.16)	158.58
101-371-756.000	OPERATING SUPPLIES	500.00	500.00	0.00	1,141.61	0.00	500.00	0.00
101-371-801.000	EDUCATION & TRAINING	500.00	0.00	0.00	0.00	0.00	0.00	0.00
101-371-820.000	INSPECTION FEE	60,000.00	60,000.00	23,174.38	51,295.31	3,181.50	36,825.62	38.62
101-371-820.100	MECHANICAL INSPEC FEE	17,000.00	17,000.00	8,257.50	21,715.32	742.50	8,742.50	48.57
101-371-820.200	ELECTRICAL INSPECTION FEE	15,000.00	15,000.00	7,425.00	18,341.90	1,710.00	7,575.00	49.50
101-371-820.300	PLUMBING INSPECTOR	6,000.00	6,000.00	4,267.80	10,432.65	740.70	1,732.20	71.13
101-371-820.400	RENTAL INSPECTIONS	35,000.00	35,000.00	15,991.82	37,236.49	2,912.33	19,008.18	45.69
101-371-850.200	TELEPHONE	0.00	0.00	51.63	0.00	51.63	(51.63)	100.00
101-371-854.200	SOFTWARE EXPENSE	0.00	0.00	0.00	14,723.10	0.00	0.00	0.00
101-371-910.200	EDUCATION & TRAINING	0.00	500.00	0.00	0.00	0.00	500.00	0.00
101-371-979.000	EQUIPMENT	500.00	500.00	0.00	0.00	0.00	500.00	0.00
101-371-983.000	VEHICLE LEASES	5,186.00	5,186.00	2,196.28	1,791.81	437.06	2,989.72	42.35
101-442-983.000	VEHICLE LEASES	29,876.00	0.00	0.00	0.00	0.00	0.00	0.00
101-446-705.000	SALARIES SUPERVISION	34,000.00	34,000.00	10,621.13	32,533.21	2,212.71	23,378.87	31.24
101-446-706.000	SALARIES PERMANENT	51,858.00	51,858.00	15,978.81	41,199.58	3,158.96	35,879.19	30.81
101-446-709.000	MEDICARE	1,400.00	1,400.00	409.81	1,149.81	82.23	990.19	29.27
101-446-709.100	SOCIAL SECURITY TAX	6,500.00	6,500.00	1,752.26	4,917.29	351.76	4,747.74	26.96
101-446-710.200	UNEMPLOYMENT	3,000.00	3,000.00	120.69	798.77	0.00	2,879.31	4.02
101-446-713.100	SALARIES-OVERTIME	12,000.00	12,000.00	3,108.30	10,014.97	776.20	8,891.70	25.90
101-446-717.100	RETIREMENT	17,367.00	17,367.00	6,923.74	14,461.25	1,336.06	10,443.26	39.87
101-446-718.000	HEALTH INSURANCE	53,355.00	53,355.00	25,961.55	47,892.07	5,641.02	27,393.45	48.66
101-446-724.000	LIFE & DISABILITY INSURANCE	6,787.00	6,787.00	3,190.98	6,860.65	724.13	3,596.02	47.02
101-446-724.200	WORKER'S COMPENSATION INS	16,000.00	16,000.00	14,726.12	7,695.02	2,492.66	1,273.88	92.04
101-446-726.000	STIPENDS	500.00	500.00	491.72	308.28	0.00	8.28	98.34

12/16/2021 12:26 PM

User: KATE

DB: New Buffalo

REVENUE AND EXPENDITURE REPORT FOR CITY OF NEW BUFFALO

PERIOD ENDING 11/30/2021

% Fiscal Year Completed: 41.92

*NOTE: Available Balance / Pct Budget Used does not reflect amounts encumbered.

GL NUMBER	DESCRIPTION	2021-22	2021-22	YTD BALANCE	END BALANCE	ACTIVITY FOR MONTH	AVAILABLE	% BDGT
		ORIGINAL BUDGET	AMENDED BUDGET					
				11/30/2021	06/30/2021	11/30/21	BALANCE	USED
Fund 101 - GENERAL FUND								
Expenditures								
101-446-752.200	OFFICE SUPPLIES	600.00	600.00	0.00	324.87	0.00	600.00	0.00
101-446-756.000	OPERATING SUPPLIES	6,000.00	6,000.00	6,012.88	7,269.68	1,342.77	(12.88)	100.21
101-446-759.200	GASOLINE	2,200.00	2,200.00	322.49	1,279.91	104.37	1,877.51	14.66
101-446-768.000	UNIFORMS	2,000.00	2,000.00	1,331.29	1,419.73	508.14	668.71	66.56
101-446-770.200	EQUIPMENT/SMALL TOOLS	5,500.00	5,500.00	1,931.15	4,082.95	551.23	3,568.85	35.11
101-446-801.200	PROFESSIONAL & CONTRACTUAL	20,000.00	20,000.00	617.00	8,194.50	0.00	19,383.00	3.09
101-446-831.000	MEMBERSHIPS & DUES	1,000.00	1,000.00	1,011.94	949.58	930.94	(11.94)	101.19
101-446-850.200	TELEPHONE	1,300.00	1,300.00	460.04	1,088.48	90.01	839.96	35.39
101-446-900.000	PRINTING & PUBLISHING	350.00	350.00	264.00	1,065.31	0.00	86.00	75.43
101-446-910.200	EDUCATION & TRAINING	500.00	500.00	0.00	0.00	0.00	500.00	0.00
101-446-924.200	UTILITIES	18,000.00	18,000.00	4,983.93	19,151.99	378.62	13,016.07	27.69
101-446-930.300	BUILDING REPAIR & MAINTENANCE	16,000.00	16,000.00	1,353.75	13,246.88	798.36	14,646.25	8.46
101-446-930.400	GROUNDS REPAIR & MAINTENANCE	20,000.00	20,000.00	5,658.05	14,272.81	0.00	14,341.95	28.29
101-446-931.800	EQUIPMENT & MAINTENANCE	10,000.00	10,000.00	7,139.05	14,769.35	869.94	2,860.95	71.39
101-446-932.900	VEHICLE REPAIR & MAINTENANCE	10,000.00	10,000.00	6,802.17	10,640.21	5,056.34	3,197.83	68.02
101-446-934.100	STORM SEWER REPAIR & MAINT	140,000.00	140,000.00	58,000.00	44,103.75	0.00	82,000.00	41.43
101-446-934.220	TREE REMOVALS	35,000.00	35,000.00	9,700.00	29,025.00	0.00	25,300.00	27.71
101-446-935.200	INSURANCE	5,000.00	5,000.00	0.00	5,009.64	0.00	5,000.00	0.00
101-446-940.900	EQUIPMENT RENTAL	3,000.00	3,000.00	300.00	1,972.35	0.00	2,700.00	10.00
101-446-955.850	MISCELLANEOUS	0.00	0.00	0.00	(167.42)	0.00	0.00	0.00
101-446-983.000	VEHICLE LEASES	0.00	29,876.00	9,529.28	0.00	9,529.28	20,346.72	31.90
101-448-926.000	STREET LIGHTING	35,000.00	35,000.00	7,761.97	21,849.58	153.12	27,238.03	22.18
101-528-801.200	PROFESSIONAL & CONTRACTUAL	272,256.00	272,256.00	109,897.40	276,259.70	22,147.28	162,358.60	40.37
101-567-995.900	CONTRIBUTIONS TO OTHERS	30,000.00	30,000.00	15,000.00	30,000.00	2,500.00	15,000.00	50.00
101-651-801.200	PROFESSIONAL & CONTRACTUAL	114,142.00	114,142.00	46,417.10	109,237.68	9,283.42	67,724.90	40.67
101-701-801.200	PROFESSIONAL & CONTRACTUAL	2,500.00	2,500.00	790.00	447.00	0.00	1,710.00	31.60
101-701-900.000	PRINTING & PUBLISHING	300.00	300.00	1,128.68	150.00	721.56	(828.68)	376.23
101-701-910.200	EDUCATION & TRAINING	1,500.00	1,500.00	0.00	0.00	0.00	1,500.00	0.00
101-702-801.200	PROFESSIONAL & CONTRACTUAL	12,000.00	12,000.00	821.00	3,766.00	0.00	11,179.00	6.84
101-702-900.000	PRINTING & PUBLISHING	500.00	500.00	2,045.02	472.82	0.00	(1,545.02)	409.00
101-965-995.130	TRANSFER TO DEBT SERVICE	126,716.00	126,716.00	126,716.00	127,543.00	0.00	0.00	100.00
101-965-995.208	TRANSFER TO PARK	100,000.00	100,000.00	100,000.00	75,000.00	0.00	0.00	100.00
101-965-995.402	TRANSFER TO EQUIP PURCHASE	40,000.00	40,000.00	40,000.00	30,000.00	0.00	0.00	100.00
101-965-995.594	TRANSFER TO HARBOR OPERATIONS	0.00	0.00	0.00	25,000.00	0.00	0.00	0.00
TOTAL EXPENDITURES		3,561,300.00	3,561,300.00	1,410,482.62	3,122,702.61	206,714.35	2,150,817.38	39.61
Fund 101 - GENERAL FUND:								
TOTAL REVENUES		3,462,608.00	3,462,608.00	3,000,496.73	3,585,943.50	109,470.98	462,111.27	86.65
TOTAL EXPENDITURES		3,561,300.00	3,561,300.00	1,410,482.62	3,122,702.61	206,714.35	2,150,817.38	39.61
NET OF REVENUES & EXPENDITURES		(98,692.00)	(98,692.00)	1,590,014.11	463,240.89	(97,243.37)	(1,688,706.11)	1,611.09
Fund 105 - PNBALRSB								
Revenues								
105-000-569.900	GRANTS	821,000.00	821,000.00	0.00	51,000.00	0.00	821,000.00	0.00
105-000-581.740	LRSB DISBURSEMENTS	275,000.00	275,000.00	306,850.38	220,879.80	0.00	(31,850.38)	111.58
105-000-665.000	INTEREST EARNED	0.00	0.00	0.04	0.05	0.00	(0.04)	100.00
TOTAL REVENUES		1,096,000.00	1,096,000.00	306,850.42	271,879.85	0.00	789,149.58	28.00

12/16/2021 12:26 PM

User: KATE

DB: New Buffalo

REVENUE AND EXPENDITURE REPORT FOR CITY OF NEW BUFFALO

PERIOD ENDING 11/30/2021

% Fiscal Year Completed: 41.92

*NOTE: Available Balance / Pct Budget Used does not reflect amounts encumbered.

GL NUMBER	DESCRIPTION	2021-22	2021-22	YTD BALANCE	END BALANCE	ACTIVITY FOR MONTH	AVAILABLE	% BDGT
		ORIGINAL BUDGET	AMENDED BUDGET					
				11/30/2021	06/30/2021	11/30/21	BALANCE	USED
Fund 105 - PNBALRSB								
Expenditures								
105-000-807.000	AUDIT	2,920.00	2,920.00	0.00	3,920.00	0.00	2,920.00	0.00
105-670-801.200	PROFESSIONAL & CONTRACTUAL	30,000.00	30,000.00	0.00	56,750.00	0.00	30,000.00	0.00
105-670-946.200	ENGINEERING	30,000.00	30,000.00	0.00	2,000.00	0.00	30,000.00	0.00
105-670-970.000	CAPITAL IMPROVEMENTS	969,000.00	969,000.00	0.00	0.00	0.00	969,000.00	0.00
105-670-970.110	CAPITAL PROJECTS	30,000.00	30,000.00	9,740.75	6,482.55	7,740.75	20,259.25	32.47
105-670-995.402	TRANSFER TO EQUIP PURCHASE	40,000.00	40,000.00	40,000.00	40,000.00	0.00	0.00	100.00
TOTAL EXPENDITURES		1,101,920.00	1,101,920.00	49,740.75	109,152.55	7,740.75	1,052,179.25	4.51
Fund 105 - PNBALRSB:								
TOTAL REVENUES		1,096,000.00	1,096,000.00	306,850.42	271,879.85	0.00	789,149.58	28.00
TOTAL EXPENDITURES		1,101,920.00	1,101,920.00	49,740.75	109,152.55	7,740.75	1,052,179.25	4.51
NET OF REVENUES & EXPENDITURES		(5,920.00)	(5,920.00)	257,109.67	162,727.30	(7,740.75)	(263,029.67)	4,343.07
Fund 202 - MAJOR STREET FUND								
Revenues								
202-000-546.000	MOTOR VEHICLE FUND TAX	190,000.00	190,000.00	84,352.12	229,563.34	21,141.34	105,647.88	44.40
202-000-665.000	INTEREST EARNED	150.00	150.00	51.65	174.98	0.00	98.35	34.43
TOTAL REVENUES		190,150.00	190,150.00	84,403.77	229,738.32	21,141.34	105,746.23	44.39
Expenditures								
202-463-705.000	SALARIES SUPERVISION	6,500.00	6,500.00	2,124.36	6,240.15	442.59	4,375.64	32.68
202-463-706.000	SALARIES PERMANENT	20,500.00	20,500.00	9,321.01	23,357.16	1,842.74	11,178.99	45.47
202-463-709.000	MEDICARE	300.00	300.00	151.82	398.63	29.77	148.18	50.61
202-463-709.100	SOCIAL SECURITY TAX	1,600.00	1,600.00	649.19	1,704.43	127.38	950.81	40.57
202-463-756.000	OPERATING SUPPLIES	6,500.00	6,500.00	0.00	1,009.00	0.00	6,500.00	0.00
202-463-759.200	GASOLINE	7,000.00	7,000.00	2,332.99	7,185.26	761.37	4,667.01	33.33
202-463-770.200	EQUIPMENT/SMALL TOOLS	2,000.00	2,000.00	0.00	0.00	0.00	2,000.00	0.00
202-463-801.200	PROFESSIONAL & CONTRACTUAL	25,000.00	25,000.00	0.00	6,237.16	0.00	25,000.00	0.00
202-463-931.800	EQUIPMENT & MAINTENANCE	5,000.00	5,000.00	0.00	0.00	0.00	5,000.00	0.00
202-463-932.900	VEHICLE REPAIR & MAINTENANCE	2,000.00	2,000.00	0.00	983.50	0.00	2,000.00	0.00
202-463-967.100	TOOLS & EQUIP	1,000.00	1,000.00	0.00	0.00	0.00	1,000.00	0.00
202-474-705.000	SALARIES SUPERVISION	6,500.00	6,500.00	2,124.17	6,239.56	442.54	4,375.83	32.68
202-474-706.000	SALARIES PERMANENT	20,500.00	20,500.00	9,320.79	23,356.95	1,842.70	11,179.21	45.47
202-474-709.000	MEDICARE	300.00	300.00	151.75	398.49	29.78	148.25	50.58
202-474-709.100	SOCIAL SECURITY TAX	1,600.00	1,600.00	649.05	1,704.29	127.35	950.95	40.57
202-474-756.000	OPERATING SUPPLIES	3,000.00	3,000.00	0.00	1,961.53	0.00	3,000.00	0.00
202-474-784.000	OPER SUPP SNOW & ICE	25,000.00	25,000.00	6,185.89	23,951.45	6,185.89	18,814.11	24.74
202-474-801.200	PROFESSIONAL & CONTRACTUAL	15,000.00	15,000.00	3,321.08	31,989.76	0.00	11,678.92	22.14
202-474-931.800	EQUIPMENT & MAINTENANCE	4,000.00	4,000.00	2,648.85	4,298.82	0.00	1,351.15	66.22
202-482-705.000	SALARIES SUPERVISION	5,000.00	5,000.00	1,569.14	3,741.10	326.91	3,430.86	31.38
202-482-709.000	MEDICARE	75.00	75.00	21.80	53.39	4.51	53.20	29.07
202-482-709.100	SOCIAL SECURITY TAX	300.00	300.00	93.17	228.43	19.28	206.83	31.06
202-482-807.000	AUDIT	1,000.00	1,000.00	0.00	1,000.00	0.00	1,000.00	0.00
202-482-955.850	MISCELLANEOUS	0.00	0.00	10.82	130.30	0.00	(10.82)	100.00
202-483-801.200	PROFESSIONAL & CONTRACTUAL	15,000.00	15,000.00	0.00	0.00	0.00	15,000.00	0.00
202-483-934.200	BRIDGE REHABILITATION	30,000.00	30,000.00	0.00	3,850.00	0.00	30,000.00	0.00

12/16/2021 12:26 PM

User: KATE

DB: New Buffalo

REVENUE AND EXPENDITURE REPORT FOR CITY OF NEW BUFFALO

PERIOD ENDING 11/30/2021

% Fiscal Year Completed: 41.92

*NOTE: Available Balance / Pct Budget Used does not reflect amounts encumbered.

GL NUMBER	DESCRIPTION	2021-22	2021-22	YTD BALANCE	END BALANCE	ACTIVITY FOR	AVAILABLE	% BDGT
		ORIGINAL	AMENDED					
		BUDGET	BUDGET	11/30/2021	06/30/2021	MONTH	BALANCE	USED
						11/30/21		
Fund 202 - MAJOR STREET FUND								
Expenditures								
TOTAL EXPENDITURES		204,675.00	204,675.00	40,675.88	150,019.36	12,182.81	163,999.12	19.87
Fund 202 - MAJOR STREET FUND:								
TOTAL REVENUES		190,150.00	190,150.00	84,403.77	229,738.32	21,141.34	105,746.23	44.39
TOTAL EXPENDITURES		204,675.00	204,675.00	40,675.88	150,019.36	12,182.81	163,999.12	19.87
NET OF REVENUES & EXPENDITURES		(14,525.00)	(14,525.00)	43,727.89	79,718.96	8,958.53	(58,252.89)	301.05
Fund 203 - LOCAL STREET FUND								
Revenues								
203-000-546.000	MOTOR VEHICLE FUND TAX	100,000.00	100,000.00	42,674.65	116,132.13	10,695.62	57,325.35	42.67
203-000-578.000	STATE REVENUE METRO ACT	0.00	0.00	0.00	11,561.45	0.00	0.00	0.00
203-000-665.000	INTEREST EARNED	150.00	150.00	49.96	161.48	0.00	100.04	33.31
TOTAL REVENUES		100,150.00	100,150.00	42,724.61	127,855.06	10,695.62	57,425.39	42.66
Expenditures								
203-463-705.000	SALARIES SUPERVISION	6,500.00	6,500.00	2,124.26	6,239.83	442.57	4,375.74	32.68
203-463-706.000	SALARIES PERMANENT	10,000.00	10,000.00	3,994.47	10,010.31	789.73	6,005.53	39.94
203-463-709.000	MEDICARE	200.00	200.00	82.23	221.40	16.35	117.77	41.12
203-463-709.100	SOCIAL SECURITY TAX	850.00	850.00	351.63	946.58	69.86	498.37	41.37
203-463-756.000	OPERATING SUPPLIES	4,000.00	4,000.00	0.00	609.00	0.00	4,000.00	0.00
203-463-759.200	GASOLINE	1,600.00	1,600.00	466.59	2,210.02	152.27	1,133.41	29.16
203-463-770.200	EQUIPMENT/SMALL TOOLS	1,500.00	1,500.00	0.00	0.00	0.00	1,500.00	0.00
203-463-801.200	PROFESSIONAL & CONTRACTUAL	5,000.00	5,000.00	0.00	944.00	0.00	5,000.00	0.00
203-463-931.800	EQUIPMENT & MAINTENANCE	5,000.00	5,000.00	0.00	0.00	0.00	5,000.00	0.00
203-463-932.900	VEHICLE REPAIR & MAINTENANCE	1,500.00	1,500.00	0.00	983.50	0.00	1,500.00	0.00
203-463-967.100	TOOLS & EQUIP	1,500.00	1,500.00	0.00	0.00	0.00	1,500.00	0.00
203-474-705.000	SALARIES SUPERVISION	6,500.00	6,500.00	2,124.53	6,240.85	442.61	4,375.47	32.69
203-474-706.000	SALARIES PERMANENT	10,000.00	10,000.00	3,994.43	10,010.08	789.74	6,005.57	39.94
203-474-709.000	MEDICARE	200.00	200.00	82.27	221.58	16.36	117.73	41.14
203-474-709.100	SOCIAL SECURITY TAX	850.00	850.00	351.70	946.61	69.85	498.30	41.38
203-474-756.000	MISC SUPPLIES	2,000.00	2,000.00	0.00	1,505.31	0.00	2,000.00	0.00
203-474-784.000	OPER SUPP SNOW & ICE	20,000.00	20,000.00	6,185.91	9,336.13	6,185.91	13,814.09	30.93
203-474-933.000	EQUIPMENT & MAINTENANCE	0.00	0.00	0.00	1,587.00	0.00	0.00	0.00
203-482-705.000	SALARIES SUPERVISION	2,600.00	2,600.00	941.57	2,244.66	196.15	1,658.43	36.21
203-482-709.000	MEDICARE	50.00	50.00	13.11	32.08	2.71	36.89	26.22
203-482-709.100	SOCIAL SECURITY TAX	200.00	200.00	55.93	137.08	11.57	144.07	27.97
203-482-807.000	AUDIT	1,000.00	1,000.00	0.00	1,000.00	0.00	1,000.00	0.00
203-482-955.850	MISCELLANEOUS	60.00	60.00	6.36	76.55	0.00	53.64	10.60
TOTAL EXPENDITURES		81,110.00	81,110.00	20,774.99	55,502.57	9,185.68	60,335.01	25.61
Fund 203 - LOCAL STREET FUND:								
TOTAL REVENUES		100,150.00	100,150.00	42,724.61	127,855.06	10,695.62	57,425.39	42.66
TOTAL EXPENDITURES		81,110.00	81,110.00	20,774.99	55,502.57	9,185.68	60,335.01	25.61
NET OF REVENUES & EXPENDITURES		19,040.00	19,040.00	21,949.62	72,352.49	1,509.94	(2,909.62)	115.28

12/16/2021 12:26 PM

User: KATE

DB: New Buffalo

REVENUE AND EXPENDITURE REPORT FOR CITY OF NEW BUFFALO

PERIOD ENDING 11/30/2021

% Fiscal Year Completed: 41.92

*NOTE: Available Balance / Pct Budget Used does not reflect amounts encumbered.

GL NUMBER	DESCRIPTION	2021-22	2021-22	YTD BALANCE	END BALANCE	ACTIVITY FOR	AVAILABLE	% BDGT
		ORIGINAL	AMENDED					
		BUDGET	BUDGET	11/30/2021	06/30/2021	MONTH 11/30/21	BALANCE	USED
Fund 204 - MUNICIPAL STREET FUND								
Revenues								
204-000-404.000	PROPERTY TAXES	0.00	0.00	62,551.07	0.00	0.00	(62,551.07)	100.00
204-000-445.000	PENALTY & INTEREST	0.00	0.00	59.04	0.00	0.00	(59.04)	100.00
204-000-665.000	INTEREST EARNED	0.00	0.00	0.04	0.00	0.00	(0.04)	100.00
TOTAL REVENUES		0.00	0.00	62,610.15	0.00	0.00	(62,610.15)	100.00
Fund 204 - MUNICIPAL STREET FUND:								
TOTAL REVENUES		0.00	0.00	62,610.15	0.00	0.00	(62,610.15)	100.00
TOTAL EXPENDITURES		0.00	0.00	0.00	0.00	0.00	0.00	0.00
NET OF REVENUES & EXPENDITURES		0.00	0.00	62,610.15	0.00	0.00	(62,610.15)	100.00
Fund 208 - PARK FUND								
Revenues								
208-000-569.000	GRANT	0.00	0.00	0.00	2,000.00	0.00	0.00	0.00
208-000-587.000	DONATIONS	0.00	0.00	0.00	175.00	0.00	0.00	0.00
208-000-651.100	TRANSIENT MARINA FEES	0.00	0.00	0.00	(2,540.48)	0.00	0.00	0.00
208-000-653.000	CONCESSION	10,000.00	10,000.00	0.00	10,000.00	0.00	10,000.00	0.00
208-000-653.300	VENDOR PERCENTAGE OF SALES	40,000.00	40,000.00	42,585.05	50,738.72	12,246.57	(2,585.05)	106.46
208-000-653.400	BOAT LAUNCHING FEES	0.00	0.00	0.00	0.31	0.00	0.00	0.00
208-000-654.000	BEACH PARKING FEES	300,000.00	300,000.00	268,222.42	314,227.95	1,582.87	31,777.58	89.41
208-000-657.000	PARKING FINES	55,000.00	55,000.00	61.00	49,815.00	0.00	54,939.00	0.11
208-000-665.000	INTEREST EARNED	50.00	50.00	11.41	34.95	0.00	38.59	22.82
208-000-667.100	PAVILION RENTAL	500.00	500.00	100.00	600.00	0.00	400.00	20.00
208-000-691.000	MISCELLANEOUS	0.00	0.00	901.00	0.00	0.00	(901.00)	100.00
208-000-699.000	TRANSFER FROM GENERAL	100,000.00	100,000.00	100,000.00	75,000.00	0.00	0.00	100.00
TOTAL REVENUES		505,550.00	505,550.00	411,880.88	500,051.45	13,829.44	93,669.12	81.47
Expenditures								
208-691-706.400	SALARIES--PARKING ENF	0.00	0.00	0.00	705.40	(929.65)	0.00	0.00
208-691-983.000	VEHICLE LEASES	6,183.00	6,183.00	0.35	0.00	(803.00)	6,182.65	0.01
208-751-704.000	SALARIES PART-TIME	0.00	0.00	4,206.61	2,696.41	462.00	(4,206.61)	100.00
208-751-704.100	PT - LIFEGUARDS	60,000.00	60,000.00	16,306.10	40,730.77	0.00	43,693.90	27.18
208-751-705.000	SALARIES SUPERVISION	62,808.00	62,808.00	20,085.27	62,654.77	4,140.84	42,722.73	31.98
208-751-706.000	SALARIES PERMANENT	55,273.00	55,273.00	12,596.49	43,070.30	2,267.85	42,676.51	22.79
208-751-706.160	SALARIES-BOAT LAUNCH	0.00	0.00	0.00	0.21	0.00	0.00	0.00
208-751-706.300	SALARIES-BEACH	55,000.00	55,000.00	22,380.61	45,233.65	0.00	32,619.39	40.69
208-751-706.400	SALARIES--PARKING ENF	0.00	0.00	929.65	0.00	929.65	(929.65)	100.00
208-751-709.000	MEDICARE	3,000.00	3,000.00	1,121.71	3,224.79	94.88	1,878.29	37.39
208-751-709.100	SOCIAL SECURITY TAX	13,000.00	13,000.00	4,796.35	13,788.39	405.70	8,203.65	36.90
208-751-710.200	UNEMPLOYMENT	6,000.00	6,000.00	2,328.92	2,332.84	0.00	3,671.08	38.82
208-751-713.100	SALARIES-OVERTIME	3,000.00	3,000.00	360.84	2,781.43	0.00	2,639.16	12.03
208-751-717.100	RETIREMENT	10,000.00	10,000.00	2,973.79	6,568.28	544.36	7,026.21	29.74
208-751-718.000	HEALTH INSURANCE	20,000.00	20,000.00	5,842.54	9,100.69	1,211.30	14,157.46	29.21
208-751-724.000	LIFE & DISABILITY INSURANCE	3,317.00	3,317.00	1,492.03	2,795.38	299.80	1,824.97	44.98
208-751-724.200	WORKER'S COMPENSATION INS	5,500.00	5,500.00	4,862.92	2,756.92	850.96	637.08	88.42
208-751-725.000	DRUG TESTING/MEDICAL EXPENSE	1,000.00	1,000.00	0.00	175.00	0.00	1,000.00	0.00
208-751-752.200	OFFICE SUPPLIES	1,000.00	1,000.00	373.23	600.14	74.08	626.77	37.32
208-751-756.000	OPERATING SUPPLIES	10,000.00	10,000.00	8,096.14	10,668.88	2,421.96	1,903.86	80.96

12/16/2021 12:26 PM

User: KATE

DB: New Buffalo

REVENUE AND EXPENDITURE REPORT FOR CITY OF NEW BUFFALO

PERIOD ENDING 11/30/2021

% Fiscal Year Completed: 41.92

*NOTE: Available Balance / Pct Budget Used does not reflect amounts encumbered.

GL NUMBER	DESCRIPTION	2021-22	2021-22	YTD BALANCE	END BALANCE	ACTIVITY FOR MONTH	AVAILABLE	% BDGT
		ORIGINAL BUDGET	AMENDED BUDGET					
				11/30/2021	06/30/2021	11/30/21	BALANCE	USED
Fund 208 - PARK FUND								
Expenditures								
208-751-759.200	GASOLINE	5,000.00	5,000.00	1,432.15	2,492.98	182.18	3,567.85	28.64
208-751-768.000	UNIFORMS	3,000.00	3,000.00	836.59	3,938.25	102.57	2,163.41	27.89
208-751-770.200	EQUIPMENT/SMALL TOOLS	5,000.00	5,000.00	558.04	6,100.87	0.00	4,441.96	11.16
208-751-801.200	PROFESSIONAL & CONTRACTUAL	25,000.00	25,000.00	13,915.00	61,257.00	8,730.00	11,085.00	55.66
208-751-807.000	AUDIT	1,000.00	1,000.00	0.00	1,000.00	0.00	1,000.00	0.00
208-751-831.000	MEMBERSHIPS & DUES	400.00	400.00	0.00	175.00	0.00	400.00	0.00
208-751-850.200	TELEPHONE	2,000.00	2,000.00	918.86	2,492.50	167.09	1,081.14	45.94
208-751-854.200	SOFTWARE EXPENSE	2,050.00	2,050.00	0.00	0.00	0.00	2,050.00	0.00
208-751-900.000	PRINTING & PUBLISHING	2,000.00	2,000.00	1,340.69	3,844.51	0.00	659.31	67.03
208-751-910.200	EDUCATION & TRAINING	500.00	500.00	0.00	500.00	0.00	500.00	0.00
208-751-924.200	UTILITIES	35,000.00	35,000.00	19,469.75	20,673.75	3,320.80	15,530.25	55.63
208-751-930.300	BUILDING REPAIR & MAINTENANCE	20,000.00	20,000.00	6,276.07	18,210.13	717.76	13,723.93	31.38
208-751-930.500	GROUNDS REPAIR & MAINT	20,000.00	20,000.00	12,720.66	17,207.43	8,361.05	7,279.34	63.60
208-751-931.700	EQUIPMENT MAINT--PARKING SYSTE	5,000.00	5,000.00	5,260.00	4,689.00	0.00	(260.00)	105.20
208-751-931.800	EQUIPMENT & MAINTENANCE	10,000.00	10,000.00	3,796.48	17,188.45	169.99	6,203.52	37.96
208-751-932.900	VEHICLE REPAIR & MAINTENANCE	3,000.00	3,000.00	3,148.29	4,731.87	336.89	(148.29)	104.94
208-751-935.100	FIRE INSURANCE	1,800.00	1,800.00	0.00	2,157.96	0.00	1,800.00	0.00
208-751-935.200	INSURANCE	4,500.00	4,500.00	0.00	5,009.62	0.00	4,500.00	0.00
208-751-935.300	LIABILITY INSURANCE	8,000.00	8,000.00	0.00	9,014.10	0.00	8,000.00	0.00
208-751-937.700	EQUIPMENT LEASES	12,000.00	12,000.00	1,105.28	13,035.72	0.00	10,894.72	9.21
208-751-940.900	EQUIPMENT RENTAL	1,000.00	1,000.00	300.00	1,050.00	0.00	700.00	30.00
208-751-946.200	ENGINEERING	2,000.00	2,000.00	0.00	0.00	0.00	2,000.00	0.00
208-751-956.200	REFUNDS	400.00	400.00	0.00	0.00	0.00	400.00	0.00
208-751-963.000	BANK FEES	12,000.00	12,000.00	9,354.40	10,011.80	0.00	2,645.60	77.95
208-751-967.000	MISC PROJECTS	6,000.00	6,000.00	0.00	3,854.35	0.00	6,000.00	0.00
208-751-970.000	CAPITAL IMPROVEMENTS	6,000.00	6,000.00	0.00	4,455.00	0.00	6,000.00	0.00
208-751-979.000	EQUIPMENT	5,000.00	5,000.00	337.25	525.28	0.00	4,662.75	6.75
208-751-979.200	LIFEGUARD EQUIPMENT	2,200.00	2,200.00	184.71	3,721.57	0.00	2,015.29	8.40
208-751-979.300	LIFEGUARD RECRUITMENT & TRAINI	4,250.00	4,250.00	88.00	1,675.00	0.00	4,162.00	2.07
208-751-983.000	VEHICLE LEASES	0.00	0.00	1,319.26	0.00	1,319.26	(1,319.26)	100.00
TOTAL EXPENDITURES		519,181.00	519,181.00	191,115.03	468,896.39	35,378.32	328,065.97	36.81
Fund 208 - PARK FUND:								
TOTAL REVENUES		505,550.00	505,550.00	411,880.88	500,051.45	13,829.44	93,669.12	81.47
TOTAL EXPENDITURES		519,181.00	519,181.00	191,115.03	468,896.39	35,378.32	328,065.97	36.81
NET OF REVENUES & EXPENDITURES		(13,631.00)	(13,631.00)	220,765.85	31,155.06	(21,548.88)	(234,396.85)	1,619.59
Fund 209 - PARK IMPROVEMENT FUND								
Revenues								
209-000-404.000	PROPERTY TAXES	112,000.00	112,000.00	115,287.80	111,781.46	0.00	(3,287.80)	102.94
209-000-445.000	PENALTY & INTEREST	225.00	225.00	108.69	253.04	0.00	116.31	48.31
209-000-665.000	INTEREST EARNED	20.00	20.00	11.15	32.70	0.00	8.85	55.75
TOTAL REVENUES		112,245.00	112,245.00	115,407.64	112,067.20	0.00	(3,162.64)	102.82
Expenditures								
209-751-974.000	CAPITAL IMPROVEMENTS	155,000.00	155,000.00	2,198.30	82,350.00	585.00	152,801.70	1.42
209-751-995.500	TRANSFER TO DREDGE FUND	40,000.00	40,000.00	0.00	36,288.00	0.00	40,000.00	0.00

12/16/2021 12:26 PM

User: KATE

DB: New Buffalo

REVENUE AND EXPENDITURE REPORT FOR CITY OF NEW BUFFALO

PERIOD ENDING 11/30/2021

% Fiscal Year Completed: 41.92

*NOTE: Available Balance / Pct Budget Used does not reflect amounts encumbered.

GL NUMBER	DESCRIPTION	2021-22	2021-22	YTD BALANCE	END BALANCE	ACTIVITY FOR	AVAILABLE	% BDGT
		ORIGINAL BUDGET	AMENDED BUDGET	11/30/2021	06/30/2021	MONTH 11/30/21	BALANCE	USED
Fund 209 - PARK IMPROVEMENT FUND								
Expenditures								
TOTAL EXPENDITURES		195,000.00	195,000.00	2,198.30	118,638.00	585.00	192,801.70	1.13
Fund 209 - PARK IMPROVEMENT FUND:								
TOTAL REVENUES		112,245.00	112,245.00	115,407.64	112,067.20	0.00	(3,162.64)	102.82
TOTAL EXPENDITURES		195,000.00	195,000.00	2,198.30	118,638.00	585.00	192,801.70	1.13
NET OF REVENUES & EXPENDITURES		(82,755.00)	(82,755.00)	113,209.34	(6,570.80)	(585.00)	(195,964.34)	136.80
Fund 225 - DREDGE FUND								
Revenues								
225-000-589.000	CONTRIBUTIONS	40,000.00	40,000.00	(27,071.00)	28,116.00	(27,071.00)	67,071.00	(67.68)
225-000-665.000	INTEREST EARNED	125.00	125.00	81.20	204.13	14.46	43.80	64.96
225-000-699.100	TRANSFER IN	40,000.00	40,000.00	0.00	36,288.00	0.00	40,000.00	0.00
TOTAL REVENUES		80,125.00	80,125.00	(26,989.80)	64,608.13	(27,056.54)	107,114.80	(33.68)
Expenditures								
225-597-801.200	PROFESSIONAL & CONTRACTUAL	300,000.00	300,000.00	0.00	0.00	0.00	300,000.00	0.00
TOTAL EXPENDITURES		300,000.00	300,000.00	0.00	0.00	0.00	300,000.00	0.00
Fund 225 - DREDGE FUND:								
TOTAL REVENUES		80,125.00	80,125.00	(26,989.80)	64,608.13	(27,056.54)	107,114.80	33.68
TOTAL EXPENDITURES		300,000.00	300,000.00	0.00	0.00	0.00	300,000.00	0.00
NET OF REVENUES & EXPENDITURES		(219,875.00)	(219,875.00)	(26,989.80)	64,608.13	(27,056.54)	(192,885.20)	12.28
Fund 248 - DOWNTOWN DEVELOPMENT AUTHORITY								
Revenues								
248-000-665.000	INTEREST EARNED	0.00	0.00	0.05	0.12	0.01	(0.05)	100.00
TOTAL REVENUES		0.00	0.00	0.05	0.12	0.01	(0.05)	100.00
Fund 248 - DOWNTOWN DEVELOPMENT AUTHORITY:								
TOTAL REVENUES		0.00	0.00	0.05	0.12	0.01	(0.05)	100.00
TOTAL EXPENDITURES		0.00	0.00	0.00	0.00	0.00	0.00	0.00
NET OF REVENUES & EXPENDITURES		0.00	0.00	0.05	0.12	0.01	(0.05)	100.00
Fund 265 - DRUG LAW ENFORCEMENT FUND								
Revenues								
265-000-665.000	INTEREST EARNED	0.00	0.00	0.00	0.02	0.00	0.00	0.00
TOTAL REVENUES		0.00	0.00	0.00	0.02	0.00	0.00	0.00

REVENUE AND EXPENDITURE REPORT FOR CITY OF NEW BUFFALO

User: KATE

PERIOD ENDING 11/30/2021

DB: New Buffalo

% Fiscal Year Completed: 41.92

*NOTE: Available Balance / Pct Budget Used does not reflect amounts encumbered.

		2021-22	2021-22	YTD BALANCE	END BALANCE	ACTIVITY FOR	AVAILABLE	% BDGT
GL NUMBER	DESCRIPTION	ORIGINAL BUDGET	AMENDED BUDGET	11/30/2021	06/30/2021	MONTH 11/30/21	BALANCE	USED
Fund 265 - DRUG LAW ENFORCEMENT FUND								
Fund 265 - DRUG LAW ENFORCEMENT FUND:								
TOTAL REVENUES		0.00	0.00	0.00	0.02	0.00	0.00	0.00
TOTAL EXPENDITURES		0.00	0.00	0.00	0.00	0.00	0.00	0.00
NET OF REVENUES & EXPENDITURES		0.00	0.00	0.00	0.02	0.00	0.00	0.00
Fund 266 - CRIMINAL JUSTICE TRAINING (ACT 302)								
Revenues								
266-000-550.000	STATE REVENUE JUSTICE TRAINING	1,300.00	1,300.00	555.36	892.08	0.00	744.64	42.72
266-000-665.000	INTEREST EARNED	0.00	0.00	0.04	0.12	0.00	(0.04)	100.00
TOTAL REVENUES		1,300.00	1,300.00	555.40	892.20	0.00	744.60	42.72
Expenditures								
266-000-910.900	CRIMINAL JUSTICE TRAINING	0.00	0.00	194.38	155.51	194.38	(194.38)	100.00
TOTAL EXPENDITURES		0.00	0.00	194.38	155.51	194.38	(194.38)	100.00
Fund 266 - CRIMINAL JUSTICE TRAINING (ACT 302):								
TOTAL REVENUES		1,300.00	1,300.00	555.40	892.20	0.00	744.60	42.72
TOTAL EXPENDITURES		0.00	0.00	194.38	155.51	194.38	(194.38)	100.00
NET OF REVENUES & EXPENDITURES		1,300.00	1,300.00	361.02	736.69	(194.38)	938.98	27.77
Fund 351 - DEBT SERVICE								
Revenues								
351-000-665.000	INTEREST EARNED	100.00	100.00	21.00	74.94	9.67	79.00	21.00
351-000-699.000	TRANSFER FROM GENERAL	126,716.00	126,716.00	126,716.00	127,543.00	0.00	0.00	100.00
351-000-699.100	TRANSFER IN FROM WATER	84,275.00	84,275.00	84,275.00	84,825.00	0.00	0.00	100.00
351-000-699.200	TRANSFER IN FROM SEWER	126,109.00	126,109.00	126,109.00	126,932.00	0.00	0.00	100.00
TOTAL REVENUES		337,200.00	337,200.00	337,121.00	339,374.94	9.67	79.00	99.98
Expenditures								
351-906-991.100	2017 CAP IMPROV BOND PRINCIPLE	245,000.00	245,000.00	0.00	240,000.00	0.00	245,000.00	0.00
351-906-992.100	2017 CAP IMPROV BOND INTEREST	92,100.00	92,100.00	46,050.00	99,300.00	0.00	46,050.00	50.00
351-906-993.000	FEES	800.00	800.00	0.00	0.00	0.00	800.00	0.00
TOTAL EXPENDITURES		337,900.00	337,900.00	46,050.00	339,300.00	0.00	291,850.00	13.63
Fund 351 - DEBT SERVICE:								
TOTAL REVENUES		337,200.00	337,200.00	337,121.00	339,374.94	9.67	79.00	99.98
TOTAL EXPENDITURES		337,900.00	337,900.00	46,050.00	339,300.00	0.00	291,850.00	13.63
NET OF REVENUES & EXPENDITURES		(700.00)	(700.00)	291,071.00	74.94	9.67	(291,771.00)	11,581.57
Fund 402 - EQUIPMENT PURCHASE FUND								

12/16/2021 12:26 PM

User: KATE

DB: New Buffalo

REVENUE AND EXPENDITURE REPORT FOR CITY OF NEW BUFFALO

PERIOD ENDING 11/30/2021

% Fiscal Year Completed: 41.92

*NOTE: Available Balance / Pct Budget Used does not reflect amounts encumbered.

GL NUMBER	DESCRIPTION	2021-22	2021-22	YTD BALANCE	END BALANCE	ACTIVITY FOR	AVAILABLE	% BDGT
		ORIGINAL	AMENDED					
		BUDGET	BUDGET	11/30/2021	06/30/2021	MONTH 11/30/21	BALANCE	USED
Fund 402 - EQUIPMENT PURCHASE FUND								
Revenues								
402-000-665.000	INTEREST EARNED	0.00	0.00	11.31	35.15	0.00	(11.31)	100.00
402-000-676.000	REIMBURSEMENTS	25,000.00	25,000.00	0.00	30,441.00	0.00	25,000.00	0.00
402-000-699.000	TRANSFER FROM GENERAL	30,000.00	30,000.00	40,000.00	30,000.00	0.00	(10,000.00)	133.33
402-000-699.300	TRANSFER FROM LRSB	40,000.00	40,000.00	40,000.00	40,000.00	0.00	0.00	100.00
TOTAL REVENUES		95,000.00	95,000.00	80,011.31	100,476.15	0.00	14,988.69	84.22
Expenditures								
402-970-981.000	POLICE VEHICLES&EQUIPMENT	22,000.00	22,000.00	21,362.85	21,047.55	0.00	637.15	97.10
402-970-981.200	STREET VEHICLES & EQUIPMENT	34,500.00	34,500.00	16,283.85	36,857.40	0.00	18,216.15	47.20
402-970-981.300	PARK VEHICLES & EQUIPMENT	5,720.00	5,720.00	1,429.89	56,219.56	0.00	4,290.11	25.00
402-970-981.500	CITY HALL OFFICE EQUIPMENT	5,000.00	5,000.00	0.00	0.00	0.00	5,000.00	0.00
TOTAL EXPENDITURES		67,220.00	67,220.00	39,076.59	114,124.51	0.00	28,143.41	58.13
Fund 402 - EQUIPMENT PURCHASE FUND:								
TOTAL REVENUES		95,000.00	95,000.00	80,011.31	100,476.15	0.00	14,988.69	84.22
TOTAL EXPENDITURES		67,220.00	67,220.00	39,076.59	114,124.51	0.00	28,143.41	58.13
NET OF REVENUES & EXPENDITURES		27,780.00	27,780.00	40,934.72	(13,648.36)	0.00	(13,154.72)	147.35
Fund 403 - CAPITAL IMPROV CONSTRUCTION								
Revenues								
403-000-665.000	INTEREST EARNED	0.00	0.00	10.62	43.63	1.74	(10.62)	100.00
TOTAL REVENUES		0.00	0.00	10.62	43.63	1.74	(10.62)	100.00
Expenditures								
403-970-976.200	STREET PAVING PROGRAM	65,000.00	65,000.00	8,173.80	44,969.60	0.00	56,826.20	12.58
403-970-993.000	FEES	950.00	950.00	0.00	1,250.00	0.00	950.00	0.00
TOTAL EXPENDITURES		65,950.00	65,950.00	8,173.80	46,219.60	0.00	57,776.20	12.39
Fund 403 - CAPITAL IMPROV CONSTRUCTION:								
TOTAL REVENUES		0.00	0.00	10.62	43.63	1.74	(10.62)	100.00
TOTAL EXPENDITURES		65,950.00	65,950.00	8,173.80	46,219.60	0.00	57,776.20	12.39
NET OF REVENUES & EXPENDITURES		(65,950.00)	(65,950.00)	(8,163.18)	(46,175.97)	1.74	(57,786.82)	12.38
Fund 590 - SEWER FUND								
Revenues								
590-000-642.000	TAP IN FEES	8,000.00	8,000.00	2,056.82	9,705.73	0.00	5,943.18	25.71
590-000-642.100	TAP BUY INS	20,000.00	20,000.00	2,935.00	20,770.77	0.00	17,065.00	14.68
590-000-642.300	INSPECTION FEES	500.00	500.00	79.00	237.00	0.00	421.00	15.80
590-000-642.400	CONNECTION FEE	1,500.00	1,500.00	350.00	1,050.00	0.00	1,150.00	23.33
590-000-650.000	USAGE	482,812.00	482,812.00	279,990.27	450,316.94	48,624.76	202,821.73	57.99
590-000-650.100	READY TO SERVE	575,000.00	575,000.00	234,297.79	574,777.86	39,528.31	340,702.21	40.75

12/16/2021 12:26 PM

User: KATE

DB: New Buffalo

REVENUE AND EXPENDITURE REPORT FOR CITY OF NEW BUFFALO

PERIOD ENDING 11/30/2021

% Fiscal Year Completed: 41.92

*NOTE: Available Balance / Pct Budget Used does not reflect amounts encumbered.

GL NUMBER	DESCRIPTION	2021-22	2021-22	YTD BALANCE	END BALANCE	ACTIVITY FOR MONTH	AVAILABLE	% BDGT
		ORIGINAL BUDGET	AMENDED BUDGET					
				11/30/2021	06/30/2021	11/30/21	BALANCE	USED
Fund 590 - SEWER FUND								
Revenues								
590-000-662.000	PENALTIES	10,000.00	10,000.00	4,655.48	8,472.62	1,170.94	5,344.52	46.55
590-000-665.000	INTEREST EARNED	150.00	150.00	37.50	167.82	0.00	112.50	25.00
590-000-691.000	MISCELLANEOUS	0.00	0.00	0.00	740.58	0.00	0.00	0.00
TOTAL REVENUES		1,097,962.00	1,097,962.00	524,401.86	1,066,239.32	89,324.01	573,560.14	47.76
Expenditures								
590-537-705.000	SALARIES SUPERVISION	27,500.00	27,500.00	7,878.80	20,908.92	1,641.39	19,621.20	28.65
590-537-706.000	SALARIES PERMANENT	40,000.00	40,000.00	15,771.28	41,240.75	3,172.39	24,228.72	39.43
590-537-709.000	MEDICARE	800.00	800.00	322.91	859.50	65.07	477.09	40.36
590-537-709.100	SOCIAL SECURITY TAX	4,000.00	4,000.00	1,380.80	3,674.30	278.17	2,619.20	34.52
590-537-756.000	OPERATING SUPPLIES	300.00	300.00	0.00	0.00	0.00	300.00	0.00
590-537-801.200	PROFESSIONAL & CONTRACTUAL	3,000.00	3,000.00	0.00	0.00	0.00	3,000.00	0.00
590-537-807.000	AUDIT	2,000.00	2,000.00	0.00	2,000.00	0.00	2,000.00	0.00
590-537-838.000	GALIEN RIVER SANITARY DISTRICT	900,000.00	900,000.00	169,561.84	524,330.34	33,722.36	730,438.16	18.84
590-537-838.100	GRSD MAINTENANCE	40,000.00	40,000.00	4,926.78	29,521.25	0.00	35,073.22	12.32
590-537-838.500	GRSD-CONNECTION FEES	2,000.00	2,000.00	350.00	700.00	0.00	1,650.00	17.50
590-537-851.200	POSTAGE	1,800.00	1,800.00	0.00	800.00	0.00	1,800.00	0.00
590-537-903.000	PRINTING & PUBLISHING	0.00	0.00	0.00	155.41	0.00	0.00	0.00
590-537-924.200	UTILITIES	13,000.00	13,000.00	10,354.31	16,948.93	422.40	2,645.69	79.65
590-537-931.800	EQUIPMENT & MAINTENANCE	4,000.00	4,000.00	0.00	0.00	0.00	4,000.00	0.00
590-537-934.100	SEWER REPAIR & MAINTENANCE	30,000.00	30,000.00	0.00	0.00	0.00	30,000.00	0.00
590-537-935.300	LIABILITY INSURANCE	2,800.00	2,800.00	0.00	3,201.41	0.00	2,800.00	0.00
590-537-937.000	SEWER CONNECTIONS/MAINTENANCE	7,000.00	7,000.00	0.00	5,200.00	0.00	7,000.00	0.00
590-537-946.200	ENGINEERING	30,000.00	30,000.00	0.00	750.00	0.00	30,000.00	0.00
590-537-955.850	MISCELLANEOUS	0.00	0.00	17.55	181.75	0.00	(17.55)	100.00
590-537-995.000	INTERFUND TRANSFERS	22,878.00	22,878.00	11,807.27	24,690.27	0.00	11,070.73	51.61
590-537-995.100	TRANSFER TO DEBT SERVICE 2017	126,716.00	126,716.00	126,109.00	126,932.00	0.00	607.00	99.52
TOTAL EXPENDITURES		1,257,794.00	1,257,794.00	348,480.54	802,094.83	39,301.78	909,313.46	27.71
Fund 590 - SEWER FUND:								
TOTAL REVENUES		1,097,962.00	1,097,962.00	524,401.86	1,066,239.32	89,324.01	573,560.14	47.76
TOTAL EXPENDITURES		1,257,794.00	1,257,794.00	348,480.54	802,094.83	39,301.78	909,313.46	27.71
NET OF REVENUES & EXPENDITURES		(159,832.00)	(159,832.00)	175,921.32	264,144.49	50,022.23	(335,753.32)	110.07
Fund 591 - WATER FUND								
Revenues								
591-000-626.000	SERVICES RENDERED	500.00	500.00	1,050.00	1,914.00	0.00	(550.00)	210.00
591-000-642.000	TAP IN FEES	20,000.00	20,000.00	3,886.50	17,978.05	0.00	16,113.50	19.43
591-000-642.100	TAP BUY INS	10,000.00	10,000.00	991.00	10,977.23	0.00	9,009.00	9.91
591-000-648.000	USAGE - CASINO	360,000.00	360,000.00	161,043.88	338,002.97	64,815.36	198,956.12	44.73
591-000-649.000	USAGE-TWP	9,700.00	9,700.00	6,176.16	13,163.11	1,692.30	3,523.84	63.67
591-000-650.000	USAGE	370,000.00	370,000.00	210,323.83	326,052.62	33,507.31	159,676.17	56.84
591-000-650.100	READY TO SERVE	430,000.00	430,000.00	167,913.66	422,985.23	26,678.29	262,086.34	39.05
591-000-650.200	RTS - CASINO	23,000.00	23,000.00	9,744.20	23,386.08	3,897.68	13,255.80	42.37
591-000-651.000	ON/OFF FEES	3,000.00	3,000.00	1,815.00	5,916.50	165.00	1,185.00	60.50
591-000-662.000	PENALTIES	6,500.00	6,500.00	3,137.00	5,699.01	837.17	3,363.00	48.26
591-000-665.000	INTEREST EARNED	400.00	400.00	105.87	513.41	0.00	294.13	26.47

12/16/2021 12:26 PM

User: KATE

DB: New Buffalo

REVENUE AND EXPENDITURE REPORT FOR CITY OF NEW BUFFALO

PERIOD ENDING 11/30/2021

% Fiscal Year Completed: 41.92

*NOTE: Available Balance / Pct Budget Used does not reflect amounts encumbered.

GL NUMBER	DESCRIPTION	2021-22	2021-22	YTD BALANCE	END BALANCE	ACTIVITY FOR	AVAILABLE	% BDGT
		ORIGINAL BUDGET	AMENDED BUDGET			MONTH 11/30/21		
Fund 591 - WATER FUND								
Revenues								
591-000-680.000	HYDRANT RENTAL	150.00	150.00	100.00	416.00	75.00	50.00	66.67
TOTAL REVENUES		1,233,250.00	1,233,250.00	566,287.10	1,167,004.21	131,668.11	666,962.90	45.92
Expenditures								
591-536-705.000	SALARIES SUPERVISION	133,575.00	133,575.00	43,680.04	117,701.18	9,054.98	89,894.96	32.70
591-536-706.000	SALARIES PERMANENT	186,864.00	186,864.00	68,949.12	185,730.43	15,070.38	117,914.88	36.90
591-536-709.000	MEDICARE	5,000.00	5,000.00	1,703.95	4,431.27	344.95	3,296.05	34.08
591-536-709.100	SOCIAL SECURITY TAX	19,500.00	19,500.00	7,285.95	18,947.75	1,475.01	12,214.05	37.36
591-536-710.200	UNEMPLOYMENT	1,700.00	1,700.00	0.00	736.64	0.00	1,700.00	0.00
591-536-713.100	SALARIES-OVERTIME	22,000.00	22,000.00	6,994.26	17,384.45	1,420.33	15,005.74	31.79
591-536-717.100	RETIREMENT	21,500.00	21,500.00	8,826.06	20,275.37	1,609.01	12,673.94	41.05
591-536-718.000	HEALTH INSURANCE	81,258.00	81,258.00	32,761.12	75,961.73	6,634.88	48,496.88	40.32
591-536-724.000	LIFE & DISABILITY INSURANCE	7,881.00	7,881.00	3,515.81	8,514.25	704.02	4,365.19	44.61
591-536-724.200	WORKER'S COMPENSATION INS	9,500.00	9,500.00	9,259.62	4,863.78	1,614.24	240.38	97.47
591-536-725.000	DRUG TESTING/MEDICAL EXPENSE	0.00	0.00	55.00	0.00	55.00	(55.00)	100.00
591-536-726.000	STIPENDS	5,050.00	5,050.00	5,341.72	5,158.28	0.00	(291.72)	105.78
591-536-752.200	OFFICE SUPPLIES	800.00	800.00	217.85	122.22	0.00	582.15	27.23
591-536-754.000	PROCESS CHEMICALS	26,500.00	26,500.00	8,904.87	24,427.90	6,175.48	17,595.13	33.60
591-536-756.000	OPERATING SUPPLIES	25,000.00	25,000.00	(846.96)	14,828.04	684.42	25,846.96	(3.39)
591-536-756.100	SUPPLIES - WATER TAPS	7,500.00	7,500.00	2,020.51	4,987.32	0.00	5,479.49	26.94
591-536-756.200	METER REPLACEMENT	17,000.00	17,000.00	4,034.56	7,478.40	0.00	12,965.44	23.73
591-536-756.300	MISC TESTING SUPPLIES&TESTING	8,000.00	8,000.00	953.00	8,221.66	120.00	7,047.00	11.91
591-536-756.400	LAB SUPPLIES	23,500.00	23,500.00	7,013.61	20,578.69	403.15	16,486.39	29.85
591-536-759.200	GASOLINE	5,500.00	5,500.00	1,937.70	3,133.26	219.09	3,562.30	35.23
591-536-768.000	UNIFORMS	1,600.00	1,600.00	502.63	1,004.20	193.88	1,097.37	31.41
591-536-770.200	EQUIPMENT/SMALL TOOLS	5,500.00	5,500.00	984.17	646.24	0.00	4,515.83	17.89
591-536-801.200	PROFESSIONAL & CONTRACTUAL	30,000.00	30,000.00	18,329.00	27,511.24	0.00	11,671.00	61.10
591-536-801.600	CONTRACTUAL-WATER TAPS	7,500.00	7,500.00	954.00	4,473.50	0.00	6,546.00	12.72
591-536-807.000	AUDIT	2,000.00	2,000.00	0.00	2,000.00	0.00	2,000.00	0.00
591-536-818.700	SLUDGE REMOVAL	35,000.00	35,000.00	0.00	0.00	0.00	35,000.00	0.00
591-536-818.800	WATER INTAKE SERVICE	15,000.00	15,000.00	17,400.00	0.00	0.00	(2,400.00)	116.00
591-536-820.500	PERMIT FEE	150.00	150.00	0.00	245.00	0.00	150.00	0.00
591-536-824.000	LAB CERTIFICATION FEE	1,500.00	1,500.00	1,340.28	1,300.05	0.00	159.72	89.35
591-536-831.000	MEMBERSHIPS & DUES	2,000.00	2,000.00	905.57	1,769.58	905.57	1,094.43	45.28
591-536-850.200	TELEPHONE	12,000.00	12,000.00	3,787.14	8,189.17	728.91	8,212.86	31.56
591-536-851.200	POSTAGE	2,500.00	2,500.00	250.23	1,352.85	80.71	2,249.77	10.01
591-536-861.000	TRAVEL/MILEAGE REIMB	500.00	500.00	40.00	0.00	0.00	460.00	8.00
591-536-900.000	PRINTING & PUBLISHING	1,000.00	1,000.00	632.00	155.41	0.00	368.00	63.20
591-536-910.200	EDUCATION & TRAINING	3,800.00	3,800.00	1,605.06	855.00	0.00	2,194.94	42.24
591-536-924.200	UTILITIES	55,000.00	55,000.00	11,760.27	39,255.69	3,872.08	43,239.73	21.38
591-536-930.000	PLANT REPAIR & MAINTENANCE	15,000.00	15,000.00	0.00	977.45	0.00	15,000.00	0.00
591-536-930.300	BUILDING REPAIR & MAINTENANCE	20,000.00	20,000.00	486.00	178,013.73	99.72	19,514.00	2.43
591-536-931.800	EQUIPMENT & MAINTENANCE	40,000.00	40,000.00	8,217.13	24,153.08	121.27	31,782.87	20.54
591-536-932.900	VEHICLE REPAIR & MAINTENANCE	6,500.00	6,500.00	986.86	1,463.61	111.04	5,513.14	15.18
591-536-934.000	OTHER REPAIRS & MAINT	10,000.00	10,000.00	0.00	5,637.30	0.00	10,000.00	0.00
591-536-935.100	FIRE INSURANCE	12,000.00	12,000.00	0.00	14,458.27	0.00	12,000.00	0.00
591-536-935.200	INSURANCE	2,500.00	2,500.00	0.00	3,005.78	0.00	2,500.00	0.00
591-536-935.300	LIABILITY INSURANCE	3,000.00	3,000.00	0.00	3,004.71	0.00	3,000.00	0.00
591-536-940.900	EQUIPMENT RENTAL	250.00	250.00	0.00	0.00	0.00	250.00	0.00
591-536-946.200	ENGINEERING	25,000.00	25,000.00	7,974.50	19,756.50	0.00	17,025.50	31.90
591-536-955.850	MISCELLANEOUS	0.00	0.00	0.00	(2,312.50)	0.00	0.00	0.00
591-536-963.000	BANK FEES	3,000.00	3,000.00	69.34	682.88	0.00	2,930.66	2.31

12/16/2021 12:26 PM

User: KATE

DB: New Buffalo

REVENUE AND EXPENDITURE REPORT FOR CITY OF NEW BUFFALO

PERIOD ENDING 11/30/2021

% Fiscal Year Completed: 41.92

*NOTE: Available Balance / Pct Budget Used does not reflect amounts encumbered.

GL NUMBER	DESCRIPTION	2021-22	2021-22	YTD BALANCE	END BALANCE	ACTIVITY FOR	AVAILABLE	% BDGT
		ORIGINAL BUDGET	AMENDED BUDGET	11/30/2021	06/30/2021	MONTH 11/30/21	BALANCE	USED
Fund 591 - WATER FUND								
Expenditures								
591-536-974.700	PLANT SECURITY EXPENSE	2,500.00	2,500.00	29.99	1,010.00	0.00	2,470.01	1.20
591-536-979.000	EQUIPMENT	10,000.00	10,000.00	0.00	0.00	0.00	10,000.00	0.00
591-536-979.400	WATER METER REPLACEMENT	0.00	0.00	500.00	0.00	500.00	(500.00)	100.00
591-536-979.500	HYDRANT REPLACEMENT	7,500.00	7,500.00	0.00	(9.46)	0.00	7,500.00	0.00
591-536-983.000	VEHICLE LEASES	6,277.00	6,277.00	1,352.67	0.00	530.43	4,924.33	21.55
591-536-987.000	WATER MAIN EXTENSIONS	70,000.00	70,000.00	4,595.38	0.00	3,742.38	65,404.62	6.56
591-536-991.700	LIGHTHOUSE CREEK PAYMENT	75,541.00	75,541.00	0.00	76,594.14	0.00	75,541.00	0.00
591-536-992.600	2010 WATER SYS IMPR-INTEREST	20,874.00	20,874.00	10,936.55	22,810.60	0.00	9,937.45	52.39
591-536-995.100	TRANSFER TO DEBT SERVICE 2017	84,275.00	84,275.00	84,275.00	84,825.00	0.00	0.00	100.00
TOTAL EXPENDITURES		1,196,895.00	1,196,895.00	390,521.56	1,066,311.64	56,470.93	806,373.44	32.63
Fund 591 - WATER FUND:								
TOTAL REVENUES		1,233,250.00	1,233,250.00	566,287.10	1,167,004.21	131,668.11	666,962.90	45.92
TOTAL EXPENDITURES		1,196,895.00	1,196,895.00	390,521.56	1,066,311.64	56,470.93	806,373.44	32.63
NET OF REVENUES & EXPENDITURES		36,355.00	36,355.00	175,765.54	100,692.57	75,197.18	(139,410.54)	483.47
Fund 594 - HARBOR OPERATIONS								
Revenues								
594-000-651.100	TRANSIENT MARINA FEES	45,000.00	45,000.00	32,155.27	70,766.66	136.36	12,844.73	71.46
594-000-652.000	BOAT LAUNCHING FEES	53,000.00	53,000.00	54,264.50	72,468.00	1,172.00	(1,264.50)	102.39
594-000-652.100	BOAT LAUNCH FEES-COMMERCIAL	28,000.00	28,000.00	11,821.00	23,946.00	2,088.00	16,179.00	42.22
594-000-653.200	ICE/MECHANDISE SALES	1,200.00	1,200.00	340.00	491.00	0.00	860.00	28.33
594-000-665.000	INTEREST EARNED	0.00	20.00	7.05	6.77	0.00	12.95	35.25
594-000-676.000	REIMBURSEMENTS	0.00	100.00	0.00	0.00	0.00	100.00	0.00
594-000-678.000	REIMBURSEMENTS	0.00	0.00	0.00	11,670.00	0.00	0.00	0.00
594-000-699.000	TRANSFER FROM GENERAL	0.00	0.00	0.00	25,000.00	0.00	0.00	0.00
TOTAL REVENUES		127,200.00	127,320.00	98,587.82	204,348.43	3,396.36	28,732.18	77.43
Expenditures								
594-597-705.000	SALARIES SUPERVISION	15,000.00	15,000.00	5,469.16	4,653.46	1,120.72	9,530.84	36.46
594-597-706.100	SALARIES-OVERTIME	500.00	500.00	162.00	108.00	0.00	338.00	32.40
594-597-706.160	SALARIES-BOAT LAUNCH	36,000.00	36,000.00	17,946.54	31,946.49	2,654.87	18,053.46	49.85
594-597-706.200	SALARIES- PT MARINA	25,000.00	25,000.00	10,765.55	17,588.70	45.00	14,234.45	43.06
594-597-706.400	SALARIES--PARKING ENF	0.00	0.00	929.59	705.37	0.00	(929.59)	100.00
594-597-707.000	SALARIES PART-TIME	0.00	0.00	525.83	337.05	57.75	(525.83)	100.00
594-597-709.000	MEDICARE	0.00	885.00	515.73	0.00	515.73	369.27	58.27
594-597-709.100	SOCIAL SECURITY TAX	0.00	3,500.00	2,205.04	0.00	2,205.04	1,294.96	63.00
594-597-710.200	UNEMPLOYMENT	0.00	1,500.00	222.97	0.00	222.97	1,277.03	14.86
594-597-714.000	MEDICARE	885.00	0.00	0.00	401.61	(460.29)	0.00	0.00
594-597-715.000	SOCIAL SECURITY TAX	3,500.00	0.00	0.00	1,717.31	(1,968.07)	0.00	0.00
594-597-720.000	WORKER'S COMPENSATION INS	500.00	0.00	0.34	118.34	(118.00)	(0.34)	100.00
594-597-721.000	UNEMPLOYMENT COMPENSATION	1,500.00	0.00	0.00	0.00	(222.97)	0.00	0.00
594-597-722.000	DRUG TESTING/MEDICAL EXPENSE	500.00	0.00	0.00	210.00	(35.00)	0.00	0.00
594-597-724.200	WORKER'S COMPENSATION INSURANC	0.00	500.00	381.94	0.00	381.94	118.06	76.39
594-597-725.000	DRUG TESTING/MEDICAL EXPENSE	0.00	500.00	35.00	0.00	35.00	465.00	7.00
594-597-728.000	OFFICE SUPPLIES	500.00	0.00	0.05	706.28	(112.00)	(0.05)	100.00
594-597-752.200	OFFICE SUPPLIES	0.00	500.00	112.00	0.00	112.00	388.00	22.40

12/16/2021 12:26 PM

User: KATE

DB: New Buffalo

REVENUE AND EXPENDITURE REPORT FOR CITY OF NEW BUFFALO

PERIOD ENDING 11/30/2021

% Fiscal Year Completed: 41.92

*NOTE: Available Balance / Pct Budget Used does not reflect amounts encumbered.

GL NUMBER	DESCRIPTION	2021-22	2021-22	YTD BALANCE	END BALANCE	ACTIVITY FOR	AVAILABLE	% BDGT
		ORIGINAL	AMENDED BUDGET			MONTH		
		BUDGET		11/30/2021	06/30/2021	11/30/21		
Fund 594 - HARBOR OPERATIONS								
Expenditures								
594-597-756.000	OPERATING SUPPLIES	2,000.00	2,000.00	1,232.98	941.31	0.00	767.02	61.65
594-597-756.500	MERCHANDISE	2,000.00	2,000.00	0.00	0.00	0.00	2,000.00	0.00
594-597-767.000	EQUIPMENT/SMALL TOOLS	500.00	0.00	0.00	482.50	0.00	0.00	0.00
594-597-768.000	UNIFORMS	0.00	0.00	0.00	412.79	0.00	0.00	0.00
594-597-770.200	EQUIPMENT/SMALL TOOLS	0.00	500.00	0.00	0.00	0.00	500.00	0.00
594-597-801.200	PROFESSIONAL & CONTRACTUAL	0.00	3,000.00	19,205.42	0.00	19,205.42	(16,205.42)	640.18
594-597-807.000	AUDIT	1,000.00	1,000.00	0.00	0.00	0.00	1,000.00	0.00
594-597-818.000	PROFESSIONAL & CONTRACTUAL	3,000.00	0.00	0.00	65,780.42	(19,115.42)	0.00	0.00
594-597-818.200	ENGINEERING	2,000.00	0.00	0.00	8,850.00	0.00	0.00	0.00
594-597-900.000	PRINTING & PUBLISHING	0.00	0.00	1,035.91	0.00	1,035.91	(1,035.91)	100.00
594-597-903.000	PRINTING & PUBLISHING	0.00	0.00	0.00	0.00	(1,035.91)	0.00	0.00
594-597-920.000	UTILITIES	7,500.00	0.00	(0.24)	9,605.49	(2,753.00)	0.24	100.00
594-597-924.200	UTILITIES	0.00	7,500.00	3,413.39	0.00	3,413.39	4,086.61	45.51
594-597-930.300	BUILDING REPAIR & MAINTENANCE	0.00	5,000.00	4,244.77	0.00	3,883.43	755.23	84.90
594-597-930.400	GROUPS REPAIR & MAINT	0.00	5,500.00	8,456.36	0.00	8,456.36	(2,956.36)	153.75
594-597-931.000	BUILDING REPAIR & MAINTENANCE	5,000.00	0.00	0.00	3,624.99	(2,318.09)	0.00	0.00
594-597-931.800	EQUIPMENT & MAINTENANCE	0.00	1,000.00	0.00	0.00	0.00	1,000.00	0.00
594-597-932.000	GROUPS REPAIR & MAINT	5,500.00	0.00	0.00	10,719.77	(7,556.36)	0.00	0.00
594-597-933.000	EQUIPMENT & MAINTENANCE	1,000.00	0.00	0.00	410.02	0.00	0.00	0.00
594-597-946.300	ENGINEERING	0.00	2,000.00	0.00	0.00	0.00	2,000.00	0.00
594-597-956.200	REFUNDS	1,500.00	1,500.00	0.00	1,197.88	0.00	1,500.00	0.00
594-597-963.000	BANK FEES	500.00	500.00	0.00	0.00	0.00	500.00	0.00
594-597-970.000	CAPITAL IMPROVEMENTS	5,000.00	5,000.00	0.00	852.39	0.00	5,000.00	0.00
TOTAL EXPENDITURES		120,385.00	120,385.00	76,860.33	161,370.17	7,650.42	43,524.67	63.85
Fund 594 - HARBOR OPERATIONS:								
TOTAL REVENUES		127,200.00	127,320.00	98,587.82	204,348.43	3,396.36	28,732.18	77.43
TOTAL EXPENDITURES		120,385.00	120,385.00	76,860.33	161,370.17	7,650.42	43,524.67	63.85
NET OF REVENUES & EXPENDITURES		6,815.00	6,935.00	21,727.49	42,978.26	(4,254.06)	(14,792.49)	313.30
Fund 599 - WATER MAINT RESERVE FUND								
Revenues								
599-000-665.000	INTEREST EARNED	0.00	0.00	79.38	453.23	0.00	(79.38)	100.00
TOTAL REVENUES		0.00	0.00	79.38	453.23	0.00	(79.38)	100.00
Expenditures								
599-539-955.850	MISCELLANEOUS	0.00	0.00	64.91	642.44	0.00	(64.91)	100.00
TOTAL EXPENDITURES		0.00	0.00	64.91	642.44	0.00	(64.91)	100.00
Fund 599 - WATER MAINT RESERVE FUND:								
TOTAL REVENUES		0.00	0.00	79.38	453.23	0.00	(79.38)	100.00
TOTAL EXPENDITURES		0.00	0.00	64.91	642.44	0.00	(64.91)	100.00
NET OF REVENUES & EXPENDITURES		0.00	0.00	14.47	(189.21)	0.00	(14.47)	100.00

12/16/2021 12:26 PM

User: KATE

DB: New Buffalo

REVENUE AND EXPENDITURE REPORT FOR CITY OF NEW BUFFALO

PERIOD ENDING 11/30/2021

% Fiscal Year Completed: 41.92

*NOTE: Available Balance / Pct Budget Used does not reflect amounts encumbered.

GL NUMBER	DESCRIPTION	2021-22	2021-22	YTD BALANCE	END BALANCE	ACTIVITY FOR	AVAILABLE	% BDGT
		ORIGINAL BUDGET	AMENDED BUDGET	11/30/2021	06/30/2021	MONTH 11/30/21	BALANCE	USED
Fund 703 - CURRENT TAX FUND								
Revenues								
703-000-628.000	SERVICE CHARGE	0.00	0.00	25.00	0.00	25.00	(25.00)	100.00
TOTAL REVENUES		0.00	0.00	25.00	0.00	25.00	(25.00)	100.00
Fund 703 - CURRENT TAX FUND:								
TOTAL REVENUES		0.00	0.00	25.00	0.00	25.00	(25.00)	100.00
TOTAL EXPENDITURES		0.00	0.00	0.00	0.00	0.00	0.00	0.00
NET OF REVENUES & EXPENDITURES		0.00	0.00	25.00	0.00	25.00	(25.00)	100.00
Fund 704 - TRUST & AGENCY								
Revenues								
704-000-671.000	ESCROW	0.00	0.00	10,000.00	0.00	0.00	(10,000.00)	100.00
TOTAL REVENUES		0.00	0.00	10,000.00	0.00	0.00	(10,000.00)	100.00
Fund 704 - TRUST & AGENCY:								
TOTAL REVENUES		0.00	0.00	10,000.00	0.00	0.00	(10,000.00)	100.00
TOTAL EXPENDITURES		0.00	0.00	0.00	0.00	0.00	0.00	0.00
NET OF REVENUES & EXPENDITURES		0.00	0.00	10,000.00	0.00	0.00	(10,000.00)	100.00
TOTAL REVENUES - ALL FUNDS								
TOTAL REVENUES - ALL FUNDS		8,438,740.00	8,438,860.00	5,614,463.94	7,770,975.76	352,505.74	2,824,396.06	66.53
TOTAL EXPENDITURES - ALL FUNDS		9,009,330.00	9,009,330.00	2,624,409.68	6,555,130.18	375,404.42	6,384,920.32	29.13
NET OF REVENUES & EXPENDITURES		(570,590.00)	(570,470.00)	2,990,054.26	1,215,845.58	(22,898.68)	(3,560,524.26)	524.14

Special Event Application Form



224 W. Buffalo St.
New Buffalo, MI 49117
Phone: 269-469-1500
Fax: 269-469-7917

Important: Please fill out each item as completely as possible, to allow your application to be processed as quickly as possible, without unnecessary delays. Please return the completed, signed application, along with a \$100.00 non-refundable application fee, with any necessary attachments, to the City Hall, at the address shown at the left.

Special Events must be approved by the City Council, which meets on the Third Tuesday each month. We recommend submitting your application at least two months before your event, to allow time for review and satisfy all requirements before approval.

Applicant Information

Name of Special Event: New Buffalo Area Schools Graduation

Sponsoring Organization (if applicable): _____

Mailing/billing Address: _____

City/State/ZIP Code: New Buffalo, MI 49117

TIN: _____

Contact Person(s): Dr. Jeffrey Leslie

Business Phone: 269-469-6013

Cell Phone: _____

Fax: _____

E-mail Address(es): jleslie@nbas.org

RECEIVED

NOV 08 2021

CITY OF NEW BUFFALO

Event Information

**A separate event schedule and/or description may be attached in response to questions 1 through 5.*

***For any question, if there is not room to include a complete response, please include the response on a separate attachment and note "see attached". When providing information in an attachment, please refer to the appropriate question number(s) to help the City staff review the application.*

1. What is the requested day(s), date(s), and time(s) of the Special Event: Saturday, June 4, 2022.
from 6:30 p.m. to 10:00 p.m.

2. Is there a requested alternative date(s)? [YES] [NO]

- If yes, please provide the alternative date(s): _____

3. Please describe the event(s): New Buffalo Area Schools Graduation Commencement.

4. What is the requested location(s) of the event(s): 1112 East Clay Street, New Buffalo, MI

500

Please complete the following checklist regarding your event and special needs: More detailed instructions are included on the following pages. Please use additional sheets where appropriate for more detailed responses.

6. Is this event expected to be a reoccurring event in a future calendar year? Yes ☒ No ☐
Normal Annual Date? 1st or 2nd Week of June
7. Have you included a map indicating the location of your event and **schedule**?* Yes ☒ No ☐
8. Will this event include the use of signs?
• Directional _____ Yes ☒ No ☐
• Other Road Closed _____ Yes ☒ No ☐
9. Is the applicant seeking special parking arrangements, such as reserved parking?* Yes ☐ No ☒
10. Is the applicant requiring utility connections, such as electric or water services? Yes ☐ No ☒
11. Does the applicant require other public services?
• Barricades Date Installed: 06/04/2022 Date Removed: 06/04/2022 Yes ☒ No ☐
• Fencing Date Installed: _____ Date Removed: _____ Yes ☐ No ☒
• Street Sweeping and/or Mowing Yes ☐ No ☒
• Rubbish Containers Date Installed: _____ Date Removed: _____ Yes ☐ No ☒
• Recycling Containers Date Installed: _____ Date Removed: _____ Yes ☐ No ☒
• Police Yes ☒ No ☐
• Other: Fire Department/Fireworks _____ Yes ☒ No ☐
• Map included indicating locations of these services/facilities?* Yes ☒ No ☐
12. Does the applicant have any security or safety concerns/requirements? Yes ☒ No ☐
13. Are you requesting assistance from the Police Department? **Yes ☒ No ☐
14. Are you requesting assistance from the Fire Department? **Yes ☒ No ☐
15. Are you requesting assistance from the Park/Streets? **Yes ☐ No ☒
16. Is the applicant requesting assistance from an outside agency or contractor
For providing services and/or facilities? Yes ☒ No ☐
17. Will the event include loud or unusual sounds?*
- Musicians Yes ☒ No ☐
• Singers Yes ☒ No ☐
• Amplified Announcers Yes ☒ No ☐
• Carnival Rides Yes ☐ No ☒
• Motor Vehicle Noises Yes ☐ No ☒
• Generators Yes ☐ No ☒
• Other Fireworks/Pyrotechnics Display _____ Yes ☒ No ☐
18. Will the event include food/vendors?*
19. Will the event require sanitation services?*
20. Will the event require transportation services?*
21. Will the event include unusual lighting beyond what is normal at that location? Yes ☐ No ☒
22. Are alcoholic beverages proposed to be served as part of the event?*
- Have all necessary liquor licenses been obtained or applied for? Yes ☐ No ☒
23. Does the applicant have any other requests that are not listed in this form? Yes ☐ No ☒
24. The applicant is required to provide general liability insurance coverage with respect to the event as follows:

*** Indicates attachments required**

*****Fees for Police and Fire man power and services will be determined by Police Chief and Fire Chief.***

*****DPW-City of New Buffalo will provide 2 City Street Dept. employees to assist applicant up to ½ hour (one-hour total) at no cost to applicant. If services are required beyond one hour, the applicant shall pay \$65.00 per hour, on an available basis.**

Insurance Requirements

1. Low Hazard: A minimum of \$500,000 per occurrence and aggregate limit of liability for personal injury, bodily injury and property damage.
2. Medium Hazard: General Liability with broad form general liability endorsement or equivalent. Limits of liability shall not be less than \$1,000,000 per occurrence and aggregate combined single limit for personal injury, bodily injury and property damage.
3. High Hazard: General Liability with broad form general liability endorsement or equivalent. Limits of liability shall not be less than \$2,000,000 per occurrence and aggregate combined single limit for personal injury, bodily injury and property damage.
4. Special Hazard: General Liability with broad form general liability endorsement or equivalent. Limits of liability shall not be less than \$3,000,000 per occurrence and aggregate combined single limit for personal injury, bodily injury and property damage. The City Manager/City Clerk may require higher limits.
5. Liquor Liability: A minimum of \$3,000,000 per occurrence aggregate limit of liability.

Have you attached a Certificate of Insurance and endorsement listing the City of New Buffalo as an additional named insured?

Yes X No ___

6. **Is this event expected to occur again in a future calendar year?** You may ask to reserve a date for a future calendar year with this application. To reserve an event date for a future calendar year, please provide the normal annual event date. **Note:** Granting such a reservation does not constitute final approval of the event, but will reserve the same area as granted for the current year, until three months before the reserved date.
7. **An Event Map and Schedule of event** – If your event will use streets, sidewalks, or parks will use multiple locations, please attach one or more maps showing the locations requested. Please show any streets or parking lots that you are asking be blocked off or reserved for specific purposes, locations of specific events or objects (carnival rides, bleachers, medical care, exhibits, special parking, pick-up/drop-off areas, etc.), security, signage, exits, port-o-johns, remote parking lots, the actual route of a parade or race, and similar information appropriate to clarify the exact request. (Please see page 7 to complete the map(s) and schedule information in greater detail.)
8. **Will this event include the use of signs?** If yes, please attach information on the size, content, and location of any requested signs; signs may be shown on the event map or on a separate map, if appropriate. Small directional signs that do not obstruct pedestrian or vehicular traffic may be placed in the event area, during the event, without being included in this application.
9. **Is the applicant requesting special parking arrangements – such as limiting parking areas to certain groups of users?** No special event request will be inclusive of any guaranteed reserved parking. Applicants may submit a detailed request defining the reason and specific need for the designated parking request. The only vehicles permitted inside of the venue will be utilized for the containment and preservation of perishable goods.
10. **Is the applicant requiring utility connections, such as electric service or water?** If yes, you must coordinate with the Park Superintendent to review what utilities are available in requested

area, and provide a description or map showing the utilities requested. The City will call Miss Dig to identify utility lines 2 weeks before event.

11. **Does the applicant have any other requests for public services?** If yes, you must coordinate with the Park Superintendent to determine if assistance from Public Services is appropriate and available. The applicant may be charged for these services.
12. **Does the applicant have any security or safety needs?** If yes, you must contact the Chief of Police to determine what assistance from the Police Department is appropriate and available, and then provide a description of services or security plan the Police Department has for approval. The applicant shall be charged for these services.
13. **Is the applicant requesting assistance from the Police Department?** If yes, you must contact the Police Chief to determine what assistance from the Police Department is appropriate and available, and provide a description of the services the Police Department has indicated it could provide. The applicant shall be charged for these services.**
14. **Is the applicant requesting assistance from the Fire Department in addressing these concerns?** If yes, you must contact the Fire Chief to determine what assistance from the Fire Department is appropriate and available, and provide a description of the services the Fire Department has indicated it could provide. The applicant may be charged for these services. **
15. **Is the applicant requesting assistance from the Park/Streets Department in addressing these concerns?** If yes, you must contact the Department of Public Works Director to determine what assistance from the Streets/Parks Department is appropriate and available, and provide a description of the services the Streets/Parks Department has indicated it could provide. The applicant shall be charged for these services.***
16. **Is the applicant requesting assistance from an outside agency or contractor for providing services and/or facilities?** If yes, you must please attach information indicating all of these contractors on this application. It is your responsibility to make sure each agency or contractor has a minimum of 1,000,000 liabilities policies and has named you or your organization as a rider of a special event.
17. **Will the event include loud or unusual sounds, such as musicians, singers, amplified announcers, carnival rides, motor vehicle noises, generators beyond those regularly present in the location, etc.?** If yes, you must please attach information indicating all of these on this application along with a detailed schedule and hours of event date(s).
18. **Will the event include Food Vendors?** If yes, please include a list of food vendors with any and all pertinent information. In addition, the following are also required:
 - a. **Special Waste:** All grease, charcoal, etc., must be disposed of properly – not left in the street/park or poured down a sewer. The producer or city employee will review the space, if a vendor is not present, the City reserves the right to determine the cleanliness of the space and charge for clean-up.
 - b. **Fire Extinguisher:** Every vending space used for cooking must have an approved fire extinguisher. These extinguishers must be carbon dioxide or multipurpose dry chemical, a minimum of twenty pounds.

****Fees for Police and Fire man power and services will be determined by Police Chief and Fire Chief.**

*****DPW-City of New Buffalo will provide 2 City Street Dept. employees to assist applicant up to ½ hour (one-hour total) at no cost to applicant. If services are required beyond one hour, the applicant shall pay \$65.00 per hour, on an available basis.**

- c. You must fill out and mail in the TFE License Application to the Berrien County Health Dept. 2106 S M-139 Benton Harbor, MI 49022 (P: 269.927.5623 / F: 269.927.2960). License must be posted at booth when in operation.
 - d. All water and/or electrical requirements need to be discussed and planned for prior to the event. Only approved electrical hook-ups are allowed, generators, use of city 110/220 outlets, etc. At no time is a vendor or producer allowed to rig an electrical hook-up without a licensed electrician.
- 19. Will the event require Sanitation Services?** If yes, the producer must indicate the location of waste bins inside and dumpster outside of the event on the site map and include the vendor name and contact information.
- 20. Will the event require transportation services?** If yes, the drop off/pick up locations, vehicles used and vendor name and contact information must be indicated on the site map.
- 21. Will the event include unusual lighting beyond that regularly present in the location that could have an impact upon occupants of neighboring properties?** If yes, you must please attach information indicating all of the types of lighting, the location, the beginning and end times, electrical needs, and whether the lighting is constant or intermittent during those times.
- 22. Will alcoholic beverages be served as part of the event?** If yes, you must complete the LCC temp liquor license application then receive approval from the Police Department of your intention to serve alcoholic beverages. This approval will be based on site map, security provided, hours, and status of applicant and along with board approval (non-profit, church, military only). Approval of the special event by the City does not constitute final approval to serve alcoholic beverages; any necessary approval of a liquor license is a separate process through the State MI Liquor Commission.
MI Liquor Control Commission: www.michigan.gov/lara/0,4601,7-154-10570---,00.html
You must have necessary paperwork completed and approved by Police Dept for a liquor license by 30 (thirty) days out from your event date(s). Please provide timeframe of expected receipt of license.
- 23. Please attach a separate sheet detailing** any aspects of the event that are not specifically addressed in this form which the City should be aware to make a fully informed decision with regard to approval of the proposed event.
- 24.** The applicant is required to provide general liability insurance coverage with respect to the event as outlined previously on Page 3. A Certificate of Insurance, with the City listed as an additional named insured and endorsement, must be filed at City Hall at least one calendar month before the event.

The City of New Buffalo **PROHIBITS** any and all painting of any city property, unless written authorization is given by the City. The City of New Buffalo **PROHIBITS** tent stakes to be driven into asphalt surfaces, use of weights is preferred unless written authorization is given by the City of New Buffalo. Events of those persons violating this policy will be canceled and no future event will be allowed.

In the event that a Special Events Permit is issued, Applicant shall supply to the City Clerk at the time it receives the Special Events Permit, the name, address and telephone number of the individual who is in charge of and/or responsible for the Applicant's activities which are subject to the Special Events Permit. Applicant shall be responsible for communicating all permit requirements and directions of the City to all vendors, concessionaires, workers, volunteers, attendees, invitees, and all others on City property pursuant to the permit. Applicant also covenants and agrees to fully cooperate with the City's officers and employees concerning or relating to any activity or use of City property conducted under the Special Events Permit. Permit will need to be posted on each event date(s) at the promoters/management station.

Applicant covenants and agrees to indemnify, protect, defend and save the City, its officers and employees harmless from any claim, action or suit for any loss, liability and damages that may be asserted or levied against the premises or the City, its officers or employees by reason of Applicant's use or occupancy of or its operations on the premises or by reason of any other person on the premises by its invitation or license, including any expenses, costs and attorney fees incurred in connection with any such claim, action or suit. In the event of any incident occurring on the premises resulting in any personal injury, including death, to any person, the indemnity, defense and hold harmless requirements shall include and extend to the person and property of Applicant, its employees and all persons on the premises at its invitation or consent. All property kept, stored or maintained in and on the premises, shall be so kept, stored or maintained at the risk of Applicant only.

Applicant covenants and agrees to strictly comply with all terms, conditions, covenants and agreements set forth in any Special Events Permit, which may be issued for the event covered by this application. All approvals are binding between the City and Applicant, no changes will be made or allowed after approval process is complete unless City is notified and approved changes in writing.

For any activity, event, carnival, or fair connecting to or modifying an existing electrical source or service, Applicant covenants and agrees to designate a licensed electrical contractor and secure an electrical permit in compliance under Article 525 of the current National Electric Code. Application for the electrical permit shall be obtained two weeks prior to the event and a copy provided to the City office. Inspections shall be requested by the electrical contractor prior to the opening of the event, or use of the electrical service. A licensed electrician in MI must provide all electrical needs or set up.

Applicant, on behalf of the organization, agrees to reimburse the City of New Buffalo for its "out-of-pocket" expenses related to the event. Expenses may include but are not limited to wages of City employees, including police, street and park employees and trash disposal tipping fees at landfills. City staff is readily accessible to discuss out-of-pocket cost estimates and ways to reduce these costs. All City of New Buffalo invoices sent to organizations for reimbursement of out-of-pocket costs are due within thirty (30) days of billing.

Applications may be rejected if, in the sole judgment of the City, granting the application would not be in the best interest of the public health, safety, or welfare, through causing parking congestion, excessive disruption of traffic, blocking access to other properties, or reducing access for emergency vehicles; or if the public health, safety or welfare was negatively affected by previous similar special events or special events sponsored by the applicant; or if the applicant has previously failed to complete his or her responsibilities as sponsor of a special event.

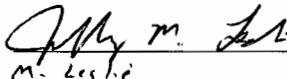
To the fullest extent permitted by law the undersigned agrees to defend, pay on behalf of, indemnify and hold harmless the City of New Buffalo, its elected and appointed officials, employees, agents and volunteers and others working on behalf of the City of New Buffalo against any and all claims, demands, suits or loss, including all costs connected therewith and for any damages which may be asserted, claimed or recovered against or from the City of New Buffalo, by reason of personal injury,

including bodily injury or death and/or property damage, including loss of use of thereof, which arises out of, or is in any way connected or associated with this contract.

The undersigned states he/she has full authority to execute this application on behalf of the Applicant and acknowledges receipt of a copy of the City's Special Events Policy and Procedures.

Applicant Signature

I hereby affirm that the information is true to the best of my knowledge and belief, and agree that the applicant will be responsible for making certain that the event follows the ordinances, rules and regulations of the City of New Buffalo, and that the event takes place in accordance with the application as approved by the New Buffalo City Council, including any conditions placed thereon. The applicant agrees and is responsible to communicate and enforce the information in this application to all vendors, contactors, outside agencies, or other parties working under applicant's authority. By signing this application, applicant acknowledges and agrees that the application fee is non-refundable, even in the event the application is denied.

Applicant signature: 
Date Jeffrey M. Leslie Applicant printed Name: _____

Date: 11-2-21

MAPS/LOCATION – mark event items on map(s)

Check items below that apply to your event. All items checked below must be indicated on the MAP(S). Please note, map(s) must be submitted with the Special Events & Festivals Application.

- ☒ City property or city park use. Show locations of fencing, barriers, or barricades. Include streets and/or Sidewalks to be closed or barricaded on map(s). To ensure requested items, such as cones or barricades, are reserved and available for the day of the event, please complete the **CONES AND BARRICADE REQUEST FORM** and submit it with the Special Events & Festival Application. Requested items are available Monday through Friday during office hours between 8:00 a.m. and 4:00 p.m. should you require an alternate time a **\$50 After Hour Charge** will be assessed. Please note, if the Cones and Barricade Request Form is not submitted, the City of New Buffalo cannot guarantee the requested items will be available for the event, **first come – first served, limited quantity available.**

☒ Barricade Request: Mark locations on maps. Barricades that are damaged or not returned to the Street Department will be charged \$85.00 per barricade.

☐ Cone Request: Mark locations on maps. Cones that are damaged or not returned to the Street Department will be charged \$35.00 per cone.

Explain closure _____

☐ Entertainment, dance, tent or stage. Mark locations on maps.

☐ Event Command Post. Mark location on maps.

☐ Dumpsters and/or trash containers. Mark location on maps. Vendor name and contact info

☐ Portable toilet facilities. Mark locations on maps.

The City requires the use of portable toilet facilities for events expecting over 100 attendants. There must be a **minimum of 3 per 1,000** with 1 of the 3 being handicapped accessible. Vendor name and contact info must be included.

☒ Parade. Mark beginning area, the route* (with arrows) and finish area on maps. Parade will start at the high school, west down Clay Street, right on Whitaker, proceeding to beach parking lot.

☐ Relay event. Indicate "hand-off" points and areas of participant equipment impact.

☒ Fireworks/pyrotechnics site. Mark location on maps. Vendor name and contact info

☐ Vendors/General Merchandise concession areas. Mark areas on maps. Name of contact person for vendor(s)
Promoter must have a list of all vendors, food, general contacts available at all times on site of event

Note: Number/permit will be given for all vendor inquiries. It is required that the Sponsoring Organization issue a paper permit to be displayed by vendor to let city and event staff know they are an approved vendor.

Event Schedule – Site Map(s)

Name:

Wayne Butler

Telephone:



City of New Buffalo Review

Department	Reviewed – Recommend Approval	Reviewed – Recommend Denial	Reviewed – See Comments
City Manager	<i>[Signature]</i>		
City Clerk	<i>[Signature]</i>		
Park Superintendent	<i>[Signature]</i>		
Street Superintendent	<i>[Signature]</i>		
Police Chief	<i>[Signature]</i>		
Fire Chief	<i>[Signature]</i>		
<i>(Listed)</i> Other	<i>KAA</i>		

Comments

Post – Approval Follow-up

Event Application completed in full [YES] [NO]

Application Fee received by City [YES] [NO] Amount \$ _____

Park fees received [YES] [NO] Amount \$ _____

Fees waived [YES] [NO] Reason: _____

Liquor License Applied for and approved by City of New Buffalo Police Department [YES] [NO]

Insurance Policy of Promoter Received with Application [YES] [NO]

If no, date by which Insurance Policy must be received (one calendar month before the event) _____

Date Insurance Policy Received _____ By _____

Additional Insurance endorsement provided, or policy language included [YES] [NO]

New Buffalo City Council Approval/Denial

City Council Action: [APPROVED] [DENIED]

Date of City Council Action: _____

Festival Category: [1] [2] [3] [4] determined correctly [APPROVED] [DENIED]

City Manager Signature: _____

Date: _____

If denied by City Council, reason for denial: _____

Conditions or changes from application: _____

Copy to:

City Manager _____

City Clerk _____

Street Superintendent _____

Park Superintendent _____

Police Chief _____

Fire Chief _____

Other _____

CERTIFICATE OF INSURANCE

Producer

SET SEG
1520 Earl Avenue
East Lansing, MI 48823

THIS CERTIFICATE IS ISSUED AS A MATTER OF INFORMATION ONLY AND CONFERS NO RIGHTS UPON THE CERTIFICATE HOLDER. THIS CERTIFICATE DOES NOT AMEND, EXTEND OR ALTER THE COVERAGE AFFORDED BY THE POLICIES BELOW.

COMPANIES AFFORDING COVERAGE

Insured

New Buffalo Area Schools
1112 E Clay Street
New Buffalo MI 49117-1540

A MASB-SEG Property/Casualty Pool, Inc.

THIS IS TO CERTIFY THAT THE POLICIES OF INSURANCE LISTED BELOW HAVE BEEN ISSUED TO THE INSURED NAMED ABOVE FOR THE POLICY PERIOD INDICATED, NOTWITHSTANDING ANY REQUIREMENT, TERM OR CONDITION OF ANY CONTRACT OR OTHER DOCUMENT WITH RESPECT TO WHICH THIS CERTIFICATE MAY BE ISSUED OR MAY PERTAIN, THE INSURANCE AFFORDED BY THE POLICIES DESCRIBED HEREIN IS SUBJECT TO ALL TERMS, EXCLUSIONS AND CONDITIONS OF SUCH POLICIES.

CO LTR	TYPE OF INSURANCE	POLICY NUMBER	EFFECTIVE DATE	EXPIRATION DATE	LIMITS	
A	GENERAL LIABILITY <input checked="" type="checkbox"/> Comprehensive Form <input checked="" type="checkbox"/> Premises/Operations <input checked="" type="checkbox"/> Incidental Medical Malpractice Coverage <input checked="" type="checkbox"/> Products/Completed Operations <input checked="" type="checkbox"/> Contractual <input checked="" type="checkbox"/> Independent Contractors <input checked="" type="checkbox"/> Broad Form Property Damage <input checked="" type="checkbox"/> Personal Injury	[REDACTED]	7/1/21	7/1/22	BI & PD COMBINED OCCURRENCE BI & PD COMBINED AGGREGATE PERSONAL INJURY OCCURRENCE PERSONAL INJURY AGGREGATE	\$1,000,000 N/A \$1,000,000 N/A

DESCRIPTION The City of New Buffalo, all elected and appointed officials, all employees and volunteers, all boards, commissions and/or authorities are hereby added as additional insured, but only in regards to the district's use of facilities for its graduation commencement on June 4-5, 2022.

CERTIFICATE HOLDER

City of New Buffalo
224 W. Buffalo Street
New Buffalo, MI 49117

SHOULD ANY OF THE ABOVE DESCRIBED POLICIES BE CANCELLED BEFORE THE EXPIRATION DATE THEREOF, THE ISSUING COMPANY WILL ENDEAVOR TO MAIL **30** DAYS WRITTEN NOTICE TO THE CERTIFICATE HOLDER NAMED TO THE LEFT, BUT FAILURE TO MAIL SUCH NOTICE SHALL IMPOSE NO OBLIGATION OR LIABILITY OF ANY KIND UPON THE COMPANY, ITS AGENTS OR REPRESENTATIVES.

AUTHORIZED REPRESENTATIVE

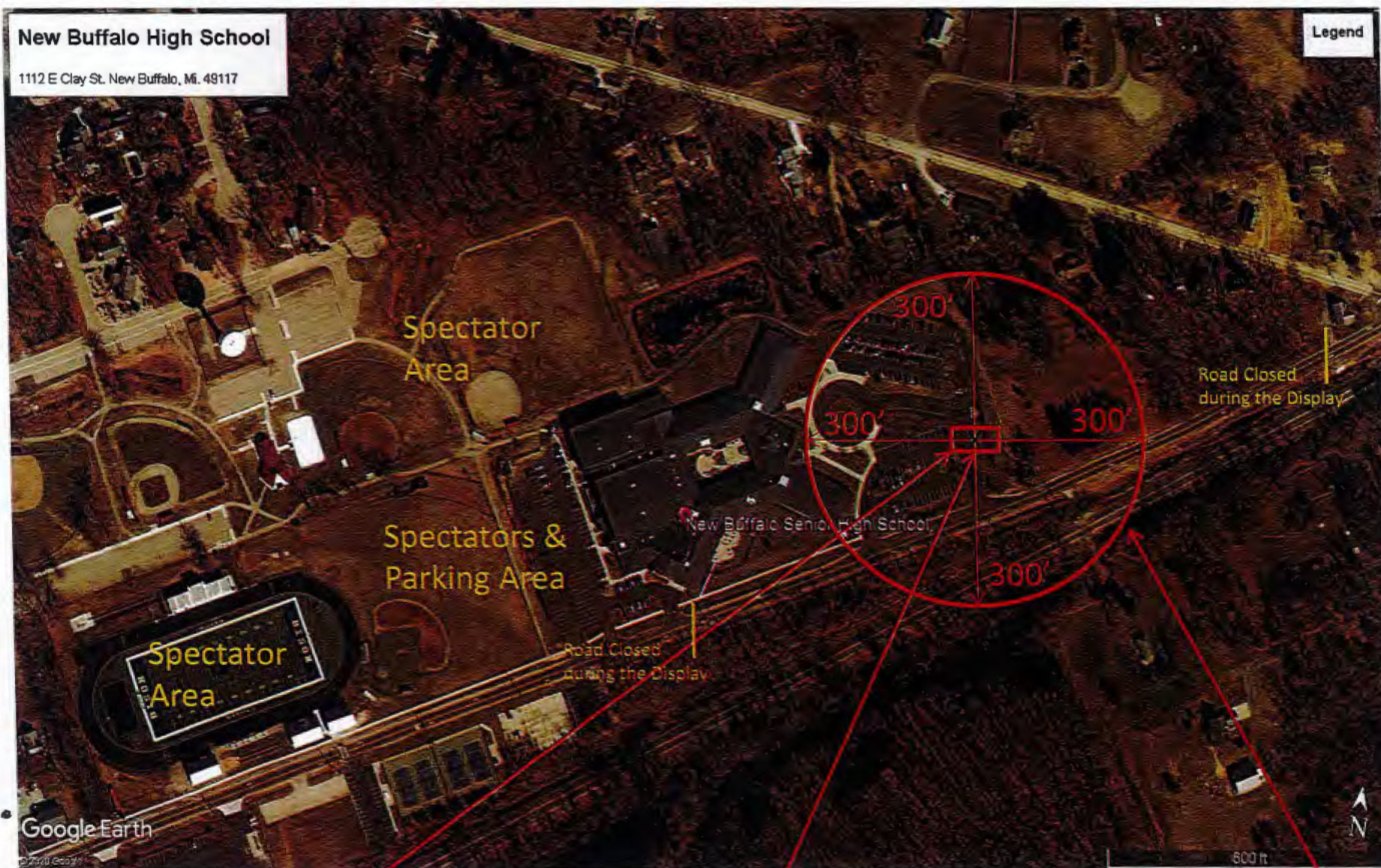


Emorie Bond
PROPERTY/CASUALTY DEPARTMENT

Date October 22, 2021

New Buffalo High School
1112 East Clay St. New Buffalo, Mi. 49117

4" Limit 300'
6/10/2020



Launch Location: X

Setup area: 20'X 50'

Radius from setup area: 300'

PYROTECNICO FIREWORKS, INC.

AGREEMENT

This contract entered into this 8th Day of October, 2021 by and between PYROTECNICO FIREWORKS, INC. of New Castle, Pennsylvania and New Buffalo Area Schools (CUSTOMER) of City New Buffalo State Michigan.

Pyrotecnico Fireworks, Inc. for and in consideration of the terms hereinafter mentioned, agrees to furnish to the Customer (1) Fireworks Display(s) as per agreement made and accepted and made a part hereof, including the services of our Operator to take charge of and fire display under the supervision and direction of the Customer. Said display to be given on the evening of June 4, 2022 Customer Initial JL, weather permitting, it being understood that should inclement weather prevent the giving of this display on the date mentioned herein the parties shall agree to a mutually convenient alternate date, within three (3) months of the original display date. If the show is rescheduled prior to our truck leaving the facility, Customer shall remit to Pyrotecnico Fireworks, Inc. an additional 15% of the total contract price for additional expenses in presenting the display on an alternate date. If the show is rescheduled after our trucks leave the facility, Customer shall remit to Pyrotecnico Fireworks, Inc. an additional 40% of the total contract price for additional expenses incurred. The determination to cancel the show because of inclement or unsafe weather conditions shall rest within the sole discretion of Pyrotecnico Fireworks, Inc. In the event the Customer does not choose to reschedule another date or cannot agree to a mutually convenient date, Pyrotecnico Fireworks, Inc. shall be entitled to 50% of the contract price.

PYROTECNICO FIREWORKS, INC. agrees to furnish all necessary fireworks display materials and personnel for a fireworks display in accordance with the program approved by the parties. Quantities and varieties of products in the program are approximate. After final design, exact specifications will be supplied upon request. Should this display require any Union, permit, or fire department related costs; their fees are not included in this agreement.

It is further agreed and understood that the CUSTOMER is to pay PYROTECNICO FIREWORKS, INC. the sum of \$7,000.00 (Seven thousand and 00/100 dollars). A 50% deposit is due 90 days prior to the display date. A service fee of 1 1/2% per month shall be added if account is not paid in full within 30 days of the show date.

PYROTECNICO FIREWORKS, INC. will obtain Public Liability, Property Damage, Transportation and Workers Compensation Insurance. All those entities/individuals who are listed on the certificate of insurance will be deemed an additional insured on our liability policy.

CUSTOMER will timely secure and provide the following items:

- (a) Sufficient area for the display, including a minimum spectator set back distance of 300 feet at all points from the discharge area.
- (b) Funds for all permits, licenses, and approvals as required by local, state and federal laws for the fireworks event.
- (c) Protection of the display area by roping-off or similar facility.
- (d) Adequate police protection to prevent spectators from entering display area.
- (e) Search of the fallout area at first light following a nighttime display.

It is further agreed and mutually understood that nothing in this contract shall be construed or interpreted to mean a partnership, both parties being hereto responsible for their separate and individual debts and obligations and neither party shall be responsible for any agreements not stipulated in this contract. Customer agrees to pay any and all collection costs, including reasonable attorney's fees and court costs incurred by Pyrotecnico Fireworks, Inc. in the collection or attempted collections of any amount due under this agreement and invoice.

The parties hereto do mutually and severally guarantee terms, conditions, and payments of this contract, these articles to be binding upon the parties, themselves, their heirs, executors, administrators, successors and assigns.

PYROTECNICO FIREWORKS, INC.

By Lynn Ann Hommel

Date Signed: October 8, 2021

P.O. Box 149
New Castle, PA 16103
(724) 923-6601

CUSTOMER

By Jeffrey M. Leslie

Date Signed Jeffrey M. Leslie
(PLEASE TYPE OR PRINT)

Name New Buffalo Area Schools

Address 1112 East Clay Street

New Buffalo, MI 49112

Phone 269-469-6013

Email leslie@nbas.org



**CITY OF NEW BUFFALO
BERRIEN COUNTY, MICHIGAN
ANNUAL FINANCIAL REPORT
YEAR ENDED JUNE 30, 2021**

TABLE OF CONTENTS

	Page
INDEPENDENT AUDITOR'S REPORT	1
MANAGEMENT'S DISCUSSION AND ANALYSIS	5
BASIC FINANCIAL STATEMENTS	
Government-wide Financial Statements	
Statement of Net Position	17
Statement of Activities	18
Fund Financial Statements	
Governmental Funds	
Balance Sheet	19
Reconciliation of Governmental Funds Balance Sheet to the Statement of Net Position	20
Statement of Revenues, Expenditures, and Changes in Fund Balance	21
Reconciliation of Governmental Funds Statement of Revenues, Expenditures, and Changes in Fund Balance with Statement of Activities	22
Proprietary Funds	
Statement of Net Position	23
Statement of Revenues, Expenses, and Changes in Net Position	24
Statement of Cash Flows	25
Fiduciary Fund	
Statement of Fiduciary Net Position	27
Statement of Changes in Fiduciary Net Position	28
Notes to the Financial Statements	30
REQUIRED SUPPLEMENTARY INFORMATION	
Schedule of Revenues, Expenditures, and Changes in Fund Balance - Budget and Actual - General Fund	53
Schedule of Revenues, Expenditures, and Changes in Fund Balance - Budget and Actual - Park	54
Schedule of Changes in Net Pension Liability and Related Ratios	55
Schedule of Contributions - Pension	56
OTHER SUPPLEMENTARY INFORMATION	
Nonmajor Governmental Funds	
Combining Balance Sheet	58
Combining Statement of Revenues, Expenditures, and Changes in Fund Balance	60

INDEPENDENT AUDITOR'S REPORT

To the Honorable Mayor and Members of the City Council
City of New Buffalo, Michigan

Report on the Financial Statements

We have audited the accompanying financial statements of the governmental activities, the business-type activities, the discretely presented component unit, each major fund, and the aggregate remaining fund information of the City of New Buffalo, Michigan (the "City") as of and for the year ended June 30, 2021, and the related notes to the financial statements, which collectively comprise the City's basic financial statements as listed in the table of contents.

Management's Responsibility for the Financial Statements

Management is responsible for the preparation and fair presentation of these financial statements in accordance with accounting principles generally accepted in the United States of America; this includes the design, implementation, and maintenance of internal control relevant to the preparation and fair presentation of financial statements that are free from material misstatement, whether due to fraud or error.

Auditor's Responsibility

Our responsibility is to express opinions on these financial statements based on our audit. We did not audit the financial statements of the investment in joint venture (the GRSD Sewer Authority), whose balance comprises approximately 30.7% and 75.5% of the total assets and deferred outflows of the business-type activities and the sewer fund, respectively. Their financial statements were audited by other auditors whose report has been furnished to us and, in our opinion, insofar as it relates to the amounts included for these investments, is based solely on the report of the other auditors. We conducted our audit in accordance with auditing standards generally accepted in the United States of America. Those standards require that we plan and perform the audit to obtain reasonable assurance about whether the financial statements are free from material misstatement.

An audit involves performing procedures to obtain audit evidence about the amounts and disclosures in the financial statements. The procedures selected depend on the auditor's judgment, including the assessment of the risks of material misstatement of the financial statements, whether due to fraud or error. In making those risk assessments, the auditor considers internal control relevant to the entity's preparation and fair presentation of the financial statements in order to design audit procedures that are appropriate in the circumstances, but not for the purpose of expressing an opinion on the effectiveness of the entity's internal control. Accordingly, we express no such opinion. An audit also includes evaluating the appropriateness of accounting policies used and the reasonableness of significant accounting estimates made by management, as well as evaluating the overall presentation of the financial statements.

We believe that the audit evidence we have obtained is sufficient and appropriate to provide a basis for our audit opinions.

Opinions

In our opinion, based on our audit and the report of other auditors, the financial statements referred to above present fairly, in all material respects, the respective financial position of the governmental activities, the business-type activities, the discretely presented component unit, each major fund, and the aggregate remaining fund information of the City, as of June 30, 2021, and the respective changes in financial position and, where applicable, cash flows thereof for the year then ended in accordance with accounting principles generally accepted in the United States of America.

Change in Accounting Principle

As stated in Note 11 to the basic financial statements, the City adopted **GASB Statement No. 84 *Fiduciary Activities*** in the fiscal year June 30, 2021, which represents a change in its policy for reporting fiduciary activities. Beginning net position of the fiduciary fund was not restated. Our opinions are not modified with respect to this matter.

Other Matters


Required Supplementary Information

Accounting principles generally accepted in the United States of America require that the management's discussion and analysis, budgetary comparison information, and pension schedules, as listed in the table of contents, be presented to supplement the basic financial statements. Such information, although not a part of the basic financial statements, is required by the Governmental Accounting Standards Board, who considers it to be an essential part of financial reporting for placing the basic financial statements in an appropriate operational, economic, or historical context. We have applied certain limited procedures to the required supplementary information in accordance with auditing standards generally accepted in the United States of America, which consisted of inquiries of management about the methods of preparing the information and comparing the information for consistency with management's responses to our inquiries, the basic financial statements, and other knowledge we obtained during our audit of the basic financial statements. We do not express an opinion or provide any assurance on the information because the limited procedures do not provide us with sufficient evidence to express an opinion or provide any assurance.

Other Information

Our audit was conducted for the purpose of forming opinions on the financial statements that collectively comprise the City's basic financial statements. The combining and individual fund financial statements are presented for purposes of additional analysis and are not a required part of the basic financial statements.

The combining and individual fund financial statements are the responsibility of management and were derived from and relate directly to the underlying accounting and other records used to prepare the basic financial statements. Such information has been subjected to the auditing procedures applied in the audit of the basic financial statements and certain additional procedures, including comparing and reconciling such information directly to the underlying accounting and other records used to prepare the basic financial statements or to the basic financial statements themselves, and other additional procedures in accordance with auditing standards generally accepted in the United States of America. In our opinion, the combining and individual fund financial statements are fairly stated, in all material respects, in relation to the basic financial statements as a whole.

A handwritten signature in cursive script that reads "Gabridge & Company".

Gabridge & Company, PLC
Grand Rapids, Michigan
November 29, 2021

Management's Discussion and Analysis

City of New Buffalo
Management's Discussion and Analysis
June 30, 2021

As management of the City of New Buffalo (the "City" or "government"), we offer readers of the City's financial statements this narrative overview and analysis of the financial activities of the City for the fiscal year ended June 30, 2021. We encourage readers to consider the information presented here in conjunction with the financial statements as a whole, which can be found in this report.

Financial Highlights

The financial statements, which follow this management's discussion and analysis, provide these significant financial highlights for the June 30, 2021 fiscal year, as follows:

- The assets and deferred outflows of resources of the City exceeded its liabilities and deferred inflows of resources at the close of this fiscal year by \$20,956,398 (shown as *net position*), representing an increase of \$736,822 over the previous fiscal year.
- At the close of the current fiscal year, the City's governmental funds reported combined fund balances of \$5,063,315, an increase of \$856,961 in comparison with the prior year. Approximately 44.8% of this amount, or \$2,270,800, is available for spending at the City's discretion (*unassigned fund balance*). However, that amount is across various funds and subject to individual fund requirements.
- At the end of the current fiscal year, unassigned fund balance for the general fund was \$2,270,800, or 72.8% of the general fund's total expenditures and transfers out. The Government Finance Officers Association, in its best practices for Fund Balance Guidelines for the General Fund document, recommends that, at a minimum, unrestricted budgetary fund balance in their general fund shall be no less than two months of regular general fund operating revenues (or regular general fund operating expenditures). The City's unassigned fund balance level is above this best practice benchmark as of year-end. The City's fund balance policy maintains that minimum unrestricted fund balance be the sum of the top two taxpayer's total annual city tax or 25% of general fund revenue, whichever is higher. The sum of the top two taxpayer's total annual tax for 2021 is \$175,094, while 25% of General Fund revenue is \$907,993. Therefore, the minimum fund balance is \$907,993.
- Total fund balance of the general fund increased by \$513,976 during the year for an ending total balance of \$2,500,339. This balance is expected to decrease significantly during the next fiscal year as the City moves forward with large capital projects that were delayed due to COVID-19 in calendar year 2020.

Overview of the Financial Statements

This discussion and analysis is intended to serve as an introduction to the City's basic financial statements. The City's basic financial statements comprise three components: 1) Government-wide financial statements, 2) fund financial statements, and 3) notes to the financial statements. This report also contains other supplementary information in addition to the basic financial statements themselves.

Government-wide Financial Statements

The Government-wide financial statements are designed to provide readers with a broad overview of the City's finances, in a manner similar to a private-sector business.

The *statement of net position* presents financial information on all of the City's assets, deferred outflows and inflows, and liabilities, with the difference reported as net position. Over time, increases or decreases in net position may serve as a useful indicator of whether the financial position of the City is improving or deteriorating.

The *statement of activities* presents information showing how the City's net position changed during the most recent fiscal year. All changes in net position are reported as soon as the underlying event giving rise to the change occurs, regardless of the timing of related cash flows. Thus, revenues and expenses are reported for some items that will only result in cash flows in future fiscal periods (e.g., earned but unused compensated absences).

Both of the government-wide financial statements distinguish functions of the City that are principally supported by taxes and intergovernmental revenues (governmental activities) from other functions that are intended to recover all or a significant portion of their costs through user fees and charges (business-type activities). The governmental activities of the City include general government, public safety, public works, community and economic development, and recreation and culture. The business-type activities of the City include sewer, water, and harbor operations.

Component Unit

The government-wide financial statements include not only the City itself (known as the primary government), but also a legally separate component unit, the Downtown Development Authority, for which the City is financially accountable. Information for the Downtown Development Authority are reported separately from the financial information presented for the primary government.

Fund Financial Statements

A fund is a grouping of related accounts that is used to maintain control over resources that have been segregated for specific activities or objectives. The City, like other state and local governments, uses fund accounting to ensure and demonstrate compliance with finance-related legal requirements. All of the funds of the City can be divided into three categories: governmental funds, proprietary funds, and fiduciary funds.

Governmental Funds

Governmental funds are used to account for essentially the same functions reported as governmental activities in the government-wide financial statements. However, unlike the government-wide financial statements, governmental fund financial statements focus on near-term inflows and outflows of spendable resources, as well as on balances of spendable resources available at the end of the fiscal year. Such information may be useful in evaluating a City's near-term financing requirements.

Because the focus of governmental funds is narrower than that of the government-wide financial statements, it is useful to compare the information presented for governmental funds with similar information presented for governmental activities in the government-wide financial statements. By doing so, readers may better understand the long-term impact of the City's near-term financing decisions. Both the governmental fund balance sheet and the governmental fund statement of revenues, expenditures, and changes in fund balances provide a reconciliation to facilitate this comparison between governmental funds and governmental activities.

Information is presented separately in the governmental fund balance sheet and in the governmental fund statement of revenues, expenditures, and changes in fund balances for the general and park funds, which are considered major funds. Data is combined into a single aggregated presentation for the other governmental funds (nonmajor governmental funds). Individual fund data for each of the nonmajor governmental funds is provided in the form of combining statements and schedules.

The City adopts an annual appropriated budget for its general fund and all special revenue funds, as required by state law. Budgetary comparison schedules have been provided for the general fund and the park fund (as required supplemental information).

Proprietary Funds

The City maintains three separate enterprise funds. Enterprise funds are used to report the same functions presented as business-type activities in the government-wide financial statements, only in more detail. The City uses enterprise funds to account for its sewer and water operations, which are considered to be major funds of the City. The City uses a nonmajor enterprise fund for its harbor operations.

Fiduciary Funds

Fiduciary funds are used to account for resources held for the benefit of parties outside the government. Fiduciary funds are not reflected in the government-wide financial statement because the resources of those funds are not available to support the City's own programs. The accounting used for fiduciary funds is much like that used for proprietary funds.

Notes to the Financial Statements

The notes provide additional information that is essential to a full understanding of the data provided in the government-wide and fund financial statements.

Other information

In addition to the basic financial statements and accompanying notes, this report also presents certain required supplementary information. This is limited to this discussion and analysis, required pension information, and budget and actual presentations. Supplemental information follows the required pension information and includes combining and individual fund statements and schedules.

The combining statements referred to earlier in connection with nonmajor governmental are presented immediately following the required supplementary information on pensions.

Government-wide Financial Analysis

Statement of Net Position

The largest portion of the City's net position, \$11,478,555, or 54.8%, reflects its investment in capital assets (e.g., land, buildings, machinery and equipment, and infrastructure), less any related debt used to acquire those assets that is still outstanding. The City uses these capital assets to provide services to citizens; consequently, these assets are not available for future spending. Although the City's investment in its capital assets is reported net of related debt, it should be noted that the resources needed to repay this debt must be provided from other sources, since the capital assets themselves cannot be used to liquidate these liabilities.

An additional portion of the City's net position, \$1,689,931, or 8.1%, represents resources that are subject to external restrictions on how they may be used. The remaining balance of unrestricted net position, \$7,787,912, or 37.2%, may be used to meet the City's ongoing obligations to citizens and creditors.

Cash and investments within governmental activities increased by \$784,339, being similar to the increase in governmental fund balance of \$856,961. Accounts payable for the City decreased as a result of the timing of year-end invoices. Net capital assets for the City decreased because of depreciation expense being greater than additions. Net pension liability decreased significantly as the City's pension plan's investment income was \$325,585, or approximately 13.59% of plan assets, during the year.

As noted earlier, net position may serve over time as a useful indicator of the City's financial position. In the case of the City, assets and deferred outflows exceeded liabilities and deferred inflows by \$20,956,398 at the close of the most recent fiscal year. The following chart illustrates the composition of net position at the close of each of the past two fiscal years:

City of New Buffalo's Net Position

	Governmental Activities		Business-type Activities		Total Primary Government	
	2021	2020	2021	2020	2021	2020
ASSETS						
<i>Current Assets</i>						
Cash and Investments	\$ 5,030,201	\$ 4,245,862	\$ 2,642,217	\$ 2,651,848	\$ 7,672,418	\$ 6,897,710
Accounts Receivable	115,834	74,478	295,725	278,160	411,559	352,638
Due from Other Governmental Units	122,507	70,090	-	-	122,507	70,090
Prepays	108,417	89,858	17,263	16,659	125,680	106,517
Total Current Assets	5,376,959	4,480,288	2,955,205	2,946,667	8,332,164	7,426,955
<i>Noncurrent Assets</i>						
Capital Assets not being Depreciated	320,616	320,616	20,500	20,500	341,116	341,116
Capital Assets being Depreciated, net	10,170,867	10,831,633	5,161,109	5,416,569	15,331,976	16,248,202
Investment in Joint Venture	-	-	3,636,219	3,746,642	3,636,219	3,746,642
Total Assets	15,868,442	15,632,537	11,773,033	12,130,378	27,641,475	27,762,915
DEFERRED OUTFLOWS OF RESOURCES						
Charge on Refunding	-	-	31,340	35,341	31,340	35,341
Pension Related	78,522	100,538	19,021	26,244	97,543	126,782
Total Deferred Outflows of Resources	78,522	100,538	50,361	61,585	128,883	162,123
LIABILITIES						
<i>Current Liabilities</i>						
Accounts Payable	176,873	204,884	117,598	393,537	294,471	598,421
Accrued and Other Liabilities	133,979	69,143	29,522	15,231	163,501	84,374
Accrued Interest	33,221	34,834	18,747	19,891	51,968	54,725
Current Portion of Long-term Debt	292,203	287,387	201,337	194,399	493,540	481,786
Current Portion of Compensated Absences	50,725	60,049	22,961	18,690	73,686	78,739
Internal Balances	2,792	(93)	(2,792)	93	-	-
Total Current Liabilities	689,793	656,204	387,373	641,841	1,077,166	1,298,045
<i>Noncurrent Liabilities</i>						
Long-term Debt	3,027,410	3,312,726	2,391,908	2,597,899	5,419,318	5,910,625
Compensated Absences	8,614	10,018	19,831	24,957	28,445	34,975
Net Pension Liability	64,683	212,084	15,669	55,361	80,352	267,445
Total Liabilities	3,790,500	4,191,032	2,814,781	3,320,058	6,605,281	7,511,090
DEFERRED INFLOWS OF RESOURCES						
Pension Related	167,986	154,137	40,693	40,235	208,679	194,372
Total Deferred Inflows of Resources	167,986	154,137	40,693	40,235	208,679	194,372
NET POSITION						
Net Investment in Capital Assets	7,171,870	7,552,136	4,306,685	3,425,233	11,478,555	10,977,369
Restricted	1,689,931	1,427,069	-	-	1,689,931	1,427,069
Unrestricted	3,126,677	2,408,701	4,661,235	5,406,437	7,787,912	7,815,138
Total Net Position	\$ 11,988,478	\$ 11,387,906	\$ 8,967,920	\$ 8,831,670	\$ 20,956,398	\$ 20,219,576

Statement of Activities

The City's total revenue for the fiscal year ended June 30, 2021 was \$7,185,846 while total cost of all programs and services was \$6,449,024. This resulted in an increase in net position of \$736,822.

The following table presents a summary of the changes in net position for the years ended June 30, 2021 and June 30, 2020:

City of New Buffalo's Changes in Net Position

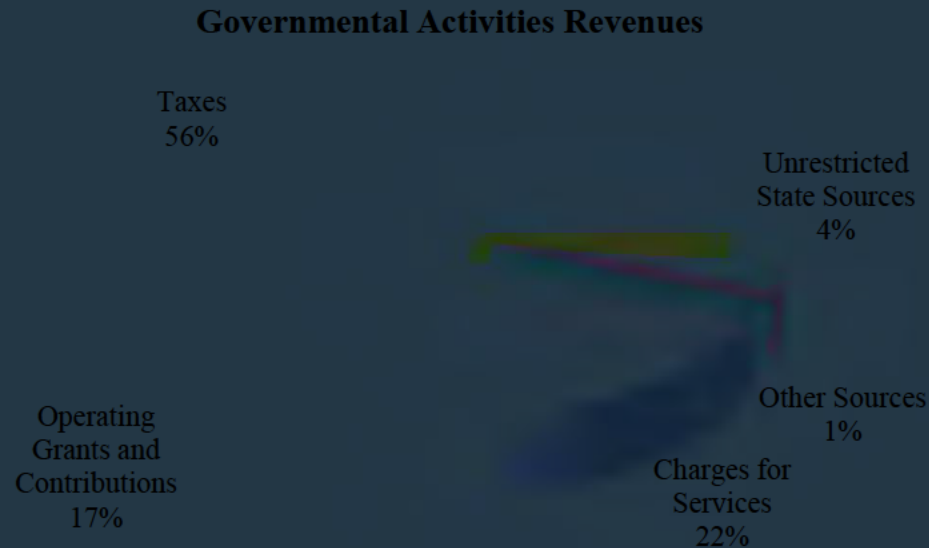
	Governmental Activities		Business-type Activities		Total Primary Government	
	2021	2020	2021	2020	2021	2020
Revenues						
Program Revenues						
Charges for Services	\$ 1,054,339	\$ 885,097	\$ 2,428,356	\$ 2,201,691	\$ 3,482,695	\$ 3,086,788
Operating Grants and Contributions	834,727	821,328	-	-	834,727	821,328
Capital Grants and Contributions	30,441	41,268	-	-	30,441	41,268
Total Program Revenues	1,919,507	1,747,693	2,428,356	2,201,691	4,347,863	3,949,384
General Revenues						
Taxes	2,720,859	2,657,116	-	-	2,720,859	2,657,116
Unrestricted State Sources	223,637	138,761	-	-	223,637	138,761
Loss from Joint Venture	-	-	(110,423)	(90,607)	(110,423)	(90,607)
Gain on Change of Estimated Liability	-	-	-	125,000	-	125,000
Interest Income	2,776	22,945	1,134	33,821	3,910	56,766
Total General Revenues	2,947,272	2,818,822	(109,289)	68,214	2,837,983	2,887,036
Total Revenues	4,866,779	4,566,515	2,319,067	2,269,905	7,185,846	6,836,420
Expenses						
General Government	831,088	784,438	-	-	831,088	784,438
Public Safety	1,316,936	1,150,827	-	-	1,316,936	1,150,827
Public Works	1,319,111	1,198,058	-	-	1,319,111	1,198,058
Health and Welfare	109,238	106,056	-	-	109,238	106,056
Community and Economic Development	6,158	2,572	-	-	6,158	2,572
Recreation and Culture	775,515	839,799	-	-	775,515	839,799
Interest on Long-term Debt	94,918	101,004	-	-	94,918	101,004
Sewer, Water, and Harbor Operations	-	-	1,996,060	2,188,546	1,996,060	2,188,546
Total Expenses	4,452,964	4,182,754	1,996,060	2,188,546	6,449,024	6,371,300
Excess or Deficiency Before Transfers	413,815	383,761	323,007	81,359	736,822	465,120
Transfers In (Out)	186,757	213,037	(186,757)	(213,037)	-	-
Change in Net Position	600,572	596,798	136,250	(131,678)	736,822	465,120
<i>Net Position at the Beginning of Period</i>	<i>11,387,906</i>	<i>10,791,108</i>	<i>8,831,670</i>	<i>8,963,348</i>	<i>20,219,576</i>	<i>19,754,456</i>
Net Position at the End of Period	\$ 11,988,478	\$ 11,387,906	\$ 8,967,920	\$ 8,831,670	\$ 20,956,398	\$ 20,219,576

Governmental Activities. Governmental activities increased the City's net position by \$600,572 for the year ended June 30, 2021 compared to an increase of \$596,798 for the year ended June 30, 2020. Charges for services increased by \$169,242, largely a result of resumed operations during the year when compared to the prior year. Taxes revenue increased by \$63,743 as a result of an increased taxable value of approximately 2.6% in the City stemming from home sales resulting in property tax increases for new homeowners. Taxes were not increased on current residents; there were no new or increased millages. Unrestricted state sources increased by \$84,876 as the City received more unrestricted state aid.


General government and public works expenses increased by \$46,650 and \$121,053 primarily because of an increase in depreciation expense recognized on prior year completed capital projects, but also due to the hiring of additional full-time positions. Public safety expenses increased by \$166,109 as the City saw a rise in fire and inspection services costs when compared to the prior year. Recreation and culture expenses decreased by \$64,284 partially due to stalled projects due to COVID-19, while casino expenses decreased from a result of decreased casino revenue sharing board funding.

Business-type Activities. Business-type activities increased the City's net position by \$136,250 for the year ended June 30, 2021 compared to a decreased of \$131,678 for the year ended June 30, 2020. The sewer fund revenues increased by 4.5%, or \$46,049, while expenses decreased by \$433,873, or 38.3%. The most significant decrease was costs charged from the GRSD Sewer Authority due to the installation of new meters that more equitably charge the City for services.

The following chart summarizes the revenue sources for the governmental activities of the City for the most recent fiscal year-end:



The following chart summarizes the expenses for the governmental activities of the City for the most recent fiscal year-end:



Financial Analysis of the Government's Funds

As noted earlier, the City uses fund accounting to ensure and demonstrate compliance with finance related legal requirements.

Governmental Funds

The focus of the City's *governmental funds* is to provide information on near-term inflows, outflows, and balances of spendable resources. Such information is useful in assessing the City's financing requirements. In particular, unassigned fund balance may serve as a useful measure of a government's net resources available for discretionary use as they represent the portion of fund balance which has not yet been limited to use for a particular purpose by either an external party, the City itself, or a group or individual that has been delegated authority to assign resources for use for particular purposes by the City's Council.

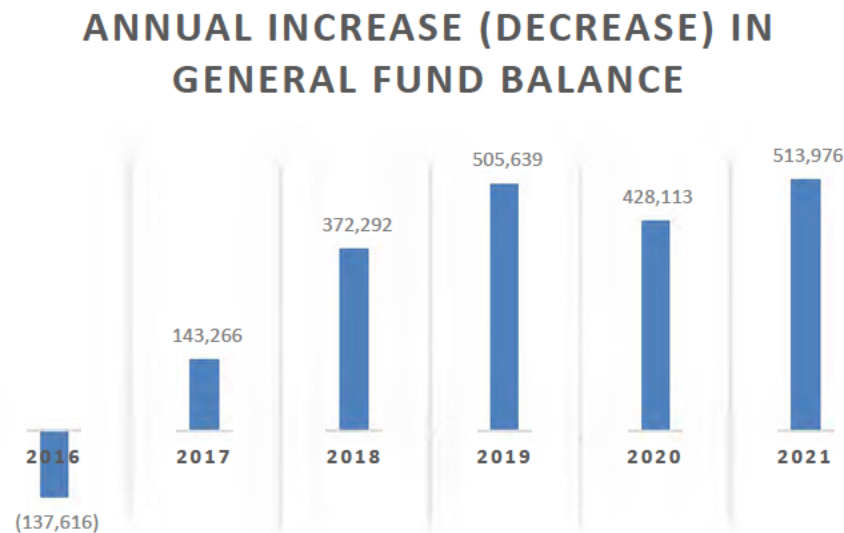
At June 30, 2021, the City's governmental funds reported combined fund balances of \$5,063,315, an increase of \$856,961 in comparison with the prior year. Approximately 44.8% of this amount, or \$2,270,800, constitutes *unassigned fund balance*, which is available for spending at the City's discretion. The remainder of the fund balance is either *nonspendable*, *assigned*, or *restricted* to indicate that it is 1) not in spendable form, \$108,417, or 2.1%, for prepaid items, 2) assigned for particular purposes, \$994,167, or 19.7%, or 3) restricted for particular purposes \$1,689,931, or 33.4%.

General Fund

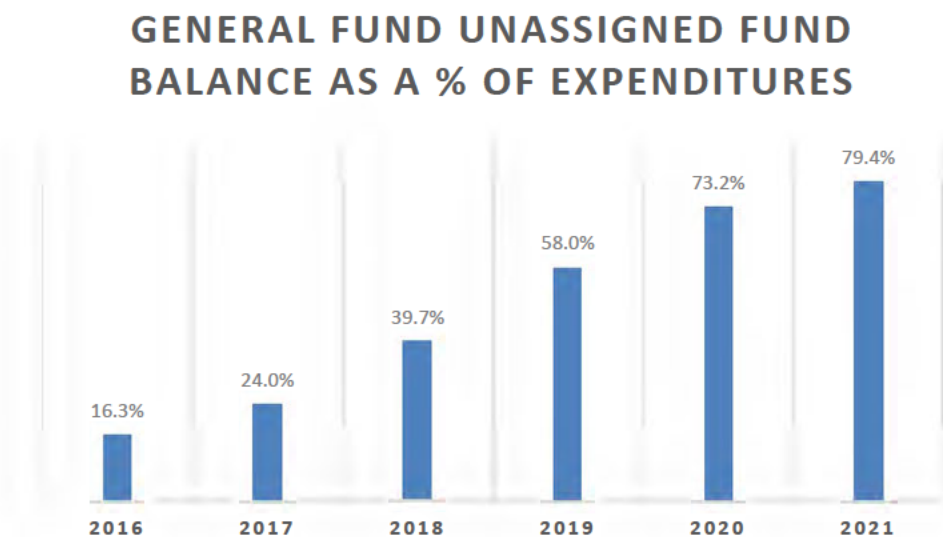
The general fund is the chief operating fund of the City. At the end of the current fiscal year, unassigned fund balance of the general fund was \$2,270,800, while total fund balance increased to \$2,500,339. As a measure of the general fund's liquidity, it may be useful to compare both unassigned fund balance and total fund balance to total general fund expenditures. Unassigned fund balance represents approximately 72.8% of total general fund expenditures and transfers out, while total fund balance represents approximately 80.2% of that same amount.

The fund balance of the City's general fund increased by \$513,976 during the current fiscal year. The most significant reasons for the increase was due to the rise in restricted state and federal revenues related to COVID-19, along with an increase in charges for services revenue; postponement of several capital projects due to COVID-19; and a temporary reduction in payroll obligation(s). Public safety expenditures increased the most as a result of increased fire and inspection service-related costs. The City Council monitors the expenditures of the general fund closely to ensure that spending does not exceed the City's available resources.

The following chart shows the annual increase (decrease) in general fund balance for the most recently completed six fiscal years:



The following chart shows the general fund's assigned fund balance as a percentage of annualized expenditures as of year-end for each of the most recently completed six fiscal years:



Park

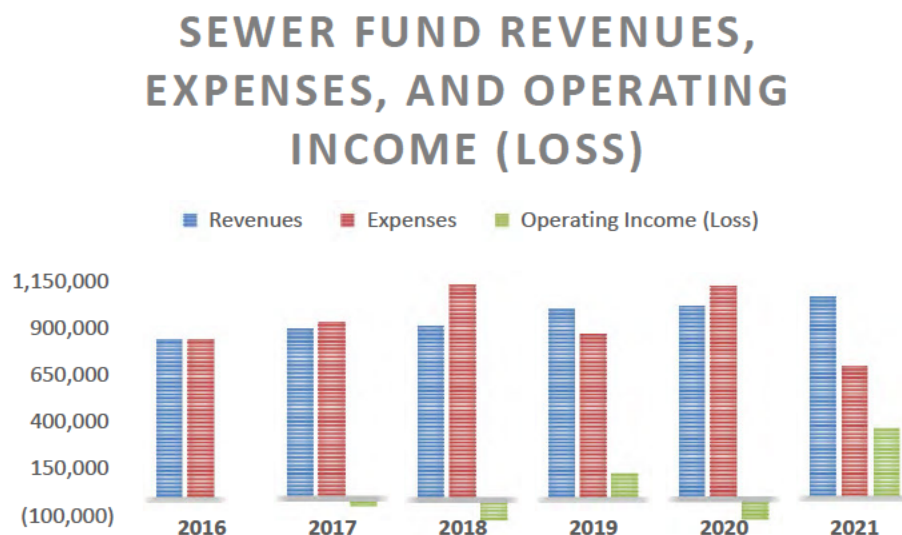
The park fund, a major fund, increased by \$29,163 during the current fiscal year for ending fund balance of \$284,681. Both revenues and expenditures remained consistent to the prior year. The most significant change was that net transfers increased to \$75,000 in the current year from \$43,273 in the prior year. The transfer was to fund the new Harbor Operations fund, comprised of the transient marina and boat launch.

Proprietary Funds

The City's proprietary (all of which are considered enterprise funds) funds provide the same type of information found in the government-wide financial statements, but in more detail.

The City's enterprise funds are used to track its water, sewer, and harbor operations. The sewer, water, and harbor operations funds provide service to most residents and businesses of the City. Harbor operations is considered to be a nonmajor enterprise fund whereas the sewer and water fund are considered to be major enterprise funds. The sewer fund had an increase in net position of \$115,155 for an ending net position of \$4,055,944; of which \$3,457,225 was unrestricted. The water fund had a decrease in net position of \$21,882 for an ending net position of \$4,868,999; of which \$1,161,033 was unrestricted. The harbor operations fund, a new fund, had an increase in net position of \$42,977 for an ending net position of \$42,977; of which the whole amount was unrestricted. Changes for the sewer, water, and harbor operations funds were explained in an earlier section of this report.

The following chart shows the sewer fund's operating revenues, operating expenses, and operating income (loss) for each of the most recently completed six fiscal year ends:



General Fund Budgetary Highlights

Original budget compared to final budget. During the year the budget was amended to increase the original estimated revenues and original budgeted appropriations. There was a need to make an amendment to reallocate appropriations among departments. Generally, the movement of the appropriations between departments was not significant.

Final budget compared to actual results. The City had one expenditure in excess of the amount appropriated during the year ended June 30, 2021: inspection services, a public safety expenditure, had a final budget of \$167,915 and an actual amount of \$172,814, resulting in a negative variance of \$4,899. This is attributed to the city's creation of a new code enforcement position this year and related costs, that are still being determined.

Capital Asset and Debt Administration

Capital Assets

The City's investment in capital assets for its governmental and business-type activities as of June 30, 2021 amounted to \$15,673,092 (net of accumulated depreciation). Of this amount, \$10,491,483 was for its governmental activities and \$5,181,609 was for its business-type activities. This investment in capital assets includes land, buildings, equipment and vehicles, and infrastructure. Additional information on the City's capital assets can be found in Note 5 to these financial statements.

Long-term Debt

At the end of the current fiscal year, the City had total long-term debt outstanding of \$5,912,858. The City reduced its long-term debt by a net \$479,553 during the year. Of the total outstanding debt, \$3,319,613 was for governmental activities while \$2,593,245 was for business-type activities. Additional information on the City's long-term debt can be found in Note 6 to these financial statements.

Economic Factors and Next Year's Budgets and Rates

Management estimates that approximately \$3.46 million of revenues will be available for appropriation in the general fund in the upcoming budget. Expenditures are expected to change significantly compared to 2021 as the City moves forward with large capital projects that have been delayed over the past two years. A large portion of the general fund's fund balance is expected to be used for the projects, resulting in a planned and budgeted general fund deficit. The City continues to review all budget line items for opportunities to reduce expenditures when possible. The budget will be monitored during the year to identify any necessary amendments. In 2022, the City plans again to use current revenues to provide essential services and to maintain the City's financial reserves at similar levels. The ongoing costs of providing essential services for the citizens of the City will again need to be monitored in order to maintain the financial condition of the City. Additionally, management and the City Council continue to monitor the impact of the COVID-19 Pandemic on City revenues.

Requests for Information

This financial report is designed to provide a general overview of the City's finances for all those with an interest in the City's finances. Questions concerning any of the information provided in this report or requests for additional financial information should be addressed to:

Attn: City Treasurer
City of New Buffalo
224 W Buffalo St.
New Buffalo, MI 49117

or (269) 469-1500

Basic Financial Statements

City of New Buffalo
Statement of Net Position
June 30, 2021

	Primary Government			Component Unit - DDA
	Governmental Activities	Business-type Activities	Total	
ASSETS				
<i>Current Assets</i>				
Cash and Investments	\$ 5,030,201	\$ 2,642,217	\$ 7,672,418	\$ 273
Accounts Receivable	115,834	295,725	411,559	--
Due from Other Governmental Units	122,507	--	122,507	--
Prepays	108,417	17,263	125,680	--
Total Current Assets	5,376,959	2,955,205	8,332,164	273
<i>Noncurrent Assets</i>				
Capital Assets not being Depreciated	320,616	20,500	341,116	--
Capital Assets being Depreciated, net	10,170,867	5,161,109	15,331,976	--
Investment in Joint Venture	--	3,636,219	3,636,219	--
Total Assets	15,868,442	11,773,033	27,641,475	273
DEFERRED OUTFLOWS OF RESOURCES				
Charge on Refunding	--	31,340	31,340	--
Pension Related	78,522	19,021	97,543	--
Total Deferred Outflows of Resources	78,522	50,361	128,883	--
LIABILITIES				
<i>Current Liabilities</i>				
Accounts Payable	176,873	117,598	294,471	--
Accrued Liabilities	95,862	29,522	125,384	--
Accrued Interest	33,221	18,747	51,968	--
Current Portion of Long-term Debt	292,203	201,337	493,540	--
Current Portion of Compensated Absences	50,725	22,961	73,686	--
Deposits Payable	38,117	--	38,117	--
Internal Balances	2,792	(2,792)	--	--
Total Current Liabilities	689,793	387,373	1,077,166	--
<i>Noncurrent Liabilities</i>				
Long-term Debt	3,027,410	2,391,908	5,419,318	--
Compensated Absences	8,614	19,831	28,445	--
Net Pension Liability	64,683	15,669	80,352	--
Total Liabilities	3,790,500	2,814,781	6,605,281	--
DEFERRED INFLOWS OF RESOURCES				
Pension Related	167,986	40,693	208,679	--
Total Deferred Inflows of Resources	167,986	40,693	208,679	--
NET POSITION				
Net Investment in Capital Assets	7,171,870	4,306,685	11,478,555	--
<i>Restricted for:</i>				
Ambulance	31,813	--	31,813	--
Streets and Highways	782,177	--	782,177	--
Debt Service	3,115	--	3,115	--
City Projects	870,711	--	870,711	--
Public Safety	2,115	--	2,115	--
<i>Unrestricted</i>	3,126,677	4,661,235	7,787,912	273
Total Net Position	\$ 11,988,478	\$ 8,967,920	\$ 20,956,398	\$ 273

The Notes to the Financial Statements are an integral part of these Financial Statements

**City of New Buffalo
Statement of Activities
For the Year Ended June 30, 2021**

		Program Revenues			Net (Expense) Revenue			
			Operating	Capital Grants	Primary Government			
Functions/Programs	Expenses	Charges for	Grants and	and	Governmental	Business-type	Total	Component
		Services	Contributions	Contributions	Activities	Activities		Unit - DDA
Primary Government								
Governmental Activities:								
General Government	\$ 831,088	\$ 225,189	\$ 220,880	\$ 30,441	\$ (354,578)	\$ --	\$ (354,578)	\$ --
Public Safety	1,316,936	124,396	175,300	--	(1,017,240)	--	(1,017,240)	--
Public Works	1,319,111	272,655	357,256	--	(689,200)	--	(689,200)	--
Health and Welfare	109,238	--	--	--	(109,238)	--	(109,238)	--
Community and Economic Development	6,158	850	--	--	(5,308)	--	(5,308)	--
Recreation and Culture	775,515	431,249	81,291	--	(262,975)	--	(262,975)	--
Interest on Long-term Debt	94,918	--	--	--	(94,918)	--	(94,918)	--
Total Governmental Activities	4,452,964	1,054,339	834,727	30,441	(2,533,457)	--	(2,533,457)	--
Business-type Activities:								
Sewer	723,901	1,076,244	--	--	--	352,343	352,343	--
Water	1,110,791	1,172,770	--	--	--	61,979	61,979	--
Harbor Operations (Nonmajor)	161,368	179,342	--	--	--	17,974	17,974	--
Total Business-type Activities	1,996,060	2,428,356	--	--	--	432,296	432,296	--
Total Primary Government	\$ 6,449,024	\$ 3,482,695	\$ 834,727	\$ 30,441	(2,533,457)	432,296	(2,101,161)	--
Component Unit								
Downtown Development Authority	\$ --	\$ --	\$ --	\$ --	--	--	--	--
Total Component Unit	\$ --	\$ --	\$ --	\$ --	--	--	--	--
General Purpose Revenues and Transfers:								
Revenues								
Taxes					2,720,859	--	2,720,859	--
Interest Income					2,776	1,134	3,910	--
Unrestricted State Sources					223,637	--	223,637	--
Loss from Joint Venture					--	(110,423)	(110,423)	--
Transfers					186,757	(186,757)	--	--
Total General Revenues and Transfers					3,134,029	(296,046)	2,837,983	--
Change in Net Position					600,572	136,250	736,822	--
Net Position at Beginning of Period					11,387,906	8,831,670	20,219,576	273
Net Position at End of Period					\$ 11,988,478	\$ 8,967,920	\$ 20,956,398	\$ 273

The Notes to the Financial Statements are an integral part of these Financial Statements

City of New Buffalo
Balance Sheet
Governmental Funds
June 30, 2021

	<u>Special Revenue</u>		<u>Other</u>	<u>Total</u>
	<u>General</u>	<u>Park</u>	<u>Governmental</u>	<u>Governmental</u>
			<u>Funds</u>	<u>Funds</u>
ASSETS				
Cash and Investments	\$ 2,536,342	\$ 260,587	\$ 2,233,272	\$ 5,030,201
Accounts Receivable	39,661	49,102	27,071	115,834
Due from Other Governmental Units	65,904	--	56,603	122,507
Prepays	99,034	9,383	--	108,417
Due from Other Funds	93	--	22,677	22,770
<i>Total Assets</i>	\$ 2,741,034	\$ 319,072	\$ 2,339,623	\$ 5,399,729
LIABILITIES				
Accounts Payable	\$ 111,142	\$ 10,623	\$ 55,108	\$ 176,873
Accrued Liabilities	68,759	20,883	6,220	95,862
Deposits Payable	38,117	--	--	38,117
Due to Other Funds	22,677	2,885	--	25,562
<i>Total Liabilities</i>	240,695	34,391	61,328	336,414
FUND BALANCE				
Nonspendable	99,034	9,383	--	108,417
Restricted	31,813	--	1,658,118	1,689,931
Assigned	98,692	275,298	620,177	994,167
Unassigned	2,270,800	--	--	2,270,800
<i>Total Fund Balance</i>	2,500,339	284,681	2,278,295	5,063,315
<i>Total Liabilities and Fund Balance</i>	\$ 2,741,034	\$ 319,072	\$ 2,339,623	\$ 5,399,729

The Notes to the Financial Statements are an integral part of these Financial Statements

City of New Buffalo
Reconciliation of Governmental Funds Balance Sheet to the Statement of Net Position
June 30, 2021

Total Fund Balance - Governmental Funds	\$ 5,063,315
General government capital assets of \$19,235,787, net of accumulated depreciation of \$8,744,304, are not financial resources and, accordingly, are not reported in the funds.	10,491,483
Accrued interest is not due and payable in the current period and, therefore, is not reported in the funds.	(33,221)
Compensated absences are not due and payable in the current period and, therefore, are not reported in the funds.	(59,339)
Net pension liability and related deferred amounts are not due and payable in the current period or do not represent current financial resources and, therefore, are not reported in the funds.	(154,147)
Long-term liabilities, including premium on bonds, are not due and payable in the current period and, therefore, are not reported in the funds.	(3,319,613)
Total Net Position - Governmental Activities	\$ <u>11,988,478</u>

The Notes to the Financial Statements are an integral part of these Financial Statements

City of New Buffalo
Statement of Revenues, Expenditures, and Changes in Fund Balance
Governmental Funds
For the Year Ended June 30, 2021

		<u>Special Revenue</u>		
	<u>General</u>	<u>Park</u>	<u>Other Governmental Funds</u>	<u>Total Governmental Funds</u>
Revenues				
Taxes	\$ 2,608,825	\$ --	\$ 112,034	\$ 2,720,859
Licenses and Permits	125,760	--	--	125,760
Federal Revenues	82,655	2,000	--	84,655
State Revenues	233,641	--	358,148	591,789
Contributions from Local Units	--	--	220,880	220,880
Charges for Services	409,482	421,649	--	831,131
Fines, Fees, and Forfeits	87	--	--	87
Interest and Rents	2,011	637	728	3,376
Other Revenues	169,510	175	109,557	279,242
Total Revenues	<u>3,631,971</u>	<u>424,461</u>	<u>801,347</u>	<u>4,857,779</u>
Expenditures				
General Government	759,782	--	--	759,782
Public Safety	1,311,027	--	155	1,311,182
Public Works	628,466	--	251,742	880,208
Health and Welfare	109,238	--	--	109,238
Community and Economic Development	6,158	--	--	6,158
Recreation and Culture	--	470,298	151,503	621,801
Other	45,781	--	--	45,781
Capital Outlay	--	--	76,394	76,394
Debt Service - Principal	--	--	296,463	296,463
Debt Service - Interest	--	--	107,007	107,007
Total Expenditures	<u>2,860,452</u>	<u>470,298</u>	<u>883,264</u>	<u>4,214,014</u>
Excess of Revenues Over (Under) Expenditures	<u>771,519</u>	<u>(45,837)</u>	<u>(81,917)</u>	<u>643,765</u>
Other Financing Sources (Uses)				
Issuance of Capital Lease	--	--	26,439	26,439
Transfers In	--	75,000	445,588	520,588
Transfers Out	(257,543)	--	(76,288)	(333,831)
Net Other Financing Sources (Uses)	<u>(257,543)</u>	<u>75,000</u>	<u>395,739</u>	<u>213,196</u>
Net Change in Fund Balance	513,976	29,163	313,822	856,961
Fund Balance at Beginning of Period	<u>1,986,363</u>	<u>255,518</u>	<u>1,964,473</u>	<u>4,206,354</u>
Fund Balance at End of Period	<u>\$ 2,500,339</u>	<u>\$ 284,681</u>	<u>\$ 2,278,295</u>	<u>\$ 5,063,315</u>

The Notes to the Financial Statements are an integral part of these Financial Statements

City of New Buffalo
Reconciliation of Governmental Funds Statement of Revenues, Expenditures, and
Changes in Fund Balance with Statement of Activities
For the Year Ended June 30, 2021

Total Net Change in Fund Balances - Governmental Funds	\$ 856,961
Governmental funds report capital outlays as expenditures; however, in the statement of activities, the cost of those assets is allocated over their estimated useful lives as depreciation expense. This is the amount by which capital outlay of \$76,394 and trade-in of \$9,000 is exceeded by depreciation expense of \$745,477 and net disposal of capital assets of \$683.	(660,766)
Changes to accrued interest and amortization of bond premiums do not require the use of current financial resources and, therefore, are not reported as expenditures in the funds.	12,089
Changes to compensated absences do not require the use of current financial resources and, therefore, are not reported as expenditures in the funds.	10,728
The statement of activities reports changes to net pension liability and pension related deferrals as pension expense; however, the expenditures recorded on the governmental funds equals actual pension contributions.	111,536
Repayment of bond principal is an expenditure in the governmental funds but the repayment reduces long-term liabilities in the statement of net position. Issuances of long-term debt are reported as financial resources in the governmental funds but increase long-term liabilities in the statement of net position. This represents principal payments of \$296,463 net of a capital lease issuance of \$26,439.	270,024
Changes in Net Position - Governmental Activities	\$ <u>600,572</u>

The Notes to the Financial Statements are an integral part of these Financial Statements

City of New Buffalo
Statement of Net Position
Proprietary Funds
June 30, 2021

Business-type Activities - Enterprise Funds

	Sewer	Water	Harbor Operations (Nonmajor)	Total Enterprise Funds
ASSETS				
<i>Current Assets</i>				
Cash and Investments	\$ 394,990	\$ 2,158,032	\$ 89,195	\$ 2,642,217
Accounts Receivable	156,534	139,191	--	295,725
Prepays	1,277	15,986	--	17,263
Due from Other Funds	--	--	2,885	2,885
Total Current Assets	552,801	2,313,209	92,080	2,958,090
<i>Noncurrent Assets</i>				
Capital Assets not being Depreciated	3,500	17,000	--	20,500
Capital Assets being Depreciated, net	595,219	4,565,890	--	5,161,109
Investment in Joint Venture	3,636,219	--	--	3,636,219
Total Assets	4,787,739	6,896,099	92,080	11,775,918
DEFERRED OUTFLOWS OF RESOURCES				
Charge on Refunding	31,340	--	--	31,340
Pension Related	--	19,021	--	19,021
Total Deferred Outflows of Resources	31,340	19,021	--	50,361
LIABILITIES				
<i>Current Liabilities</i>				
Accounts Payable	51,283	24,125	42,190	117,598
Accrued Liabilities	3,814	18,795	6,913	29,522
Accrued Interest	3,936	14,811	--	18,747
Current Portion of Long-term Debt	73,644	127,693	--	201,337
Current Portion of Compensated Absences	--	22,961	--	22,961
Due to Other Funds	--	93	--	93
Total Current Liabilities	132,677	208,478	49,103	390,258
<i>Noncurrent Liabilities</i>				
Long-term Debt	630,458	1,761,450	--	2,391,908
Compensated Absences	--	19,831	--	19,831
Net Pension Liability	--	15,669	--	15,669
Total Liabilities	763,135	2,005,428	49,103	2,817,666
DEFERRED INFLOWS OF RESOURCES				
Pension Related	--	40,693	--	40,693
Total Deferred Inflows of Resources	--	40,693	--	40,693
NET POSITION				
Net Investment in Capital Assets	598,719	3,707,966	--	4,306,685
<i>Unrestricted</i>	3,457,225	1,161,033	42,977	4,661,235
Total Net Position	\$ 4,055,944	\$ 4,868,999	\$ 42,977	\$ 8,967,920

The Notes to the Financial Statements are an integral part of these Financial Statements

City of New Buffalo
Statement of Revenues, Expenses, and Changes in Net Position
Proprietary Funds
For the Year Ended June 30, 2021

	Business-type Activities - Enterprise Funds			
	Sewer	Water	Harbor Operations (Nonmajor)	Total Enterprise Funds
Operating Revenues				
Charges for Services	\$ 1,076,244	\$ 1,172,770	\$ 167,672	\$ 2,416,686
Total Operating Revenues	<u>1,076,244</u>	<u>1,172,770</u>	<u>167,672</u>	<u>2,416,686</u>
Operating Expenses				
Personnel Services	66,684	432,389	57,575	556,648
Supplies	800	88,556	2,270	91,626
Contractual Services	2,750	53,742	74,630	131,122
Utilities	544,562	47,445	9,605	601,612
Repairs and Maintenance	34,721	210,236	14,755	259,712
Other Services and Charges	3,600	19,142	2,533	25,275
Depreciation	47,105	208,355	--	255,460
Total Operating Expenses	<u>700,222</u>	<u>1,059,865</u>	<u>161,368</u>	<u>1,921,455</u>
Operating Income (Loss)	<u>376,022</u>	<u>112,905</u>	<u>6,304</u>	<u>495,231</u>
Non-Operating Revenues (Expenses)				
Interest Income	167	964	3	1,134
Loss from Joint Venture	(110,423)	--	--	(110,423)
Insurance Recovery	--	--	11,670	11,670
Interest Expense	(23,679)	(50,926)	--	(74,605)
Net Non-Operating Revenues (Expenses)	<u>(133,935)</u>	<u>(49,962)</u>	<u>11,673</u>	<u>(172,224)</u>
Income Before Transfers	<u>242,087</u>	<u>62,943</u>	<u>17,977</u>	<u>323,007</u>
Transfers In	--	--	25,000	25,000
Transfers Out	(126,932)	(84,825)	--	(211,757)
Change In Net Position	<u>115,155</u>	<u>(21,882)</u>	<u>42,977</u>	<u>136,250</u>
Net Position at Beginning of Period	<u>3,940,789</u>	<u>4,890,881</u>	<u>--</u>	<u>8,831,670</u>
Net Position at End of Period	<u>\$ 4,055,944</u>	<u>\$ 4,868,999</u>	<u>\$ 42,977</u>	<u>\$ 8,967,920</u>

The Notes to the Financial Statements are an integral part of these Financial Statements

City of New Buffalo
Statement of Cash Flows
Proprietary Funds
For the Year Ended June 30, 2021

	Business-type Activities - Enterprise Funds			
	Sewer	Water	Harbor Operations (Nonmajor)	Total Enterprise Funds
Cash Flows from Operating Activities				
Cash Received from Charges for Services	\$ 1,062,682	\$ 1,168,767	\$ 167,672	\$ 2,399,121
Cash Paid to Employees for Services and Fringe Benefits	(65,262)	(459,299)	(50,662)	(575,223)
Cash Paid to Suppliers for Good and Services	(866,250)	(458,037)	(61,603)	(1,385,890)
Net Cash Provided by Operating Activities	<u>131,170</u>	<u>251,431</u>	<u>55,407</u>	<u>438,008</u>
Cash Flows from Non-capital Financing Activities				
Other Non-Operating Revenues	-	-	11,670	11,670
Transfers In (Out)	(126,932)	(84,825)	25,000	(186,757)
Change in Interfund Balances	-	-	(2,885)	(2,885)
Net Cash Provided (Used) by Non-capital Financing Activities	<u>(126,932)</u>	<u>(84,825)</u>	<u>33,785</u>	<u>(177,972)</u>
Cash Flows from Capital and Related Financing Activities				
Amortization of Deferred Charge and Bond Premium on Long-term Debt	(6,475)	(4,654)	-	(11,129)
Principal and Interest Paid on Long-term Debt	(89,921)	(169,751)	-	(259,672)
Net Cash Used by Capital and Related Financing Activities	<u>(96,396)</u>	<u>(174,405)</u>	<u>-</u>	<u>(270,801)</u>
Cash Flows from Investing Activities				
Interest Income	167	964	3	1,134
Net Cash Provided by Investing Activities	<u>167</u>	<u>964</u>	<u>3</u>	<u>1,134</u>
Net Increase (Decrease) in Cash and Investments	(91,991)	(6,835)	89,195	(9,631)
<i>Cash and Investments - Beginning of Year</i>	486,981	2,164,867	-	2,651,848
Cash and Investments - End of Year	<u>\$ 394,990</u>	<u>\$ 2,158,032</u>	<u>\$ 89,195</u>	<u>\$ 2,642,217</u>

The Notes to the Financial Statements are an integral part of these Financial Statements

City of New Buffalo
Statement of Cash Flows
Proprietary Funds
For the Year Ended June 30, 2021

	Business-type Activities - Enterprise Funds			
	Sewer	Water	Harbor Operations (Nonmajor)	Total Enterprise Funds
Reconciliation of Operating Income to				
Net Cash Provided by Operating Activities				
Operating Income	\$ 376,022	\$ 112,905	\$ 6,304	\$ 495,231
Adjustments to Reconcile Operating Income to				
Net Cash Provided by Operating Activities				
Depreciation Expense	47,105	208,355	-	255,460
Changes in Assets, Deferred Outflows/Inflows, and Liabilities				
Accounts Receivable	(13,562)	(4,003)	-	(17,565)
Prepaid Items	9	(613)	-	(604)
Accounts Payable	(279,826)	(38,303)	42,190	(275,939)
Accrued Liabilities	1,422	5,956	6,913	14,291
Compensated Absences	-	(855)	-	(855)
Net Pension Liability and Related Deferred Items	-	(32,011)	-	(32,011)
<i>Net Cash Provided by Operating Activities</i>	<u>\$ 131,170</u>	<u>\$ 251,431</u>	<u>\$ 55,407</u>	<u>\$ 438,008</u>

The Notes to the Financial Statements are an integral part of these Financial Statements

City of New Buffalo
Statement of Fiduciary Net Position
Fiduciary Fund
June 30, 2021

	<u>Custodial</u>
ASSETS	
Cash and Investments	\$ 68,782
<i>Total Assets</i>	<u>68,782</u>
LIABILITIES	
Undistributed Collections	<u>68,782</u>
<i>Total Liabilities</i>	<u>68,782</u>
NET POSITION	
Restricted for Individuals, Organizations, and Agencies	<u>\$ --</u>

The Notes to the Financial Statements are an integral part of these Financial Statements

City of New Buffalo
Statement of Change in Fiduciary Net Position
Fiduciary Fund
For the Year Ended June 30, 2021

	<u>Custodial</u>
Additions	
Taxes Collected for Other Governments	\$ 7,015,426
<i>Total Additions</i>	<u>7,015,426</u>
Deductions	
Payments of Property Taxes to Other Governments	<u>7,015,426</u>
<i>Total Deductions</i>	<u>7,015,426</u>
<i>Change in Net Position</i>	--
<i>Net Position at Beginning of Period</i>	--
<i>Net Position at End of Period</i>	<u><u>\$ --</u></u>

The Notes to the Financial Statements are an integral part of these Financial Statements

Notes to the Financial Statements

City of New Buffalo

Notes to the Financial Statements

Note 1 - Nature of Business and Significant Accounting Policies

The accounting policies of the City of New Buffalo, Michigan (the "City" or "government") conform to accounting principles generally accepted in the United States of America (GAAP) as applicable to governmental units. The following is a summary of the significant accounting policies used by the City:

Reporting Entity

The City is governed by an elected five-member Council. The accompanying financial statements present the City and its component units, entities for which the City is considered to be financially accountable. Each discretely presented component unit is reported in a separate column in the government-wide financial statements to emphasize that it is legally separate from the City (see discussion below for description).

Discretely Presented Component Unit

The City of New Buffalo Downtown Development Authority ("DDA") was created to correct and prevent deterioration in the downtown district, encourage historical preservation, and to promote economic growth within the downtown district. The DDA has not reported revenue over multiple years due to the negative tax captures within the district. The DDA's governing body, which consists of nine members, is selected by the City Council. In addition, the DDA's budget is subject to approval by the City Council. The financial statements of the DDA are included in the City's financial statements and are not audited separately.

City of New Buffalo Building Authority

The City of New Buffalo Building Authority is governed by a three-member board appointed by the City Council. Although it is legally separate from the City, the Building Authority is reported as is if it were part of the primary government because its sole purpose is to finance and construct the City's public buildings. There were no financial activities or balances to report during the year.

Government-wide and Fund Financial Statements

The government-wide financial statements (i.e., the statement of net position and the statement of activities) report information on all of the non-fiduciary activities of the primary government and its component units. For the most part, the effect of inter-fund activity has been removed from these financial statements. Governmental activities, normally supported by taxes and intergovernmental revenue, are reported separately from business-type activities, which rely to a significant extent on fees and charges for support. Likewise, the primary government is reported separately from certain legally separate component units for which the primary government is financially accountable.

City of New Buffalo

Notes to the Financial Statements

The statement of activities demonstrates the degree to which the direct expenses of a given function or segment are offset by program revenue. Direct expenses are those that are clearly identifiable with a specific function or segment. Program revenue includes: 1) charges to customers or applicants who purchase, use, or directly benefit from goods, services, or privileges provided by a given function or segment and 2) grants and contributions that are restricted to meeting the operational or capital requirements of a particular function or segment. Taxes and other items not properly included among program revenue are reported instead as general revenue.

Separate financial statements are provided for governmental funds, proprietary funds, and fiduciary funds, even though the latter are excluded from the government-wide financial statements. Major individual governmental funds and major individual enterprise funds are reported as separate columns in the fund financial statements.

Measurement Focus, Basis of Accounting, and Financial Statement Presentation

The government-wide financial statements are reported using the *economic resources measurement focus* and the *accrual basis of accounting*, as are the proprietary funds, fiduciary funds, and component unit financial statements. Revenue is recorded when earned and expenses are recorded when a liability is incurred, regardless of the timing of related cash flows. Property taxes are recognized as revenue in the year for which they are levied. Grants and similar items are recognized as revenue as soon as all eligibility requirements imposed by the provider have been met.

Governmental fund financial statements are reported using the *current financial resources measurement focus* and the *modified accrual basis of accounting*. Revenue is recognized as soon as it is both measurable and available. Revenue is considered to be available if it is collected within the current period or soon enough thereafter to pay liabilities of the current period. For this purpose, the City considers revenue to be available if it is collected within 60 days of the end of the current fiscal period. The following major revenue sources meet the availability criterion: state-shared revenue, state gas and weight tax revenue, and interest associated with the current fiscal period.

Expenditures generally are recorded when a liability is incurred, as under accrual accounting. However, debt service expenditures, expenditures relating to compensated absences, and claims and judgments are recorded only when payment is due.

The City reports the following major governmental funds:

The ***general fund*** is the City's primary operating fund. It accounts for all financial resources of the general government, except those required to be accounted for in another fund.

The ***park fund*** is used for the operations of the city's park and beaches and is primarily financed by parking fees and vendor sales.

City of New Buffalo

Notes to the Financial Statements

The City reports the following proprietary funds:

The *sewer fund* accounts for the activities of the sewage disposal and treatment systems.

The *water fund* accounts for the activities of the water treatment and distribution systems.

The *harbor operations fund* accounts for the activities of the City's harbor.

Additionally, the City reports the following fund types:

Special revenue funds account for the proceeds of specific revenue sources (other than permanent trusts or major capital projects) that are legally restricted to expenditures for specified purposes.

Debt service funds account for the servicing of long-term debt not being financed by proprietary or nonexpendable trust funds.

Capital project funds account for the development of capital facilities other than those financed by the operations of an enterprise fund.

Custodial funds are custodial in nature and do not present results of operations or have a measurement focus. Custodial funds are accounted for using the accrual basis of accounting. These funds are used to account for asset that the government holds for others in a custodial capacity (such as taxes collected for other governments).

As a general rule, the effect of inter-fund activity has been eliminated from the government-wide financial statements. Exceptions to this general rule are payment-in-lieu of taxes and other charges between the City's water and sewer function and various other functions of the City. Eliminations of these charges would distort the direct costs and program revenue reported for the various functions concerned.

Proprietary funds distinguish operating revenue and expenses from non-operating items. Operating revenue and expenses generally result from providing services in connection with a proprietary fund's principal ongoing operations. The principal operating revenue of the City's proprietary funds relates to charges to customers for sales and services. Operating expenses for proprietary funds include the cost of sales and services, administrative expenses, and depreciation on capital assets. All revenue and expenses not meeting this definition are reported as non-operating revenue and expenses.

City of New Buffalo

Notes to the Financial Statements

Financial Statement Presentation – Assets, Deferred Outflows of Resources, Liabilities, Deferred Inflows of Resources, and Equity

Deposits and Investments

The City's cash and cash equivalents are considered to be cash on hand, demand deposits, all local government investment pools, and short-term investments with original maturities of three months or less from the date of acquisition. Investments are stated at fair value at the balance sheet date. Investments are exposed to various risks, such as significant external events, interest rate, credit, and overall market volatility risks. Due to the level of risk associated with certain investment securities, it is reasonably possible that changes in the fair value of investments will occur in the near term and that such changes could materially affect the amounts reported in the statement of net position.

State statutes and City policy authorize the City to invest in:

- Bonds, securities, other obligations, and repurchase agreements of the United States, or an agency or instrumentality of the United States.
- Certificates of deposit, savings accounts, deposit accounts, or depository receipts of a qualified financial institution.
- Commercial paper rated at the time of purchase within the two highest classifications established by not less than two standard rating services and that matures not more than 270 days after the date of purchase.
- In United States government or federal agency obligation repurchase agreements.
- Bankers' acceptances of United States banks.
- Mutual funds registered under the Investment Company Act of 1940 with the authority to purchase only investment vehicles that are legal for direct investment by a public corporation.
- External investment pools as authorized by Public Act 20 as amended through March, 1997.

Receivables and Payables

All trade receivables are shown net of an allowance for uncollectibles, as applicable. All amounts deemed to be uncollectible are charged against the allowance for doubtful accounts in the period that determination is made. The City reported no allowance for doubtful accounts as of year-end as management deemed all trade receivables to be fully collectible.

City of New Buffalo

Notes to the Financial Statements

Activity between funds that are representative of lending/borrowing arrangements outstanding at the end of the fiscal year and all other outstanding balances between funds are referred to as “due to/from other funds” (i.e., the current portion of interfund loans). Any residual balances outstanding between the governmental activities and business-type activities are reported in the government-wide financial statements as “internal balances.”

Due from Other Governmental Units

Due from other governmental units consists of amounts due from the State of Michigan or other governments for various payments and grants.

Prepays

Certain payments to vendors reflect costs applicable to future fiscal years and are recorded as prepaid items in both government-wide and fund financial statements.

Capital Assets

Capital assets, which include property, plant, equipment, and infrastructure assets (e.g., roads, bridges, sidewalks, and similar items), are reported in the applicable governmental or business-type activities column in the government-wide financial statements. Capital assets are defined by the City as assets with an initial individual cost of more than \$5,000 and an estimated useful life in excess of two years. Such assets are recorded at historical cost or estimated historical cost if purchased or constructed. Donated capital assets are valued at the acquisition cost.

Infrastructure, buildings, equipment, and vehicles are depreciated using the straight-line method over the following useful lives:

	Years
Land Improvements	20
Buildings and Improvements	20 - 40
Infrastructure	20 - 40
Machinery and Equipment	5 - 10
Vehicles	5 - 10

Compensated Absences (Vacation and Sick Leave)

Vacation and sick pay and other employee benefits are recognized in fund statements only when credit is taken by the employee. All accumulated vacation time is paid upon termination. Sick time is only paid upon termination based on the following criteria: 1) an employee with 20 years or more of service shall have 50% of the value of their unused sick time hours credited towards medical insurance coverage or 25% of the value can be cashed out or 2) an employee with 10 years

City of New Buffalo

Notes to the Financial Statements

or more of service shall have 25% of the value of their unused sick time hours credited towards medical insurance coverage or 12.5% of the value can be cashed out.

Long-term Obligations

In the government-wide financial statements and the proprietary fund types in the fund financial statements, long-term debt and other long-term obligations are reported as liabilities in the applicable governmental activities, business-type activities, or proprietary fund-type statement of net position. Bond premiums and discounts are deferred and amortized over the life of the bonds using the effective interest method. Bonds payable are reported net of the applicable bond premium or discount. The general fund and debt service funds are generally used to liquidate governmental long-term debt.

In the fund financial statements, governmental fund types recognize bond premiums and discounts, as well as bond issuance costs during the current period. The face amount of debt issued is reported as other financing sources. Premiums received on debt issuances are reported as other financing sources while discounts are reported as other financing uses. Issuance costs are reported as debt service expenditures.

Pension

For purposes of measuring the net pension liability, deferred outflows/inflows of resources related to the pension, and pension expense, information about the fiduciary net position of the Municipal Employees Retirement System (MERS) of Michigan and additions to/deductions from MERS' fiduciary net position have been determined on the same basis as they are reported by MERS. For this purpose, benefit payments (including refunds of employee contributions) are recognized when due and payable in accordance with the benefit terms. Investments are reported at fair value.

Deferred Outflows/Inflows of Resources

In addition to assets and liabilities, the statement of net position and balance sheet will, when applicable, report separate sections for deferred outflows of resources and deferred inflows of resources. *Deferred outflows of resources*, a separate financial statement element, represents a consumption of net position or fund balance, respectively, that applies to a future period and so will not be recognized as an outflow of resources (expense/expenditure) until that time. *Deferred inflows of resources*, a separate financial statement element, represents an acquisition of net position or fund balance, respectively, that applies to a future period and so will not be recognized as an inflow of resources (revenue) until that time.

The City has several items that qualify for reporting in these categories and are reported in the statement of net position. These items correspond to the City's net pension liability and are related to the net difference between projected and actual earnings on pension plan investments, differences between expected and actual experience, changes of assumptions, and contributions subsequent to the measurement date. The City also reports a deferred charge on refunded debt

City of New Buffalo

Notes to the Financial Statements

resulted from the difference in carrying value of the refunded debt and its reacquisition price. This amount is deferred over the shorter of the life of the refunded or refunding debt.

Net Position Flow Assumption

Sometimes the government will fund outlays for a particular purpose from both restricted (e.g., restricted bond or grant proceeds) and unrestricted resources. In to calculate the amounts to report as restricted – net position and unrestricted – net position in the government-wide and proprietary fund financial statements, a flow assumption must be made about the order in which the resources are considered to be applied.

It is the government's policy to consider restricted-net position to have been depleted before unrestricted-net position is applied.

Fund Balance Flow Assumption

Sometimes the government will fund outlays for a particular purpose from both restricted and unrestricted resources (the total of committed, assigned, and unassigned fund balance). In order to calculate the amounts to report as restricted, committed, assigned, and unassigned fund balance in the governmental fund financial statements a flow assumption must be made about the order in which the resources are considered to be applied. It is the government's policy to consider restricted fund balance to have been depleted before using any of the components of unrestricted fund balance. Further, when the components of unrestricted fund balance can be used for the same purpose, committed fund balance is depleted first, followed by assigned fund balance. Unassigned fund balance is applied last.

Fund Balance Policies

Fund balance of governmental funds is reported in various categories based on the nature of any limitations requiring the use of resources for specific purposes. Governmental funds report *nonspendable fund balance* for amounts that cannot be spent because they are either: a) not in spendable form or b) legally or contractually required to be maintained intact. Nonspendable fund balance would be equal to inventory, prepaid items, and the nonspendable portion of endowments. *Restricted fund balance* is reported when externally imposed constraints are placed on the use of resources by grantors, contributors, or laws or regulations of other governments. The government itself can establish limitations on the use of resources through either a commitment (committed fund balance) or an assignment (assigned fund balance).

The *committed fund balance* classification includes amounts that can be used only for the specific purposes determined by a formal action of the government's highest level of decision-making authority. The City Council is the highest level of decision-making authority for the government that can, by adoption of a resolution prior to the end of the fiscal year, commit fund balance. Once adopted, the limitation imposed by the resolution remains in place until a similar action is taken (the adoption of another resolution) to remove or revise the limitation.

City of New Buffalo

Notes to the Financial Statements

Amounts in the *assigned fund balance* classification are intended to be used by the government for specific purposes but do not meet the criteria to be classified as restricted or committed. The City Council, or its designee, may also assign fund balance as it does when appropriating fund balance to cover a gap between estimated revenue and appropriations in the subsequent year's appropriated budget. Unlike commitments, assignments generally only exist temporarily. In other words, an additional action does not normally have to be taken for the removal of an assignment.

Unassigned fund balance is the residual classification for the City's general fund and includes all spendable amounts not contained in the other classifications and is therefore available to be spent as determined by the City Council. The general fund is the only fund that reports a positive unassigned fund balance amount. In other governmental funds, the unassigned classification is used only to report a deficit.

Property Tax Revenue

Property taxes are levied on each July 1 (summer tax bills) and December 1 (winter tax bills) on the taxable valuation of property as of the preceding December 31. Taxes are considered delinquent on October 1 (summer tax bills) or February 14 (winter tax bills) of the year levied, at which time penalties and interest are assessed.

The City's 2020 tax is levied and collectible on December 1, 2020 and is recognized as revenue in the year ended June 30, 2021, when the proceeds of the levy are budgeted and available for the financing of operations. The 2020 taxable valuation of the City totaled \$244,645,080. For the year ended June 30, 2021, the City levied a millage of 10.2232 for general operations and 0.4575 for parks.

Use of Estimates

The process of preparing financial statements in conformity with generally accepted accounting principles requires the use of estimates and assumptions regarding certain types of assets, liabilities, revenues, and expenses. Such estimates primarily relate to unsettled transactions and events as of the date of the financial statements. Accordingly, upon settlement, actual results may differ from estimated amounts.

Note 2 - Stewardship, Compliance, and Accountability

Budgetary Information

Under the City Charter, the following budget procedures must be followed:

- a) The fiscal year shall begin on July 1 and end on June 30 of each year.
- b) Prior to May 1, the City Manager shall submit to the City Council a proposed operating budget.

City of New Buffalo

Notes to the Financial Statements

- c) A public hearing must be held before the budget is adopted.
- d) The City Council must adopt the budget by resolution prior to July 1.

Formal budgetary integration is employed as a management control device for all funds except the custodial funds. The budgets are adopted on a basis consistent with accounting principles generally accepted in the United States of America. Annual appropriation budgets are adopted for the general and all special revenue funds. All annual appropriations lapse at fiscal year-end.

Excess of Expenditures over Budget

P.A. 621 of 1978, as amended, provides that a local unit shall not incur expenditures in excess of the amount budgeted. Budgetary control is exercised at the activity level in the general fund and the function level in other funds.

The City had one expenditure in excess of the amount appropriated during the year ended June 30, 2021:

	<u>Final Budget</u>	<u>Actual Amount</u>	<u>Negative Variance</u>
General Fund			
<i>Public Safety</i>			
Inspection Services	\$ 167,915	\$ 172,814	\$ (4,899)

Note 3 - Deposits and Investments

Following is a reconciliation of deposit balances as of June 30, 2021:

	<u>Primary Government</u>	<u>Component Unit</u>	<u>Totals</u>
Statement of Net Position			
Cash and Investments	\$ 7,672,418	\$ 273	\$ 7,672,691
Statement of Fiduciary Net Position			
Cash and Investments	68,782	-	68,782
<i>Total Cash and Investments</i>	<u>\$ 7,741,200</u>	<u>\$ 273</u>	<u>\$ 7,741,473</u>
Deposits and Investments			
Checking and Savings Accounts		\$ 4,919,204	
Brokerage Accounts / Money Market		2,821,369	
Cash on Hand		900	
<i>Total Deposits and Investments</i>		<u>\$ 7,741,473</u>	

City of New Buffalo

Notes to the Financial Statements

Custodial Credit Risk - Deposits. Custodial credit risk is the risk that, in the event of a bank failure, the City's deposits might not be returned. State law does not require, and the City does not have a policy for deposit custodial credit risk. As of year-end, \$4,651,169 of the City's bank balance of \$5,151,169 was exposed to custodial credit risk because it was uninsured and uncollateralized. Due to the dollar amounts of cash deposits and the limits of FDIC insurance, the City believes it is impractical to insure all bank deposits. As a result, the City evaluates each financial institution with which it deposits City funds and assesses the level of risk of each institution; only those institutions with an acceptable estimated risk level are used as depositories.

Credit Risk - Investments. State law limits investments to specific government securities, certificates of deposits and bank accounts with qualified financial institutions, commercial paper with specific maximum maturities and ratings when purchased, bankers' acceptances of specific financial institutions, qualified mutual funds and qualified external investment pools as identified in the list of authorized investments in the summary of significant accounting policies. The City's investment policy does not have specific limits in excess of state law on investment credit risk. All investments are insured under SPIC. The City's investments of \$2,821,369 in money market balances have an AAAm² rating by Standard & Poor's.

Interest Rate Risk. Interest rate risk is the risk that the market rate of securities in the portfolio will fall due to changes in market interest rates. State law limits the allowable investments and the maturities of some of the allowable investments as identified in the summary of significant accounting policies. The City's investment policy does not have specific limits in excess of state law on investment maturities as a means of managing its exposure to fair value losses arising from increasing interest rates. The City's money market accounts of \$2,821,369 are liquid assets and do not have a maturity date.

Fair Value Measurement. The City categorizes its fair value measurements within the fair value hierarchy established by generally accepted accounting principles. The hierarchy is based on the valuation inputs used to measure the fair value of the asset. Level 1 inputs are quoted prices in active markets for identical assets; Level 2 inputs are significant other observable inputs; Level 3 inputs are significant unobservable inputs.

The City has the following recurring fair value measurements as of June 30, 2021:

- The money market accounts are held by a custodian and have CUSIP numbers allowing for identification of known active market rates and, accordingly, are valued with Level 1 inputs.

City of New Buffalo

Notes to the Financial Statements

Note 4 - Interfund Receivables, Payables, and Transfers

The City had the following interfund balances as of June 30, 2021:

<u>Receivable</u>	<u>Payable</u>	<u>Amount</u>
Nonmajor Governmental Funds	General	\$ 22,677
General	Water	93
Harbor Operations	Park	2,885

These balances resulted from the time lag between the dates that: 1) interfund goods and services are provided or reimbursable expenditures occur, 2) transactions are recorded in the accounting system, and 3) payments between funds are made.

Interfund transfers in and out for the year ended June 30, 2021 are as follows:

<u>Transfer In</u>	<u>Transfer Out</u>	<u>Amount</u>
Park	General	\$ 75,000
Nonmajor Governmental Funds	General	157,543
Harbor Operations	General	25,000
Nonmajor Governmental Funds	Nonmajor Governmental Funds	76,288
Nonmajor Governmental Funds	Water	84,825
Nonmajor Governmental Funds	Sewer	126,932

Interfund transfers are used to: 1) move unrestricted revenues collected in the general fund to finance capital and other various programs accounted for in other funds in accordance with budgetary authorizations, 2) move allocated cost of general operations to applicable funds and 3) move principal and interest amounts from the funds benefiting from the debt to the underlying debt service fund.

City of New Buffalo

Notes to the Financial Statements

Note 5 - Capital Assets

Capital asset activity for governmental activities during the year was as follows:

Governmental Activities	Beginning Balance	Additions	Reductions	Ending Balance
Capital Assets not being Depreciated				
Land	\$ 320,616	\$ -	\$ -	\$ 320,616
Capital Assets being Depreciated				
Land Improvements	3,942,197	-	-	3,942,197
Buildings and Improvements	2,863,846	-	-	2,863,846
Machinery and Equipment	4,234,174	85,394	(88,105)	4,231,463
Infrastructure	7,877,665	-	-	7,877,665
<i>Subtotal</i>	<u>18,917,882</u>	<u>85,394</u>	<u>(88,105)</u>	<u>18,915,171</u>
Less Accumulated Depreciation				
Land Improvements	(1,757,541)	(179,431)	-	(1,936,972)
Buildings and Improvements	(1,714,518)	(78,103)	-	(1,792,621)
Machinery and Equipment	(3,749,097)	(128,131)	87,422	(3,789,806)
Infrastructure	(865,093)	(359,812)	-	(1,224,905)
<i>Subtotal</i>	<u>(8,086,249)</u>	<u>(745,477)</u>	<u>87,422</u>	<u>(8,744,304)</u>
Capital Assets being Depreciated, Net	<u>10,831,633</u>	<u>(660,083)</u>	<u>(683)</u>	<u>10,170,867</u>
Capital Assets, Net	\$ 11,152,249	\$ (660,083)	\$ (683)	\$ 10,491,483

Capital asset activity for business-type activities during the year was as follows:

Business-type Activities	Beginning Balance	Additions	Reductions	Ending Balance
Capital Assets not being Depreciated				
Land	\$ 20,500	\$ -	\$ -	\$ 20,500
Capital Assets being Depreciated				
Buildings, Infrastructure, and Improvements	10,492,549	-	-	10,492,549
Machinery and Equipment	376,006	-	-	376,006
<i>Subtotal</i>	<u>10,868,555</u>	<u>-</u>	<u>-</u>	<u>10,868,555</u>
Less Accumulated Depreciation				
Buildings, Infrastructure, and Improvements	(5,220,393)	(233,501)	-	(5,453,894)
Machinery and Equipment	(231,593)	(21,959)	-	(253,552)
<i>Subtotal</i>	<u>(5,451,986)</u>	<u>(255,460)</u>	<u>-</u>	<u>(5,707,446)</u>
Capital Assets being Depreciated, Net	<u>5,416,569</u>	<u>(255,460)</u>	<u>-</u>	<u>5,161,109</u>
Capital Assets, Net	\$ 5,437,069	\$ (255,460)	\$ -	\$ 5,181,609

City of New Buffalo

Notes to the Financial Statements

Depreciation expense was charged to the City as follows:

Governmental Activities

General Government	\$	73,213
Public Safety		51,242
Public Works		459,302
Recreation and Culture		161,720
<i>Total</i>	<u>\$</u>	<u>745,477</u>

Business-type Activities

Sewer	\$	47,105
Water		208,355
<i>Total</i>	<u>\$</u>	<u>255,460</u>

Note 6 - Long-term Obligations

The following is a summary of the long-term obligations' activity for the year:

	Beginning Balance	Additions	Reductions	Ending Balance	Due Within One Year
Governmental Activities					
2017 Capital Improvement Bonds	\$ 3,310,000	\$ -	\$ (240,000)	\$ 3,070,000	\$ 245,000
2020 Capital Lease Agreement - Police	22,424	-	(10,966)	11,458	11,458
2020 Capital Lease Agreement - Police	-	26,439	(9,076)	17,363	8,453
2017 Capital Lease Agreement - Leaf Vac	124,663	-	(22,665)	101,998	23,746
2016 Capital Lease Agreement - Bobcat	17,302	-	(13,756)	3,546	3,546
Premium on Bonds	125,724	-	(10,476)	115,248	-
<i>Total Long-term Debt</i>	<u>\$ 3,600,113</u>	<u>\$ 26,439</u>	<u>\$ (306,939)</u>	<u>\$ 3,319,613</u>	<u>\$ 292,203</u>
Compensated Absences	<u>\$ 70,067</u>	<u>\$ 1,307</u>	<u>\$ (12,035)</u>	<u>\$ 59,339</u>	<u>\$ 50,725</u>
	Beginning Balance	Additions	Reductions	Ending Balance	Due Within One Year
Business-type Activities					
2012 Capital Lease Agreement	\$ 949,924	\$ -	\$ (75,000)	\$ 874,924	\$ 80,000
General Obligation Limited Tax Bond - GRSD	739,347	-	(71,706)	667,641	73,644
2017 Lighthouse Creek Drain Bond	1,061,912	-	(47,693)	1,014,219	47,693
Premium on Bonds	41,115	-	(4,654)	36,461	-
<i>Total Long-term Debt</i>	<u>\$ 2,792,298</u>	<u>\$ -</u>	<u>\$ (199,053)</u>	<u>\$ 2,593,245</u>	<u>\$ 201,337</u>
Compensated Absences	<u>\$ 43,647</u>	<u>\$ -</u>	<u>\$ (855)</u>	<u>\$ 42,792</u>	<u>\$ 22,961</u>

City of New Buffalo

Notes to the Financial Statements

The annual requirements to amortize all debt outstanding (excluding compensated absences and premium on bonds) as of June 30, 2021 are as follows:

Year Ended June 30,	Governmental Activities			Business-type Activities		
	Principal	Interest	Total	Principal	Interest	Total
2022	\$ 292,203	\$ 98,626	\$ 390,829	\$ 201,337	\$ 71,779	\$ 273,116
2023	283,788	88,630	372,418	207,050	66,913	273,963
2024	281,065	79,463	360,528	211,793	61,156	272,949
2025	287,309	70,569	357,878	219,700	54,830	274,530
2026	270,000	61,800	331,800	226,382	48,423	274,805
2027 - 2031	1,465,000	183,150	1,648,150	1,045,816	137,157	1,182,973
2032 - 2036	325,000	9,750	334,750	364,712	40,820	405,532
2037	-	-	-	79,994	1,262	81,256
Total	\$ 3,204,365	\$ 591,988	\$ 3,796,353	\$ 2,556,784	\$ 482,340	\$ 3,039,124

Compensated absences in governmental activities are generally liquidated by the general fund.

Descriptions of the outstanding debt is as shown below:

Series 2017 Capital Improvement Bond - \$225,000 to \$325,000 annually plus interest at 2.0-3.0% through 2032	\$ 3,070,000
2020 Capital Lease - \$10,966 to \$11,972 annually plus interest payments of \$1,005 and \$514 through 2022	11,458
2020 Capital Lease - \$8,453 - \$9,076, annually plus interest payments at 5.40% through 2023	17,363
2017 Capital Lease - \$10,444 - \$13,814, annually plus interest payments at 4.67% through 2025	101,998
2016 Capital Lease - \$933 - \$1,187, monthly plus interest payments at 4.9% through 2022	3,546
Capital Lease Agreement - \$61,000 to \$99,924 annually plus interest at 2.50% through 2031	874,924
2013 GRSD GO Bond - \$70,737 to \$93,993 annually plus interest at 4.10% through 2028	667,641
2017 Lighthouse Creek Bond - \$34,162 to \$79,995 annually plus interest at 2.00% through 2037	1,014,219
Unamortized bond premiums	151,709
	<u>\$ 5,912,858</u>

Note 7 - Defined Benefit Pension Plan

Plan Description

The City participates in the Michigan Municipal Employees' Retirement System (MERS or the "System"), an agent multiple-employer defined benefit pension plan that covers all employees of the City. The new system provides retirement, disability, and death benefits to plan members and their beneficiaries. The Michigan Municipal Employees' Retirement System issues a publicly

City of New Buffalo

Notes to the Financial Statements

available financial report that includes financial statements and required supplementary information for the System. That report may be obtained by writing to the System at 1134 Municipal Way, Lansing, MI 48917.

Benefits Provided

Retirement benefits provided are as follows:

Division	Benefit Multiplier	Final Average Compensation (Years)	Normal Retirement Age	Unreduced Benefit (Age/Years of Service)	Reduced Benefit (Age/Years of Service)	Vesting (Years)
General - Open	1.50% (No Max)	5	60	N/A	50/25 or 55/15	10

Benefit terms, within the parameters established by MERS, are generally established and amended by authority of the City Council, generally after negotiations of these terms with the affected unions.

Employees Covered by Benefit Terms

At the December 31, 2020 valuation date, the following employees were covered by the benefit terms:

Inactive Plan Members or Beneficiaries Currently Receiving Benefits	7
Inactive Plan Members Entitled To But Not Yet Receiving Benefits	20
Active Plan Members	23
<i>Total Employees Covered By MERS</i>	<u>50</u>

Contributions

The employer is required to contribute amounts at least equal to the actuarially determined rate, as established by the MERS Retirement Board. The actuarially determined rate is the estimated amount necessary to finance the cost of benefits earned by employees during the year, with an additional amount to finance any unfunded accrued liability. The employer may establish contribution rates to be paid by its covered employees.

Employer contributions were 8.00% of covered payroll based on annual payroll for the open division with the employees contributing an additional 3.60%.

Net Pension Liability

The net pension liability reported at June 30, 2021 was determined using a measure of the total pension liability and the pension net position as of December 31, 2020. The December 31, 2020 total pension liability was determined by an actuarial valuation performed as of that date.

City of New Buffalo

Notes to the Financial Statements

Actuarial Assumptions

The total pension liability in the December 31, 2020 annual actuarial valuation was determined using the following actuarial assumptions, applied to all periods included in the measurement:

Inflation	2.50%
Salary Increases	3.00%, in the long-term
Investment Rate of Return	7.35%, net of investment and administrative expense including inflation

Although no specific price inflation assumptions are needed for the valuation, the 3.75% long-term wage inflation assumption would be consistent with a price inflation of 3%-4%. Mortality rates used were based on the RP-2019 Group Annuity Mortality Table of a 50% Male and 50% Female blend. The actuarial assumptions used in valuation were based on the results of the most recent actuarial experience study of 2013-2018.

The long-term expected rate of return on pension plan investments was determined using a model method in which the best-estimate ranges of expected future real rates of return (expected returns, net of investment and administrative expenses and inflation) are developed for each major asset class. These ranges are combined to produce the long-term expected rate of return by weighting the expected future real rates of return by the target asset allocation percentage and by adding expected inflation. The target allocation and best estimates of arithmetic real rates of return for each major asset class are summarized in the following table:

Asset Class	Target Allocation	Long-term Expected Real Rate of Return
Global Equity	60.00%	5.25%
Global Fixed Income	20.00%	1.25%
Private Investments	20.00%	7.25%
Total	100.00%	

Discount Rate

The discount rate used to measure the total pension liability in the current year and prior year was 7.60%. The projection of cash flows used to determine the discount rate assumes that employer and employee contributions will be made at the rates agreed upon for employees and the actuarially determined rates for employers. Based on these assumptions, the pension plan's fiduciary net position was projected to be available to pay all projected future benefit payments of current active and inactive employees. Therefore, the long-term expected rate of return on pension plan investments was applied to all periods of projected benefit payments to determine the total pension liability.

City of New Buffalo

Notes to the Financial Statements

Changes in Net Pension Liability

Changes in the net pension liability during the measurement year were as follows:

	Increase (Decrease)		
	Total Pension Liability	Plan Net Position	Net Pension Liability
Balance at December 31, 2019	\$ 2,716,042	\$ 2,448,597	\$ 267,445
<i>Changes for the Year:</i>			
Service Cost	85,936	-	85,936
Interest on Total Pension Liability	205,397	-	205,397
Differences Between Expected and Actual Experience	12,680	-	12,680
Changes of Assumptions	(19,398)	-	(19,398)
Employer Contributions	-	104,232	(104,232)
Employee Contributions	-	46,905	(46,905)
Net Investment Income	-	325,585	(325,585)
Benefit Payments, Including Refunds	(112,833)	(112,833)	-
Administrative Expenses	-	(5,014)	5,014
<i>Net Changes</i>	<u>171,782</u>	<u>358,875</u>	<u>(187,093)</u>
Balance at December 31, 2020	<u>\$ 2,887,824</u>	<u>\$ 2,807,472</u>	<u>\$ 80,352</u>
	Allocated to:		
	Governmental Activities	\$	64,683
	Business-type Activities		15,669
	Total	\$	80,352

Sensitivity of the Net Pension Liability to Changes in the Discount Rate

The following presents the net pension liability of the City, calculated using the discount rate of 7.60%, as well as what the City's net pension liability would be if it were calculated using a discount rate that is one percentage point lower (6.60%) or one percentage point higher (8.60%) than the current rate:

	1% Decrease (6.60%)	Current Discount Rate (7.60%)	1% Increase (8.60%)
Net Pension Liability (Asset) of the City	<u>\$ 441,510</u>	<u>\$ 80,352</u>	<u>\$ (217,913)</u>

City of New Buffalo

Notes to the Financial Statements

Pension Expense and Deferred Outflows/Inflows of Resources Related to Pensions

For the year ended June 30, 2021, the City recognized pension expense of \$(39,489). At June 30, 2021, the City reported deferred outflows of resources and deferred inflows of resources related to pensions from the following sources:

Source	Deferred Outflows of Resources	Deferred Inflows of Resources
Net Differences Between Projected and Actual Earnings on Pension Plan Investments	\$ -	\$ 103,409
Differences Between Expected and Actual Experience	9,510	90,721
Changes of Assumptions	39,502	14,549
Employer Contributions to the Plan Subsequent to the Measurement Date*	48,531	-
Total	\$ 97,543	\$ 208,679
Allocated to:		
Governmental Activities	\$ 78,522	\$ 167,986
Business-type Activities	19,021	40,693
Total	\$ 97,543	\$ 208,679

* The amount reported as deferred outflows of resources resulting from contributions subsequent to the measurement date will be recognized as a reduction in the net pension liability for the year ending June 30, 2022.

Amounts reported as deferred outflows/inflows of resources related to pensions will be recognized in pension expense as follows:

Years Ending June 30,	Amount
2022	\$ (90,268)
2023	13,784
2024	(55,538)
2025	(27,645)

Significant Changes to the Pension Valuation

At the February 27, 2020, board meeting, the MERS Retirement Board adopted demographic assumptions effective with the December 31, 2020, annual actuarial valuation, which will impact contributions beginning in 2022. A 5-year experience study analyzing historical experience from 2013 through 2018 was completed in February 2020. In addition to changes to the economic assumptions which took effect with the fiscal year 2021 contribution rates, the experience study recommended updated demographic assumptions, including adjustments to the following actuarial assumptions: mortality, retirement, disability, and termination rates. Changes to the demographic assumptions resulting from the experience study have been approved by the MERS Retirement

City of New Buffalo

Notes to the Financial Statements

Board and are effective beginning with the December 31, 2020, actuarial valuation, first impacting 2022 contributions.

Note 8 - Joint Ventures

New Buffalo Library Joint Building Authority

The City is a member of the New Buffalo Library Joint Building Authority, which provides for the operating and maintaining of a library building to the residents of the City of New Buffalo and New Buffalo Township. The City is allowing the Library to use the City's full faith and credit for the bond issue and the approved millage will be used to repay the obligation. The City will not have a financial obligation to the Authority.

Pine Grove Cemetery

The City is a member of the Pine Grove Cemetery, which provides services to residents of the City of New Buffalo and New Buffalo Township. The participating communities provide annual funding for the operations of the cemetery. The City contributed \$30,500 for its portion. Completed financial statements for the Pine Grove Cemetery can be obtained from the City clerk's office.

Galien River Sanitary District

The City is a participant with Chikaming Township, Lake Township, New Buffalo Township, and the City of Bridgman, in a joint venture to provide sanitary treatment and collection facilities for the residents of those communities. The Galien River Sanitary District (GRSD) pro-rata percentages of ownership are as follows:

City of New Buffalo	21.6%
Chikaming Township	28.6%
New Buffalo Township	16.6%
Lake Charter Township	16.6%
City of Bridgman	16.6%

The GRSD is governed by a six-member Board of Trustees, one member selected by the governing body of each constituent municipality (for a total of five members), and one member is selected by the other five members. The term of office is six years. The at-large member serves as Chairperson of the Board. The contracting parties provide annual funding to meet debt service requirements on bonds issued to pay for plant construction.

On September 23, 2003, the GRSD issued an \$8.1 million General Obligation Limited Tax Bond for the design, acquisition, construction, and equipping improvements for expansion of the plant. As the bonds were issued by the GRSD, the City has recorded a bond payable in the amount of \$1,567,639 for their pro-rata portion of these bonds. The GRSD bills the City for their portion of principal and interest on the bonds as those payments become due. On May 22, 2013, the GRSD

City of New Buffalo

Notes to the Financial Statements

refinanced the General Obligation Limited Tax Bond in the amount of \$5,900,000. The City has recorded a new bond payable in the amount of \$1,143,420 for their pro-rata portion of the refinanced bonds. The bond payable balance as of June 30, 2021 is \$667,641.

On February 1, 2007, the GRSD issued a \$1.8 million General Obligation Limited Tax Bond for plant improvements. The GRSD will pay the principal of and interest on such bonds from revenue of the GRSD. If these revenues are insufficient or unavailable for such payment, then each local unit shall pay 20% of each payment. On December 6, 2016, the GRSD refinanced the General Obligation Limited Tax Bond in the amount of \$1,185,000

The City's share of the operating results of the District are reported in the City's Sewer fund (an enterprise fund). The City's investment share in the District was \$3,636,219 at December 31, 2020 (the District's year-end). Completed financial statements for the GRSD can be obtained from the City clerk's office.

City of New Buffalo

Notes to the Financial Statements

Note 9 - Fund Balances - Governmental Funds

The City reports fund balance in governmental funds based on the provisions of GASB Statement No. 54, *Fund Balance Reporting and Governmental Fund Type Definitions*. GASB 54 establishes fund balance classifications that comprise a hierarchy based primarily on the extent to which a government is bound to observe constraints imposed upon the use of the resources reported in governmental funds.

Detailed information on fund balances of governmental funds is as follows:

	General	Park	Other Governmental Funds	Total Governmental Funds
Nonspendable				
Prepays	\$ 99,034	\$ 9,383	\$ -	\$ 108,417
Total Nonspendable	<u>99,034</u>	<u>9,383</u>	<u>-</u>	<u>108,417</u>
Restricted for:				
Ambulance	31,813	-	-	31,813
Streets and Highways	-	-	782,177	782,177
Debt Service	-	-	3,115	3,115
City Projects	-	-	870,711	870,711
Public Safety	-	-	2,115	2,115
Total Restricted	<u>31,813</u>	<u>-</u>	<u>1,658,118</u>	<u>1,689,931</u>
Assigned for:				
Subsequent Year's Budget	98,692	-	-	98,692
Parks	-	275,298	-	275,298
Dredge	-	-	466,808	466,808
Capital Projects	-	-	153,369	153,369
Total Assigned	<u>98,692</u>	<u>275,298</u>	<u>620,177</u>	<u>994,167</u>
Unassigned	<u>2,270,800</u>	<u>-</u>	<u>-</u>	<u>2,270,800</u>
Total Fund Balances - Governmental Funds	<u>\$ 2,500,339</u>	<u>\$ 284,681</u>	<u>\$ 2,278,295</u>	<u>\$ 5,063,315</u>

Note 10 - Subsequent Events

On March 11, 2020, the World Health Organization declared the outbreak of a respiratory disease caused by a new coronavirus a pandemic. First identified in late 2019 and now known as COVID-19, the outbreak has impacted millions of individuals in the United States and worldwide. In response, the United States federal government and individual state and local governments have implemented measures to combat the outbreak that have impacted business operations. During the

City of New Buffalo

Notes to the Financial Statements

2020-2021 fiscal year, the City's operations were significantly impacted, as shelter-in-place orders and government mandates impacted census volumes. The City has moved to mitigate the impact by managing the workforce, actively managing cash balances, and implementing other cost reduction measures.

During July 2021 the Council approved an MDNR Waterways grant in the amount of \$689,481, a United States Department of Agriculture Rural Business Development grant of \$47,900, and a street resurfacing project for \$201,064.

Note 11 - New Accounting Pronouncement Adopted

The City adopted the provisions of **GASB Statement No. 84, *Fiduciary Activities***, in the current year. As a result of this change, the current tax collection agency fund was converted into a custodial fund. In addition, the custodial fund now shows activity that occurred throughout the year.

Required Supplementary Information

City of New Buffalo
Schedule of Revenues, Expenditures, and Changes in Fund Balance-Budget and Actual
General Fund
For the Year Ended June 30, 2021

	Budgeted Amounts			Variance Positive (Negative) Final to Actual
	Original	Final	Actual	
Revenues				
Taxes	\$ 2,603,055	\$ 2,603,055	\$ 2,608,825	\$ 5,770
Licenses and Permits	62,000	62,000	125,760	63,760
Federal Revenues	--	--	82,655	82,655
State Revenues	130,095	130,095	233,641	103,546
Charges for Services	369,954	369,954	409,482	39,528
Fines, Fees, and Forfeits	500	500	87	(413)
Interest and Rents	7,000	7,000	2,011	(4,989)
Other Revenue	93,841	93,841	169,510	75,669
Total Revenues	3,266,445	3,266,445	3,631,971	365,526
Expenditures				
General Government				
Legislative	14,665	14,665	11,700	2,965
Executive	77,708	81,808	67,615	14,193
Clerk	153,296	160,296	131,644	28,652
Board of Review	2,000	2,000	1,279	721
Treasurer	127,820	147,055	145,274	1,781
Assessor	28,585	50,085	31,038	19,047
Elections	11,690	13,990	12,097	1,893
Attorney	65,000	65,000	42,592	22,408
Cemetery	30,000	30,000	30,000	--
General Government	286,170	295,170	286,543	8,627
Total General Government	796,934	860,069	759,782	100,287
Public Safety				
Police	1,043,720	1,043,720	991,841	51,879
Fire	147,756	197,386	146,372	51,014
Inspection Services	141,400	167,915	172,814	(4,899)
Total Public Safety	1,332,876	1,409,021	1,311,027	97,994
Public Works				
Street Operating	365,226	430,226	352,366	77,860
Street Lighting	37,000	37,000	21,988	15,012
Solid Waste Collection	272,256	272,256	254,112	18,144
Total Public Works	674,482	739,482	628,466	111,016
Health and Welfare				
Ambulance Service	110,817	110,817	109,238	1,579
Community and Economic Development				
Planning Commission	4,600	4,600	1,229	3,371
Zoning Board of Appeals	900	12,200	4,929	7,271
Total Community and Economic Development	5,500	16,800	6,158	10,642
Other Functions	65,800	65,800	45,781	20,019
Total Expenditures	2,986,409	3,201,989	2,860,452	341,537
Other Financing Uses				
Transfers Out	232,543	257,543	257,543	--
Total Expenditures and Other Financing Uses	3,218,952	3,459,532	3,117,995	341,537
Excess (Deficiency) of Revenues Over Expenditures and Other Uses	47,493	(193,087)	513,976	707,063
Net Change in Fund Balance	47,493	(193,087)	513,976	707,063
Fund Balance at Beginning of Period	1,986,363	1,986,363	1,986,363	--
Fund Balance at End of Period	\$ 2,033,856	\$ 1,793,276	\$ 2,500,339	\$ 707,063

City of New Buffalo
Schedule of Revenues, Expenditures, and Changes in Fund Balance-Budget and Actual
Park
For the Year Ended June 30, 2021

	Budgeted Amounts			Variance Positive (Negative) Final to Actual
	Original	Final	Actual	
Revenues				
Federal Revenues	\$ --	\$ --	\$ 2,000	\$ 2,000
Charges for Services	400,200	400,200	421,649	21,449
Interest and Rents	1,100	1,100	637	(463)
Other Revenue	--	--	175	175
<i>Total Revenues</i>	<u>401,300</u>	<u>401,300</u>	<u>424,461</u>	<u>23,161</u>
Other Financing Sources				
Transfers In	75,000	75,000	75,000	--
<i>Total Revenues and Other Financing Sources</i>	<u>476,300</u>	<u>476,300</u>	<u>499,461</u>	<u>23,161</u>
Expenditures				
Park	547,211	567,211	470,298	96,913
<i>Total Expenditures</i>	<u>547,211</u>	<u>567,211</u>	<u>470,298</u>	<u>96,913</u>
<i>Excess (Deficiency) of Revenues and Other Sources Over Expenditures</i>	<u>(70,911)</u>	<u>(90,911)</u>	<u>29,163</u>	<u>120,074</u>
<i>Net Change in Fund Balance</i>	<u>(70,911)</u>	<u>(90,911)</u>	<u>29,163</u>	<u>120,074</u>
<i>Fund Balance at Beginning of Period</i>	<u>255,518</u>	<u>255,518</u>	<u>255,518</u>	<u>--</u>
<i>Fund Balance at End of Period</i>	<u>\$ 184,607</u>	<u>\$ 164,607</u>	<u>\$ 284,681</u>	<u>\$ 120,074</u>

City of New Buffalo
Required Supplementary Information
Schedule of Changes in Net Pension Liability and Related Ratios
Last Seven Calendar Years (Built Prospectively Upon Implementation of GASB68)

	2020	2019	2018	2017	2016	2015	2014
Total Pension Liability							
Service Cost	\$ 85,936	\$ 76,571	\$ 73,622	\$ 78,293	\$ 74,071	\$ 69,133	\$ 64,147
Interest on Total Pension Liability	205,397	197,919	202,553	202,993	200,816	182,416	169,562
Differences Between Expected and Actual Experience	12,680	(15,708)	(209,895)	(151,970)	(131,420)	22,734	-
Changes of Assumptions	(19,398)	79,003	-	-	-	114,029	-
Benefit Payments, Including Refunds	(112,833)	(114,892)	(130,936)	(134,024)	(102,691)	(80,683)	(80,111)
Other Changes	-	-	(2,770)	-	-	-	-
Net Change in Pension Liability	171,782	222,893	(67,426)	(4,708)	40,776	307,629	153,598
<i>Total Pension Liability - Beginning</i>	2,716,042	2,493,149	2,560,575	2,565,283	2,524,507	2,216,878	2,063,280
Total Pension Liability - Ending (a)	\$ 2,887,824	\$ 2,716,042	\$ 2,493,149	\$ 2,560,575	\$ 2,565,283	\$ 2,524,507	\$ 2,216,878
Plan Fiduciary Net Position							
Contributions - Employer	\$ 104,232	\$ 91,208	\$ 97,724	\$ 93,598	\$ 84,229	\$ 78,194	\$ 74,510
Contributions - Employee	46,905	41,044	43,979	42,123	40,781	40,484	38,669
Net Investment Income (Loss)	325,585	294,324	(89,258)	262,995	201,374	(26,973)	102,489
Benefit Payments, Including Refunds	(112,833)	(114,892)	(130,936)	(134,024)	(102,691)	(80,683)	(80,111)
Administrative Expenses	(5,014)	(5,074)	(4,366)	(4,159)	(3,973)	(3,876)	(3,787)
Net Change in Plan Fiduciary Net Position	358,875	306,610	(82,857)	260,533	219,720	7,146	131,770
<i>Plan Fiduciary Net Position - Beginning</i>	2,448,597	2,141,987	2,224,844	1,964,311	1,744,591	1,737,445	1,605,675
Plan Fiduciary Net Position - Ending (b)	\$ 2,807,472	\$ 2,448,597	\$ 2,141,987	\$ 2,224,844	\$ 1,964,311	\$ 1,744,591	\$ 1,737,445
Net Pension Liability - Ending (a) - (b)	\$ 80,352	\$ 267,445	\$ 351,162	\$ 335,731	\$ 600,972	\$ 779,916	\$ 479,433
Plan Fiduciary Net Position as a Percentage of Total Pension Liability	97 22%	90 15%	85 91%	86 89%	76 57%	69 11%	78 37%
Covered Payroll	\$ 1,234,709	\$ 1,108,120	\$ 1,068,529	\$ 1,144,636	\$ 1,081,327	\$ 1,075,161	\$ 997,614
Net Pension Liability as a Percentage of Covered Payroll	6 51%	24 14%	32 86%	29 33%	55 58%	72 54%	48 06%

City of New Buffalo
Required Supplementary Information
Schedule of Contributions
Last Seven Fiscal Years (Built Prospectively Upon Implementation of GASB68)

	2021	2020	2019	2018	2017	2016	2015
Actuarially Determined Contribution	\$ 104,058	\$ 94,909	\$ 97,724	\$ 93,598	\$ 84,229	\$ 78,195	\$ 74,510
Contributions in Relation to the Actuarially Determined Contribution	104,058	94,909	97,724	93,598	84,229	78,195	74,510
Contribution Deficiency (Excess)	\$ -	\$ -	\$ -	\$ -	\$ -	\$ -	\$ -
Covered Payroll	\$ 1,300,723	\$ 1,186,357	\$ 1,068,529	\$ 1,144,636	\$ 1,081,327	\$ 1,075,161	\$ 997,614
Contributions as a Percentage of Covered Payroll	8.00%	8.00%	9.15%	8.18%	7.79%	7.27%	7.47%

Notes

Valuation Date

Actuarially determined contribution amounts are calculated as of December 31 each year, which is 18 months prior to the beginning of the fiscal year in which the contributions are required.

Methods and Assumptions Used to Determine Contribution Rates

Actuarial Cost Method	Entry-age Normal
Amortization Method	Level Percentage of Payroll, Open
Remaining Amortization Period	18 Years
Asset Valuation Method	5 Years; Smoothed
Inflation	2.50%
Salary Increases	3.00% in the Long-Term
Investment Rate of Return	7.35%, Net of Investment Expense, including Inflation
Retirement Age	Experience-Based Tables of Rates that are Specific to the Type of Eligibility Condition
Mortality	Rates Used were Based on the RP-2019 Group Annuity Mortality Table of a 50% Male and 50% Female Blend

Combining and Individual Fund Statements and Schedules

City of New Buffalo
Combining Balance Sheet
Nonmajor Governmental Funds
June 30, 2021

	Special Revenue				
	Casino	Major Streets	Local Streets	Park Improvement	Dredge
ASSETS					
Cash and Investments	\$ 653,975	\$ 365,996	\$ 343,871	\$ 156,616	\$ 439,737
Accounts Receivable	--	--	--	--	27,071
Due from Other Governmental Units	--	37,588	19,015	--	--
Due from Other Funds	--	--	22,677	--	--
Total Assets	\$ 653,975	\$ 403,584	\$ 385,563	\$ 156,616	\$ 466,808
LIABILITIES					
Accounts Payable	\$ --	\$ 625	\$ 125	\$ --	\$ --
Accrued Liabilities	--	4,064	2,156	--	--
Total Liabilities	--	4,689	2,281	--	--
FUND BALANCE					
Restricted	653,975	398,895	383,282	156,616	--
Assigned	--	--	--	--	466,808
Unassigned	--	--	--	--	--
Total Fund Balance	653,975	398,895	383,282	156,616	466,808
Total Liabilities and Fund Balance	\$ 653,975	\$ 403,584	\$ 385,563	\$ 156,616	\$ 466,808

**City of New Buffalo
Combining Balance Sheet
Nonmajor Governmental Funds
June 30, 2021**

	Special Revenue		Debt Service	Capital Projects		Total Nonmajor Governmental Funds
	Drug Law Enforcement	Criminal Justice Training	Debt Service	Equipment Purchase	Capital Improvement Construction	
ASSETS						
Cash and Investments	\$ 121	\$ 1,994	\$ 3,115	\$ 202,677	\$ 65,170	\$ 2,233,272
Accounts Receivable	--	--	--	--	--	27,071
Due from Other Governmental Units	--	--	--	--	--	56,603
Due from Other Funds	--	--	--	--	--	22,677
Total Assets	\$ 121	\$ 1,994	\$ 3,115	\$ 202,677	\$ 65,170	\$ 2,339,623
LIABILITIES						
Accounts Payable	\$ --	\$ --	\$ --	\$ 49,308	\$ 5,050	\$ 55,108
Accrued Liabilities	--	--	--	--	--	6,220
Total Liabilities	--	--	--	49,308	5,050	61,328
FUND BALANCE						
Restricted	121	1,994	3,115	--	60,120	1,658,118
Assigned	--	--	--	153,369	--	620,177
Unassigned	--	--	--	--	--	--
Total Fund Balance	121	1,994	3,115	153,369	60,120	2,278,295
Total Liabilities and Fund Balance	\$ 121	\$ 1,994	\$ 3,115	\$ 202,677	\$ 65,170	\$ 2,339,623

City of New Buffalo
Combining Statement of Revenues, Expenditures, and Changes in Fund Balance
Nonmajor Governmental Funds
For the Year Ended June 30, 2021

	Special Revenue				
	Casino	Major Streets	Local Streets	Park Improvement	Dredge
Revenues					
Taxes	\$ --	\$ --	\$ --	\$ 112,034	\$ --
State Revenues	--	229,563	127,693	--	--
Contributions from Local Units	220,880	--	--	--	--
Interest and Rents	--	173	162	34	204
Other Revenues	51,000	--	--	--	28,116
Total Revenues	271,880	229,736	127,855	112,068	28,320
Expenditures					
Public Safety	--	--	--	--	--
Public Works	--	150,018	55,504	--	--
Recreation and Culture	69,153	--	--	82,350	--
Capital Outlay	--	--	--	--	--
Debt Service - Principal	--	--	--	--	--
Debt Service - Interest	--	--	--	--	--
Total Expenditures	69,153	150,018	55,504	82,350	--
Excess of Revenues Over (Under) Expenditures	202,727	79,718	72,351	29,718	28,320
Other Financing Sources (Uses)					
Issuance of Capital Lease	--	--	--	--	--
Transfers In	--	--	--	--	36,288
Transfers Out	(40,000)	--	--	(36,288)	--
Net Other Financing Sources (Uses)	(40,000)	--	--	(36,288)	36,288
Net Change in Fund Balance	162,727	79,718	72,351	(6,570)	64,608
Fund Balance at Beginning of Period	491,248	319,177	310,931	163,186	402,200
Fund Balance at End of Period	\$ 653,975	\$ 398,895	\$ 383,282	\$ 156,616	\$ 466,808

City of New Buffalo
Combining Statement of Revenues, Expenditures, and Changes in Fund Balance
Nonmajor Governmental Funds
For the Year Ended June 30, 2021

	<u>Special Revenue</u>		<u>Debt Service</u>	<u>Capital Projects</u>		<u>Total Nonmajor</u>
	<u>Drug Law Enforcement</u>	<u>Criminal Justice Training</u>	<u>Debt Service</u>	<u>Equipment Purchase</u>	<u>Capital Improvement Construction</u>	<u>Governmental Funds</u>
Revenues						
Taxes	\$ --	\$ --	\$ --	\$ --	\$ --	\$ 112,034
State Revenues	--	892	--	--	--	358,148
Contributions from Local Units	--	--	--	--	--	220,880
Interest and Rents	--	--	75	36	44	728
Other Revenues	--	--	--	30,441	--	109,557
Total Revenues	<u>--</u>	<u>892</u>	<u>75</u>	<u>30,477</u>	<u>44</u>	<u>801,347</u>
Expenditures						
Public Safety	--	155	--	--	--	155
Public Works	--	--	--	--	46,220	251,742
Recreation and Culture	--	--	--	--	--	151,503
Capital Outlay	--	--	--	76,394	--	76,394
Debt Service - Principal	--	--	240,000	56,463	--	296,463
Debt Service - Interest	--	--	99,300	7,707	--	107,007
Total Expenditures	<u>--</u>	<u>155</u>	<u>339,300</u>	<u>140,564</u>	<u>46,220</u>	<u>883,264</u>
Excess of Revenues Over (Under) Expenditures	<u>--</u>	<u>737</u>	<u>(339,225)</u>	<u>(110,087)</u>	<u>(46,176)</u>	<u>(81,917)</u>
Other Financing Sources (Uses)						
Issuance of Capital Lease	--	--	--	26,439	--	26,439
Transfers In	--	--	339,300	70,000	--	445,588
Transfers Out	--	--	--	--	--	(76,288)
Net Other Financing Sources (Uses)	<u>--</u>	<u>--</u>	<u>339,300</u>	<u>96,439</u>	<u>--</u>	<u>395,739</u>
Net Change in Fund Balance	<u>--</u>	<u>737</u>	<u>75</u>	<u>(13,648)</u>	<u>(46,176)</u>	<u>313,822</u>
Fund Balance at Beginning of Period	<u>121</u>	<u>1,257</u>	<u>3,040</u>	<u>167,017</u>	<u>106,296</u>	<u>1,964,473</u>
Fund Balance at End of Period	<u>\$ 121</u>	<u>\$ 1,994</u>	<u>\$ 3,115</u>	<u>\$ 153,369</u>	<u>\$ 60,120</u>	<u>\$ 2,278,295</u>

November 29, 2021

To the Honorable Mayor and Members of the City Council
City of New Buffalo, Michigan

We have audited the accompanying financial statements of the governmental activities, the business-type activities, the discretely presented component unit, each major fund, and the aggregate remaining fund information of the City of New Buffalo, Michigan (the "City") for the year ended June 30, 2021. Professional standards require that we provide you with information about our responsibilities under generally accepted auditing standards, as well as certain information related to the planned scope and timing of our audit. We have communicated such information in our letter to you dated July 20, 2021. Professional standards also require that we communicate to you the following information related to our audit.

Significant Audit Findings

Qualitative Aspects of Accounting Practices

Management is responsible for the selection and use of appropriate accounting policies. The significant accounting policies used by the City are described in Note 1 to the financial statements. There were no new accounting policies adopted and, except as stated in Note 11 to the financial statements, the application of existing policies was not changed during the fiscal year ended June 30, 2021. We noted no transactions entered into by the City during the year for which there is a lack of authoritative guidance or consensus. All significant transactions have been recognized in the financial statements in the proper period.

Accounting estimates are an integral part of the financial statements prepared by management and are based on management's knowledge and experience about past and current events and assumptions about future events. Certain accounting estimates are particularly sensitive because of their significance to the financial statements and because of the possibility that future events affecting them may differ significantly from those expected. The most sensitive estimates affecting the City's financial statements were:

- Management's estimate of the useful lives of depreciable capital assets is based on the length of time it is believed that those assets will provide some economic benefit in the future.
- Management's estimate of the accrued compensated absences is based on current hourly rates and policies regarding payment of sick and vacation banks.
- The assumptions used in the actuarial valuations of the pension benefit plan are based on historical trends and industry standards.

The financial statement disclosures are neutral, consistent, and clear.

Difficulties Encountered in Performing the Audit

We encountered no significant difficulties in dealing with management in performing and completing our audit.

Corrected and Uncorrected Misstatements

Professional standards require us to accumulate all known and likely misstatements identified during the audit, other than those that are clearly trivial, and communicate them to the appropriate level of management. Management has corrected all such misstatements. In addition, none of the misstatements detected as a result of audit procedures and corrected by management were material, either individually or in the aggregate, to each opinion unit's financial statements taken as a whole.

Disagreements with Management

For purposes of this letter, a disagreement with management is a financial accounting, reporting, or auditing matter, whether or not resolved to our satisfaction, that could be significant to the financial statements or the auditor's report. We are pleased to report that no such disagreements arose during the course of our audit.

Management Representations

We have requested certain representations from management that are included in the management representation letter dated November 29, 2021.

Management Consultations with Other Independent Accountants

In some cases, management may decide to consult with other accountants about auditing and accounting matters, similar to obtaining a "second opinion" on certain situations. If a consultation involves application of an accounting principle to the City's financial statements or a determination of the type of auditor's opinion that may be expressed on those statements, our professional standards require the consulting accountant to check with us to determine that the consultant has all the relevant facts. To our knowledge, there were no such consultations with other accountants.

Other Audit Findings or Issues

We generally discuss a variety of matters, including the application of accounting principles and auditing standards, with management each year prior to retention as the City's auditors. However, these discussions occurred in the normal course of our professional relationship and our responses were not a condition to our retention.

Other Matters

We applied certain limited procedures to the management's discussion and analysis, budgetary comparison schedules, and pension schedules, which are required supplementary information (RSI) that supplements the basic financial statements. Our procedures consisted of inquiries of

management regarding the methods of preparing the information and comparing the information for consistency with management's responses to our inquiries, the basic financial statements, and other knowledge we obtained during our audit of the basic financial statements. We did not audit the RSI and do not express an opinion or provide any assurance on the RSI.

We were engaged to report on the combining and individual fund financial statements, which accompany the financial statements but are not RSI. With respect to this supplementary information, we made certain inquiries of management and evaluated the form, content, and methods of preparing the information to determine that the information complies with accounting principles generally accepted in the United States of America, the method of preparing it has not changed from the prior period, and the information is appropriate and complete in relation to our audit of the financial statements. We compared and reconciled the supplementary information to the underlying accounting records used to prepare the financial statements or to the financial statements themselves.

Restriction on Use

This information is intended solely for the use of the City Council and management of the City of New Buffalo and is not intended to be, and should not be, used by anyone other than these specified parties.

Very truly yours,

Gabridge & Company, PLC
Grand Rapids, MI



TO: Mayor Humphrey and the New Buffalo City Council

FROM: Darwin Watson, City Manager

DATE: December 20, 2021

RE: Fiscal Year 2022 Amendments

ITEM BEFORE THE COUNCIL:

Amendments to the City of New Buffalo 2022 Fiscal Year budget

DISCUSSION:

Budget amendments are necessary to comply with the State of Michigan Uniform Budgeting and Accounting Act. The amendment process is important to help ensure expenditures made during the fiscal year are supported by the budgets created during the working budget cycle. Failure to amend the budget to meet changing circumstances can lead to an over expenditure of funds.

In May 2021, the New Buffalo City Council approved the budget for Fiscal Year 2022 (July 1, 2021-June 30, 2022). Upon review of the current budget, the activities within the city's General Fund, Harbor Operations Fund, Water and Sewer Funds have differed from the adopted fiscal year's budget, due to a number of activities (see attached documentation).

RECOMMENDATION:

That the New Buffalo City Council approve the recommended amendments to the 2022 City of New Buffalo Fiscal Year budget.

FYE 2021-22 Budget Amendments #1

Revenues:

GL#	Fund	Account	Original Budget	Amended Budget	Net	Explanation
			\$ -	\$ -		
				Net Revenue	\$0	

Expenditures:

GL#	Fund	Account	Original Budget	Amended Budget	Net	Explanation
101-101-900	General	Legislative--Printing & Publishing	\$600.00	\$1,200.00	\$600	Increased amount of meeting notices
101-257-818	General	Assessor-Professional & Contractual	\$24,960	\$40,935	\$15,975	Balance to be paid for commercial re-assessment carried over from last fiscal year
101-265-946.3	General	Engineering	\$20,000	\$67,900	\$47,900	Preliminary engineering (\$47,900) for Shoreline Protection program approved by council
			Total General Fund:		\$64,475	
590-537-801.2	Sewer	Professional & Contractual	\$3,000	\$17,750	\$14,750	Water & Sewer utility rate study cost
591-536-801.2	Water	Professional & Contractual	\$30,000	\$44,750	\$14,750	Water & Sewer utility rate study cost
594-597-801.2	Harbor Operations	Professional & Contractual	\$3,000	\$25,000	\$22,000	Marina rebuild balance moved into current fiscal year
594-597-900	Harbor Operations	Printing & Publishing	\$0	\$1,500	\$1,500	Printing costs new to budget
594-597-930.4	Harbor Operations	Grounds Repair & Maintenance	\$5,500.00	\$8,500.00	\$3,000	Increase in repair costs; removed pedestals, pilings at marina to date
				Total Harbor Operations Fund:	\$26,500	



CITY OF NEW BUFFALO RESOLUTION 21.26
Authorizing Budget Adjustments

WHEREAS, the 2021-2022 Budget Amendments are hereby presented to City Council;
and

WHEREAS, in order to ensure all budgeted fund and activities for the 2021-2022
budgets are within budget parameters; and

WHEREAS, the City of New Buffalo Treasurer is authorized to make the necessary
adjustments to complete this action; and

BE IT RESOLVED, the following attached budget recommendations are authorized for
adjustment and shall reflect in the 2021-2022 adopted budgets;

DATED: December 20, 2021

YEAS:

NAYS:

ABSENT:

ABSTAIN:

RESOLUTION DECLARED: ADOPTED

Ann M. Fidler, City Clerk

CERTIFICATION

I, Ann M. Fidler, duly appointed City Clerk of the City of New Buffalo, do hereby certify
that the above is a true and correct copy of a resolution adopted by the City Council of
the City of New Buffalo, Michigan, on this 20th day of December, 2021.

Ann M. Fidler, City Clerk



TO: Mayor Humphrey and the New Buffalo City Council

FROM: Darwin Watson, City Manager

DATE: December 20, 2021

RE: Repair Work to Public Works Truck

ITEM BEFORE THE COUNCIL:

Approve repair work to Public Works Truck #102 by Duneland Custom Repair Center

DISCUSSION:

In November 2021 a problem was discovered with Public Works Truck #102. The truck was taken to Duneland Custom Repair Center where it was diagnosed and several issues were found to exist. Duneland Custom Repair Center performed the repair(s) in the amount of \$6,704.49 (see attached invoice).

Funds are available in the 2021-2022 approved fiscal year budget.

RECOMMENDATION:

That the New Buffalo City Council approves payment to Duneland Custom Repair Center in the amount of \$6,704.49.

Duneland Custom Repair Center

4811 East Hwy 12
Michigan City, IN 46360

Invoice

Date	Invoice #
11/22/2021	395

Bill To
CITY OF NEW BUFFALO

Ship To
PICK UP AT SHOP
RECEIVED
NOV 24 2021
CITY OF NEW BUFFALO

P.O. Number	Terms	Rep	Ship	Via	F.O.B.	Project
TRK # 102	10 DAYS		11/22/2021		PER; JOSH B.	

Quantity	Item Code	Description	Pric...	Amount
26.9	LABOR-HD	<p>HEAVY DUTY LABOR-INSTALL ENGINE SCANNER TO CHECK FOR ACTIVE FAULT CODES; FOUND MULTIPLE CODES FOR 'INACTIVE EGR RE-GEN SYSTEM AND ENGINE " LIMP MODE " . TRUCK LACKS POWER AND NO SPEED OVER 30 MPH AT TIMES.</p> <p>REPAIR MAJOR OIL LEAKS ON ENGINE.STRIP-OFF RIGHT SIDE OF ENGINE TO ACCESS ENGINE OIL FILTER HOUSING AND COOLER ASSM.REMOVE TURBO-CHARGERS AND EGR ASSEMBLY . CUT-OUT RUSTED/ROTTED TUBES & PIPES TO REPLACE.</p> <p>R & R ENGINE OIL COOLER ASM. REMOVE,REMOVE,SERVICE AND RE-SEAL ENGINE BREATHER ASSM. (HEAT TREAT " RUSTED " BOLTS TO REMOVE FROM ENGINE). REMOVE AND SERVICE EGR ASSEMBLY (PLUGGED WITH SOOT) REMOVE " RUSTED/ROTTED " COOLANT AND EGR TUBES. HEAT TREAT TURBO-CHARGER OIL TUBES TO REMOVE .(FROZE-UP AND RUSTED).</p> <p>DE-SCALE TURBO-CHARGERS INNER OIL DRAIN PORTS TO SAVE AND RE-USE.GRIND OUT " RUST " ON ENGINE BLOCK TO INSTALL NEW OIL COOLER AND FILTER HOUSING ASSEMBLY AND RE-SEAL TO BLOCK.MILL DOWN " RUST " ON EXHAUST MANIFOLD TO INSTALL NEW MOUNTING GASKETS AND RE-SEAL TURBO-CHARGERS.</p> <p>GRIND OUT ' RUST " FROM E-BRAKE / EGR HOUSING TO INSTALL NEW GASKETS AND CLAMPS. REMOVE AND CLEAN 7TH INJECTOR FOR EGR RE-GEN SYSTEM. REPAIR ENGINE BRAKE ASSM. " FROZE-UP "RUSTED SHUT.</p> <p>INSTALL ALL NEW COOLANT TUBES AND PIPES FOR EGR AND TURBO FEED AND DRAIN TUBES. ALL TUBES " RUSTED/ROTTED" SALT DAMAGE.</p> <p>(NOTE) ; I SPENT MANY HOURS ON EVERY PART THAT I COULD SAVE BY CLEANING/MILLING/GRINDING OUT RUST TO RE-SEAL THIS ENGINE SYSTEM.(HEAVY SALT DAMAGE) .</p> <p>TEST RUN TO CHECK FOR LEAKS-OK. CLEAN COWL ASSEMBLY OF PACKED DEBRI AND WIPER ASSM. CLEAN INNER AIR BOX TO HEATER CORE. CLEAN FILTER HOUSING. CHECK/INFLATE TIRES. CHARGE BATTERIES.</p> <p>NOTE; I FOUND ONE ISSUE THAT SHOULD BE ADDRESSED AT NEXT SERVICE. REMOVE AND PERFORM EGR VALVE CLEAN-OUT PROCEDURE.INSTALL NEW SEAL</p>	109.00	2,932.10

It's been a pleasure working with you!

Total

Duneland Custom Repair Center

4811 East Hwy 12
Michigan City, IN 46360

Invoice

Date	Invoice #
11/22/2021	395

Bill To
CITY OF NEW BUFFALO

Ship To
PICK UP AT SHOP RECEIVED NOV 24 2021 CITY OF NEW BUFFALO

P.O. Number	Terms	Rep	Ship	Via	F.O.B.	Project
TRK # 102	10 DAYS		11/22/2021		PER; JOSH B.	

Quantity	Item Code	Description	Pric...	Amount
		KIT.		
1	ECM SCAN	ECM COMPUTER SCAN/MONITOR, LOG AND CLEAR FAULT CODES.	65.00	65.00
1	765-3009	ULTRA BLACK H/D RTV ENGINE SEALER.	28.49	28.49T
1	765-2615	LUBE GUARD ENGINE ASSEMBLY GREASE.	16.71	16.71T
1	SHOP SUPPLIES	TOWELS,CLEANERS,SEALERS,ABRASIVE DISC.ASSEMBLY LUBE.NEVER-SEEZE LUBE. OXY/ACT GAS . (TORCH TIME)	36.95	36.95
1	GLOBAL	ANTI-FREEZE.PREM.BLEND 50/50	11.95	11.95T
1	ROT-T OIL	15 W- 40 H/D T-4 SYN. BLEND OIL	20.95	20.95T
1	3830500C3	TUBE,COOLANT ENGINE FILL ASSM.	223.64	223.64T
1	1883181C1	TURBO MTTG GASKET.OEM	24.36	24.36T
1	1889334C91	EGR COOLER SEAL KIT.OEM.INT	356.12	356.12T
4	1844447C1	SEALING RING. TUBE.OEM.	16.87	67.48T
2	3805267C2	EXHAUST SEAL CLAMP SS.TURBO OEM. INT. (SPECIAL ORDER . OEM OPTION ITEM)	74.62	149.24T
1	1888672C96	TUBE. ASSM. COOLANT RTN. OIL	185.61	185.61T
1	LF-17499	OIL FILTER. PREM. OEM.INT.	98.80	98.80T
1	7081861C91	COOLER.OIL ASSY. OEM.INT.	1431.39	1,431.39T
1	3900706C1	EXH. PIPE FLANGE GASKET.OEM.	24.88	24.88T
2	1885691C1	SEAL. O-RING . OEM.INT	4.11	8.22T
1	1889328C92	TURBO OIL LINE SEAL KIT.OEM	22.31	22.31T
2	7080336C1	TURBO OIL FEED FTTG. O-RING	13.78	27.56T
2	2015983C1	EXH. GASKET .PIPE. OEM.INT RESONATOR	39.96	79.92T
2	6117238C1	EXH. GASKET . E-BRAKE FLANGE.	26.88	53.76T
1	7080387C92	TUBE ASSY. OEM. INT.COOLANT EGR	164.56	164.56T
1	1886331C94	TUBE. ASSY COOLANT SUPPLY.OEM	163.78	163.78T
1	1880984C3	CRANKCASE FILTER HOUSING GASKET.OEM.INT	72.37	72.37T
1	3855500C92	PIPE FLUID HEATER RETURN ASSY.	168.72	168.72T
2	1875808C1	GASKET. HOUSING INLET.OEM.INT	17.42	34.84T
1	1885590C93	OIL SUPPLY TUBE ASM. OEM.INT	199.78	199.78T
1	SHIPPING	SHIPPING CHARGES. UPS CHARGES FOR OIL COOLER	35.00	35.00
		TRUCK # 102 ..MIL # 18942..HRS; 2310	0.00%	0.00

It's been a pleasure working with you!

Total

\$6,704.49



TO: Mayor Humphrey and the New Buffalo City Council

FROM: Darwin Watson, City Manager

DATE: December 20, 2021

RE: Easement for 317 North Whittaker

ITEM BEFORE THE COUNCIL:

Approval of an easement for 317 North Whittaker (11- 62-0340-0452-05-4)

DISCUSSION:

Abonmarche was contracted by the owner of the residence at 317 N. Whittaker Street to provide design services to address some seawall deficiencies and the renovation of the existing structure. During the field work, a discovery was made and it was determined that a portion of the home's deck and entry stairs are within the public right-of way (ROW). The area in the ROW serves as the main entry into the home. This is a condition which predates the current owner. The current owner requested Abonmarche work with the city towards a mutually acceptable resolution.

The proposed remedy for this matter is to obtain an easement from the City for the existing condition. The proposed easement would be 480 sq. ft. and includes the front stairs, deck and a buffer around the property. If the proposal is agreed by both parties, the owner agrees not to build within the easement beyond the existing footprint. In exchange for the requested easement, the owner will pay the city \$2,500, plus the owner agrees to pay any additional costs to create and file the necessary legal documents.

RECOMMENDATION:

That the New Buffalo City Council approves the granting of the easement for 317 North Whittaker Street (11- 62-0340-0452-05-4). Additionally, the city accepts the consideration for the easement in the amount of \$2,500 (owner will pay any additional costs to create and file the necessary legal documents).

MEMORANDUM

DATE: November 10, 2021

TO: Darwin Watson, City of New Buffalo

FROM: Tony McGhee

RE: Easement Request for 317 North Whittaker Street

Background

Abonmarche was contracted by the owner of the residence at 317 N. Whittaker Street to provide design services to address some seawall deficiencies and the renovation of the existing structure.

During the field work and due diligence portion of this work, it was discovered that a portion of the home's deck and entry stairs are within the adjacent public right-of way (ROW). This was an existing condition that predated the existing owner, Maxine Kroll. Once this condition was discovered, Ms. Kroll requested that we work with the City of New Buffalo to work towards a mutually agreeable resolution.

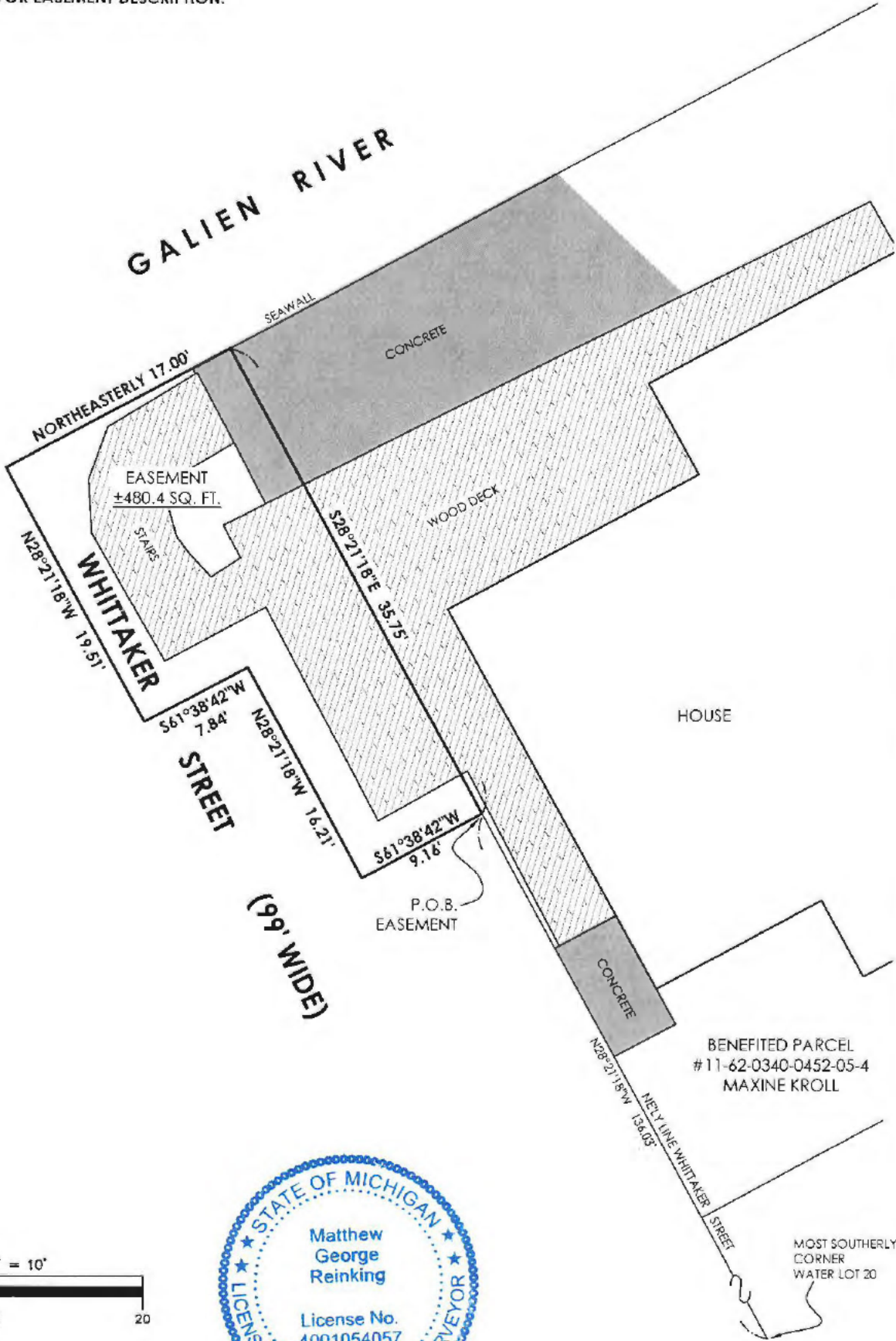
Proposed Resolution

As the area in the ROW serves as the main entry into the home, the desire is to obtain an easement from the City for the existing condition. Abonmarche land surveyors identified elements of the structure in the ROW and created the attached Easement Exhibit. The easement itself is for an area of 480 sq. ft. which includes the front stairs and deck as well as a few feet buffer around the structure for maintenance when necessary. If granted, Ms. Kroll agrees not to build within the easement beyond the existing footprint. In exchange for the requested easement, Ms. Kroll will pay the City \$2,500 as well as pay all of the costs to create and file the necessary legal documents. This ROW area currently ends at the Galien River and the granting of the proposed easement will not adversely impact the public access as approximately 40' of river access would remain between the requested easement and the bridge. In short, the requested easement simply acknowledges and addresses a situation that has existed for a number of years. Ms. Kroll will be happy to attend the City Council meeting when this request is considered.

If you have any questions or need additional information, please do not hesitate to contact me at 269.252.8980 or via email at tmcghee@abonmarche.com.

EASEMENT EXHIBIT

SEE SHEET 2 OF 2 FOR EASEMENT DESCRIPTION.



Matthew George Reinking
MATTHEW GEORGE REINKING
PROFESSIONAL SURVEYOR No. 4001054057

11/3/2021
DATE

PREPARED FOR:
MAXINE KROLL
CITY OF NEW BUFFALO

DRAWN BY: MGR
APPROVED BY: MAF
DATE: 11/01/2021
SCALE: 1" = 10'

WHITTAKER STREET
PLAT OF NEW BUFFALO
CITY OF NEW BUFFALO
SHEET 1 OF 2

95 West Main Street
Benton Harbor, MI. 49023
T 269.927.2295
F 269.927.1017
abonmarche.com

Battle Creek
Benton Harbor
Lafayette
South Bend
Goshen
Hobart
South Haven
Valparaiso

Engineering · Architecture · Land Surveying

EASEMENT EXHIBIT

THAT PART OF WHITTAKER STREET IN VILLAGE PLAT OF NEW BUFFALO, CITY OF NEW BUFFALO, BERRIEN COUNTY, MICHIGAN, ACCORDING TO THE PLAT THEREOF RECORDED IN LIBER C OF DEEDS, PAGE 105, BERRIEN COUNTY RECORDS DESCRIBED AS COMMENCING AT THE MOST SOUTHERLY CORNER OF LOT 20, SAID PLAT; THENCE NORTH 28° 21' 18" WEST ON THE NORTHEASTERLY RIGHT OF WAY LINE OF SAID WHITTAKER STREET, 136.06 FEET TO THE POINT OF BEGINNING OF THE EASEMENT HEREIN DESCRIBED; THENCE SOUTH 61° 38' 42" WEST PERPENDICULAR TO SAID RIGHT OF WAY LINE, 9.16 FEET; THENCE NORTH 28° 21' 18" WEST PARALLEL WITH SAID RIGHT OF WAY LINE, 16.21 FEET; THENCE SOUTH 61° 38' 42" WEST PERPENDICULAR TO SAID RIGHT OF WAY LINE, 7.84 FEET; THENCE NORTH 28° 21' 18" WEST PARALLEL WITH SAID RIGHT OF WAY LINE, 19.51 FEET TO A SEAWALL; THENCE NORTHEASTERLY ALONG SAID SEAWALL 17.00 FEET TO A POINT ON SAID RIGHT OF WAY LINE THAT BEARS NORTH 28° 21' 18" WEST, 35.75 FEET FROM THE POINT OF BEGINNING; THENCE SOUTH 28° 21' 18" EAST ON SAID RIGHT OF WAY LINE, 35.75 FEET TO THE POINT OF BEGINNING.

SUBJECT TO ALL EASEMENTS AND RESTRICTIONS OF RECORD OR OTHERWISE.

BEARINGS RELATED TO THE MICHIGAN STATE PLANE COORDINATE SYSTEM, SOUTH ZONE, NORTH AMERICAN DATUM OF 1983.



Matthew George Reinking
MATTHEW GEORGE REINKING
PROFESSIONAL SURVEYOR No. 4001054057

11/3/2021
DATE

PREPARED FOR:
MAXINE KROLL
CITY OF NEW BUFFALO

DRAWN BY: MGR

APPROVED BY: MAF

DATE: 11/01/2021

SCALE: NONE

WHITTAKER STREET

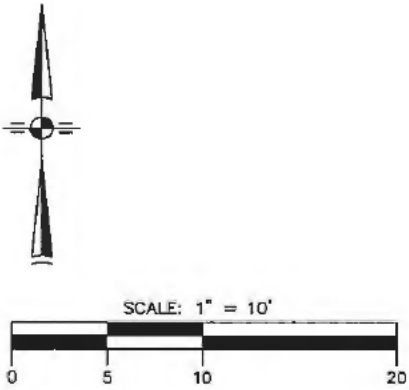
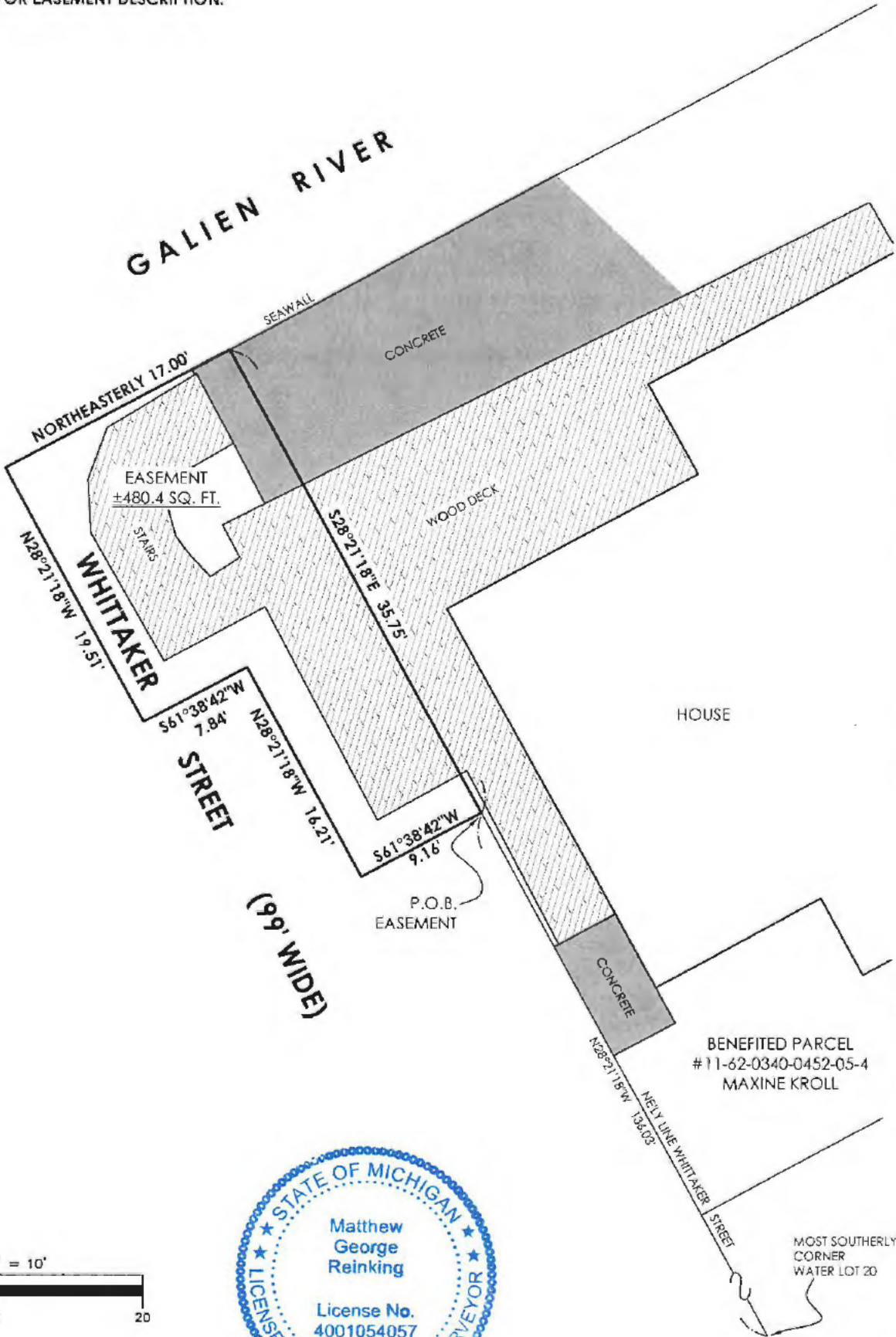
PLAT OF NEW BUFFALO

CITY OF NEW BUFFALO

SHEET 2 OF 2

EASEMENT EXHIBIT

SEE SHEET 2 OF 2 FOR EASEMENT DESCRIPTION.



Matthew George Reinking
MATTHEW GEORGE REINKING
PROFESSIONAL SURVEYOR No. 4001054057

11/3/2021
DATE

PREPARED FOR: MAXINE KROLL CITY OF NEW BUFFALO	DRAWN BY: MGR	WHITTAKER STREET
	APPROVED BY: MAF	PLAT OF NEW BUFFALO
	DATE: 11/01/2021	CITY OF NEW BUFFALO
	SCALE: 1" = 10'	SHEET 1 OF 2

95 West Main Street
Benton Harbor, MI. 49023
T 269.927.2295
F 269.927.1017
abonmarche.com

Battle Creek
Benton Harbor
Lafayette
South Bend
Goshen
Hobart
South Haven
Valparaiso

Engineering · Architecture · Land Surveying

EASEMENT EXHIBIT

THAT PART OF WHITTAKER STREET IN VILLAGE PLAT OF NEW BUFFALO, CITY OF NEW BUFFALO, BERRIEN COUNTY, MICHIGAN, ACCORDING TO THE PLAT THEREOF RECORDED IN LIBER C OF DEEDS, PAGE 105, BERRIEN COUNTY RECORDS DESCRIBED AS COMMENCING AT THE MOST SOUTHERLY CORNER OF LOT 20, SAID PLAT; THENCE NORTH 28° 21' 18" WEST ON THE NORTHEASTERLY RIGHT OF WAY LINE OF SAID WHITTAKER STREET, 136.06 FEET TO THE POINT OF BEGINNING OF THE EASEMENT HEREIN DESCRIBED; THENCE SOUTH 61° 38' 42" WEST PERPENDICULAR TO SAID RIGHT OF WAY LINE, 9.16 FEET; THENCE NORTH 28° 21' 18" WEST PARALLEL WITH SAID RIGHT OF WAY LINE, 16.21 FEET; THENCE SOUTH 61° 38' 42" WEST PERPENDICULAR TO SAID RIGHT OF WAY LINE, 7.84 FEET; THENCE NORTH 28° 21' 18" WEST PARALLEL WITH SAID RIGHT OF WAY LINE, 19.51 FEET TO A SEAWALL; THENCE NORTHEASTERLY ALONG SAID SEAWALL 17.00 FEET TO A POINT ON SAID RIGHT OF WAY LINE THAT BEARS NORTH 28° 21' 18" WEST, 35.75 FEET FROM THE POINT OF BEGINNING; THENCE SOUTH 28° 21' 18" EAST ON SAID RIGHT OF WAY LINE, 35.75 FEET TO THE POINT OF BEGINNING.

SUBJECT TO ALL EASEMENTS AND RESTRICTIONS OF RECORD OR OTHERWISE.

BEARINGS RELATED TO THE MICHIGAN STATE PLANE COORDINATE SYSTEM, SOUTH ZONE, NORTH AMERICAN DATUM OF 1983.



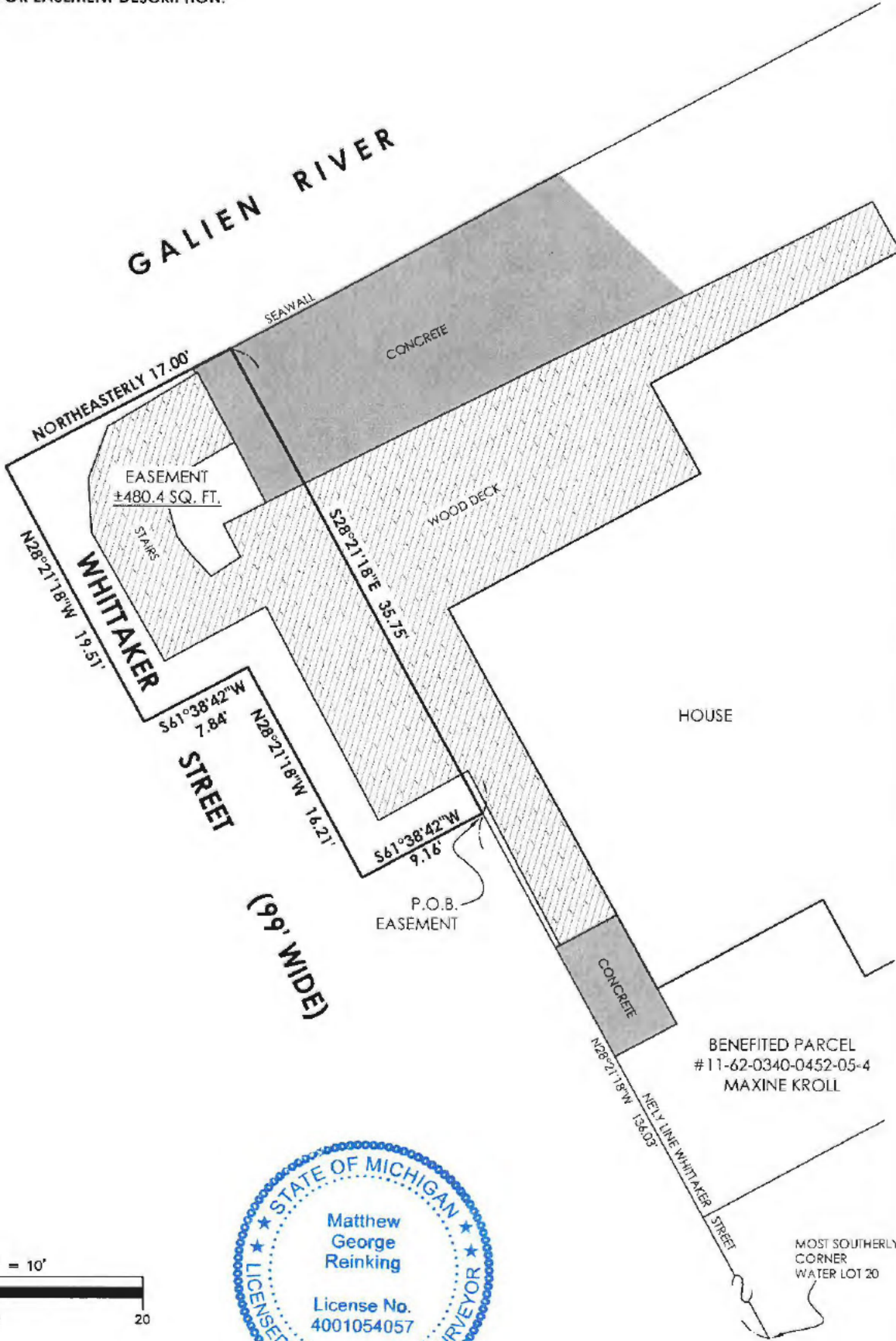
Matthew George Reinking
MATTHEW GEORGE REINKING
PROFESSIONAL SURVEYOR No. 4001054057

11/3/2021
DATE

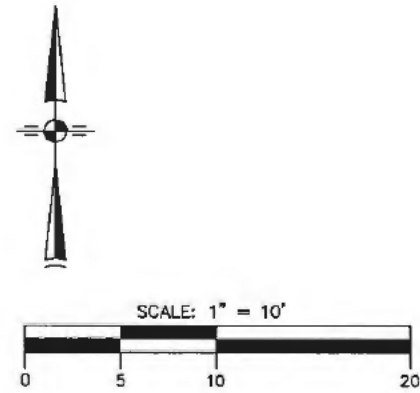
PREPARED FOR: MAXINE KROLL CITY OF NEW BUFFALO	DRAWN BY: MGR	WHITTAKER STREET
	APPROVED BY: MAF	PLAT OF NEW BUFFALO
	DATE: 11/01/2021	CITY OF NEW BUFFALO
	SCALE: NONE	SHEET 2 OF 2

EASEMENT EXHIBIT

SEE SHEET 2 OF 2 FOR EASEMENT DESCRIPTION.



O:\Projects\2021\21-0656 Kroll Residence\CAD\Survey\Drawings\21-0656 SPC easement.dwg, 8.5x14, 11/3/2021 4:11:55 PM, mreinking, L1



Matthew George Reinking
MATTHEW GEORGE REINKING
PROFESSIONAL SURVEYOR No. 4001054057

11/3/2021
DATE

PREPARED FOR:
MAXINE KROLL
CITY OF NEW BUFFALO

DRAWN BY: MGR

APPROVED BY: MAF

DATE: 11/01/2021

SCALE: 1" = 10'

WHITTAKER STREET

PLAT OF NEW BUFFALO

CITY OF NEW BUFFALO

SHEET 1 OF 2

JOB NO. 21-0656

95 West Main Street
Benton Harbor, MI. 49023
T 269.927.2295
F 269.927.1017
abonmarche.com

Battle Creek
Benton Harbor
Lafayette
South Bend
Goshen
Hobart
South Haven
Valparaiso

Engineering · Architecture · Land Surveying

EASEMENT EXHIBIT

THAT PART OF WHITTAKER STREET IN VILLAGE PLAT OF NEW BUFFALO, CITY OF NEW BUFFALO, BERRIEN COUNTY, MICHIGAN, ACCORDING TO THE PLAT THEREOF RECORDED IN LIBER C OF DEEDS, PAGE 105, BERRIEN COUNTY RECORDS DESCRIBED AS COMMENCING AT THE MOST SOUTHERLY CORNER OF LOT 20, SAID PLAT; THENCE NORTH 28° 21' 18" WEST ON THE NORTHEASTERLY RIGHT OF WAY LINE OF SAID WHITTAKER STREET, 136.06 FEET TO THE POINT OF BEGINNING OF THE EASEMENT HEREIN DESCRIBED; THENCE SOUTH 61° 38' 42" WEST PERPENDICULAR TO SAID RIGHT OF WAY LINE, 9.16 FEET; THENCE NORTH 28° 21' 18" WEST PARALLEL WITH SAID RIGHT OF WAY LINE, 16.21 FEET; THENCE SOUTH 61° 38' 42" WEST PERPENDICULAR TO SAID RIGHT OF WAY LINE, 7.84 FEET; THENCE NORTH 28° 21' 18" WEST PARALLEL WITH SAID RIGHT OF WAY LINE, 19.51 FEET TO A SEAWALL; THENCE NORTHEASTERLY ALONG SAID SEAWALL 17.00 FEET TO A POINT ON SAID RIGHT OF WAY LINE THAT BEARS NORTH 28° 21' 18" WEST, 35.75 FEET FROM THE POINT OF BEGINNING; THENCE SOUTH 28° 21' 18" EAST ON SAID RIGHT OF WAY LINE, 35.75 FEET TO THE POINT OF BEGINNING.

SUBJECT TO ALL EASEMENTS AND RESTRICTIONS OF RECORD OR OTHERWISE.

BEARINGS RELATED TO THE MICHIGAN STATE PLANE COORDINATE SYSTEM, SOUTH ZONE, NORTH AMERICAN DATUM OF 1983.



Matthew Reinking
MATTHEW GEORGE REINKING
PROFESSIONAL SURVEYOR No. 4001054057

11/3/2021
DATE

PREPARED FOR: MAXINE KROLL CITY OF NEW BUFFALO	DRAWN BY: MGR	WHITTAKER STREET
	APPROVED BY: MAF	PLAT OF NEW BUFFALO
	DATE: 11/01/2021	CITY OF NEW BUFFALO
	SCALE: NONE	SHEET 2 OF 2



TO: Mayor Humphrey and the New Buffalo City Council

FROM: Darwin Watson, City Manager

DATE: December 20, 2021

RE: Purchase of Boat Launch Parking Kiosk

ITEM BEFORE THE COUNCIL:

Approval of the purchase of a Boat Launch Parking Kiosk from Total Parking Solutions, Inc.

DISCUSSION:

As a part of the city's ongoing improvement to its internal controls, it has become necessary to normalize the process for fee collections. Currently, the majority of the fee collections are managed through an automated means, with the exception of the boat launch.

City staff wishes to add the boat launch to the current automated pay system. The cost of the necessary equipment from Total Parking Solutions, Inc. is \$7,945.00 (see attached documentation).

Funding for this purchase is available in the 2022 Fiscal Year budget.

RECOMMENDATION:

That the New Buffalo City Council approves the purchase of a Boat Launch Parking Kiosk from Total Parking Solutions, Inc. in the amount of \$7,945.00.



Total Parking Solutions Inc.

**City of New Buffalo
Parking Equipment Proposal
November 17, 2021**

Equipment

1 Cale CWT Parking Pay Terminal \$ 7,945.00

Cabinet stainless steel construction - black, Solar powered, includes card reader, keypad for multi-space w/communication board, fully programmable 4" x 6" anti-glare color display, vandal resistant Lexan protected, backlit LCD with light sensor, 4G modem and antennae, one roll receipt paper, instruction graphics, installation hardware, one year warranty on parts and service, shipping F.O.B. City of New Buffalo

Installation, terminal mounting, activation Included

Total Equipment and installation \$ 7,945.00

Cale "WebOffice" Central Management System

Provides cellular communication for:

- Real time credit card payment processing, PCI compliant
- Alarms and warnings sent via SMS text or e-mail to owner and/or service technician
- Remote access to maintenance, statistical and financial reporting (built-in report generator can export data as Excel or PDF files)
- Remote enforcement via web-enabled device (i.e., iPhone, Droid, iPad, laptop)
- Pay by phone integration

\$ 80.00 per terminal per month, \$ 960.00 per terminal annually

Service and Maintenance

Year one	Included
Year two	\$ 680.00 per unit

Service and maintenance includes all parts and labor, quarterly preventive maintenance inspection and cleaning visits per year. No limit on service calls during normal business hours.

Per Terminal	\$680.00 per year	<u>\$ 680.00 annually</u>
---------------------	--------------------------	----------------------------------

TERMS AND CONDITIONS

<i>Delivery</i>	<i>typically 8 to 10 weeks after order F.O.B. City of New Buffalo</i>
<i>Payment Terms</i>	<i>100% billable upon completion of installation</i>
<i>Notes</i>	<i>Does not include any necessary concrete work or electrical to site.</i>

Proposed by:

Accepted:

Total Parking Solutions, Inc.

Victor Senffner

General Manager

Signature

Date



TO: Mayor Humphrey and the New Buffalo City Council

FROM: Darwin Watson, City Manager

DATE: December 20, 2021

RE: Fire Service Agreement with New Buffalo Township

ITEM BEFORE THE COUNCIL:

Approval of entering into a Fire Service Agreement with New Buffalo Township

DISCUSSION:

In 2019, Fire Chief Chris Huston expressed concerns to former City Manager Dave Richards about the manpower of the city's fire department. At that time, Chief Huston suggested looking at alternatives to ensure adequate fire protection for the city (see attached document).

In June 2020, the City Council approved entering into an agreement with New Buffalo Township to provide supplemental fire services to the city. The approved agreement was to expire on December 31, 2020. On December 21, 2020, the City Council approved an extension of the agreement to expire on December 31, 2021. Both times, it was identified that the city lacked the ability to reciprocate mutual aid to the township and to address the dwindling manpower of the city's department.

The city wishes to continue the arrangement until a long-term solution can be adopted. The proposed contract is almost identical to the previous ones, except:

- The cost of the contracted fire services will increase from \$24,000 to \$60,000, annually; and
- Either party may terminate the agreement with a 30-day notice, instead of 60 days.

Funds for the increase are available in the 2022 Fiscal Year budget to accommodate the increased cost of the agreement.

RECOMMENDATION:

That the New Buffalo City Council approves entering into a Fire Service Agreement with New Buffalo Township.



DATE: May 22, 2019
TO: Dave Richards, City Manager
FROM: Chris Huston, Fire Chief
SUBJECT: Fire Department Concerns

Over the last several years I have grown increasingly concerned regarding the diminishing number of firefighters on the New Buffalo City Fire Department and believe that it is time to discuss an alternative plan to ensure that our City has adequate fire protection in the years to come.

Currently we have seven New Buffalo City firefighters, four of whom have between 30 – 40 years of service, and are nearing the end of their careers. Our efforts to obtain new firefighters has been unsuccessful. This is in part due to the unique nature of our town, and the necessary schooling commitment for individuals to obtain the credentials to become a firefighter.

At this time we are fortunate enough to have a mutual aid agreement with the New Buffalo Township Fire Department, and they have been gracious enough to assist. However for the past several months it has been necessary to rely on them for every city fire call. Although we have a mutual agreement, with the cities limited force we are unable to reciprocate.

Thank you,



Chris Huston

AGREEMENT FOR EXTRATERRITORIAL FIRE SERVICE

This Agreement for Supplemental Extraterritorial Fire Service (“Agreement”) is made this ____ day of _____, 2021, by and between the NEW BUFFALO TOWNSHIP (the “Township”), a Michigan municipal corporation whose address is 17425 Red Arrow Highway, New Buffalo, Michigan 49117, and the CITY OF NEW BUFFALO (the “City”), a Michigan municipal corporation whose address is 224 W. Buffalo St., New Buffalo, Michigan 49117.

Recitals

A. The Township is a general law township organized and existing under Chapter 16 of the Revised Statutes of 1846, MCL 41.1 *et seq.*, and the City is a home rule city organized and existing under the Home Rule City Act, Act 79 of 1909, MCL 117.1 *et seq.*

B. The Township and the City are local governmental units under the Urban Cooperation Act of 1967, MCL 124.501 *et seq.* (the “Urban Cooperation Act”).

C. The Act provides that local governmental units may enter into interlocal agreements providing for the joint exercise of any power, privilege, or authority that the local governmental units share in common and that each might exercise separately.

D. Both the City and Township operate their own fire departments (“City Fire Department” and “Township Fire Department” respectively), comprised of facilities, apparatus, and equipment and which are each staffed by a Fire Chief, an Assistant Fire Chief, and paid on call fire fighters.

E. The Township and the City wish to enter into an interlocal agreement to govern the provision of Supplemental Fire Service provided by the Township at the request of the City within the territorial limits of the City.

Agreement

In exchange for the consideration identified in this Agreement, the parties agree as follows:

1. Supplemental Fire Service. The City agrees to purchase from the Township and the Township agrees to respond to the City to provide the following supplemental fire services (“Supplemental Fire Service”):

- a) External and Interior structural fires and firefighting
- b) Grass/Forest firefighting
- c) General firefighting including the necessary equipment and apparatus
- d) Rescue operations including vehicle and equipment extrication, general search and rescue, confined space rescue, high level rescue, water rescue and diving and recovery.
- e) Fire Code Enforcement

- f) Hazardous Materials Response
- g) Disaster response

2. Service Area. The Township Fire Department shall provide Supplemental Fire Service as indicated in this Agreement to the City within the jurisdictional limits of the City existing on the date of this Agreement for the Term of this Agreement. Should additional territory be annexed from the Township to the City, or detached from the City to the Township, monthly payment for Supplemental Fire Service pursuant to paragraph 5 herein shall be increased or decreased proportionally by area added or subtracted immediately upon the annexation or detachment. City and Township shall immediately notify the other party upon the filing of any such petition for annexation and/or detachment.

3. Allocation of Resources. The parties understand that on scene at calls within the City's jurisdiction, the City Fire Department Chief or Assistant Chief shall be in control and command of the Supplemental Fire Service provided by the Township Fire Department. If neither the City Fire Department Chief or Assistant Chief is on scene at calls within the City's jurisdiction, then the highest ranking officer of the Township Fire Department shall be in control and command until the City Fire Department Chief or Assistant Chief arrives on scene. Any officer in charge of the particular scene shall exercise his or her reasonable judgment to determine, in consideration of established policies, guidelines, procedures, and practices, how to best allocate the available resources of the City Fire Department and the Township Fire Department under the circumstances. Failure to provide Supplemental Fire Service because of poor weather conditions or other conditions beyond the control of the Township Fire Department shall not be deemed a breach of this contract. Further, nothing in this Agreement shall be construed as requiring the Township Fire Department to acquire any specialized equipment to provide Supplemental Fire Service and the City acknowledges and agrees the Township Fire Department has the necessary equipment and personnel required to provide Supplemental Fire Service to the City under this Agreement.

4. No Guarantee. The Township will provide Supplemental Fire Service within the jurisdictional limits of the City in the same manner and under the same priority as it provides within the jurisdictional limits of the Township. Notwithstanding, the parties understand and agree that the Township makes no guarantee that the Supplemental Fire Service it actually provides in a given situation will meet any particular criteria or standard.

5. Payment. The City agrees to pay the Township a flat monthly rate, due upon the first day of every month, in the amount of \$5000.00, in exchange for Supplemental Fire Service provided under this Agreement by the Township Fire Department.

6. Ownership. The Township shall retain ownership of any and all assets, equipment and apparatus of the Township Fire Department and this Agreement does not vest any interest in any of the Township Fire Department's assets, equipment and/or apparatus in the City. The City shall retain ownership of any and all assets, equipment and apparatus of the City Fire Department and this Agreement does not vest any interest in any of the City Fire Department's assets, equipment and/or apparatus in the Township.

7. Employees. It is understood and agreed that neither party shall have any responsibility whatsoever toward the employees of the other party, including any employment related issues. Township employees shall not be deemed to be employees of the City and City employees shall not be deemed employees of the Township. No employees, contractors and/or fire fighters of the City are transferred to the Township by way of this Agreement and no employees, contractors and/or fire fighters of the Township are transferred to the City. Nothing in this Agreement shall be construed to create a contract for employment under any circumstance.

8. Insurance. The parties shall maintain general liability insurance for the term of this Agreement and any extensions thereof.

9. Indemnification. To the fullest extent permitted by law, the parties agree to hold each other harmless against any claims brought or actions filed against either party for injury to, death of, or damage to the property of any persons arising from the Supplemental Fire Services provided under this Agreement.

10. No Waiver. Nothing herein shall be construed to waive or limit any immunity from, or limitation on, liability available to either party, whether set forth in Act 170 of 1964, the Urban Cooperation Act or otherwise.

11. Service Agreement. This is an agreement for services. The parties do not intend to undertake or create, and nothing herein shall be construed as creating, a joint authority, joint venture, or joint enterprise between the parties outside of their authority to contract for services pursuant to the Urban Cooperation Act.

12. Term. This Agreement shall commence on the effective date given above and shall expire at 11:59 pm on December 31, 2022. This Agreement may be terminated at any time upon the written mutual agreement by the parties. Either party may terminate this Agreement upon thirty (30) days written notice to the other party.

13. Notice. Notice shall be provided in writing, by personal service and/or certified mail, return receipt requested. Notice shall be provided as follows:

If to Township:

Township Supervisor
New Buffalo Township
17425 Red Arrow Highway
New Buffalo, MI 49117

If to City:

City Manager
City of New Buffalo
224 W. Buffalo Street
New Buffalo, MI 49177

14. Default. Upon default, including nonpayment of any payments due under this Agreement, the non-defaulting party may pursue any and all remedies provided by law or equity. The prevailing party in any action to enforce this Agreement or to obtain legal or equitable relief for a default under this Agreement shall be entitled to recover its attorney fees and costs from the other party.

15. Governing Law. This Agreement shall be interpreted, construed, and enforced pursuant to and in accordance with the laws of the State of Michigan.

16. Assignment. No assignment of this Agreement or the rights and obligations hereunder shall be valid without the prior written consent of both parties.

17. Waiver of Breach. The waiver by either party of a breach or violation of any provision of this Agreement shall not operate as, or be construed to be, a waiver of any subsequent breach of the same or other provision hereof.

18. Severability. In the event that any provision of this Agreement is held to be unenforceable for any reason, the unenforceability thereof shall not affect the remainder of this Agreement, which shall remain in full force and effect and be enforceable in accordance with its terms.

19. Amendments. This Agreement may be amended or supplemented only by a written instrument signed by the parties.

20. Entire Agreement. This Agreement, as it may be amended or supplemented from time to time, constitutes the complete agreement between the parties with respect to the subject matter hereof and supersedes all prior agreements, oral and written.

21. Counterparts. This Agreement may be executed in any number of counterparts and each such counterpart shall be considered a valid original.

22. Successors. This Agreement shall bind the Township and the City, as well as their respective officers, agents, and successors in interest.

IN WITNESS WHEREOF, the parties hereto have executed this Agreement as of the date first written above by authority of the respective Township Board and City Council.

NEW BUFFALO TOWNSHIP

By: _____
Michelle Heit, Supervisor

By: _____
Judy Zabicki, Clerk

CITY OF NEW BUFFALO

By: _____
John Humphrey, Mayor

By: _____
Amy Fidler, Clerk

81845:00002:4223006-5



TO: Mayor Humphrey and the New Buffalo City Council

FROM: Darwin Watson, City Manager

DATE: December 20, 2021

RE: Vacation Payout

ITEM BEFORE THE COUNCIL:

Approval of vacation payout for Officer Nate Voytovick

DISCUSSION:

Article 12 (Leaves), Section 4: Vacation of the contract between the Police Officers Labor Council and the City of New Buffalo states:

"The employee may take paid vacation during their first year of employment on a pro-rated basis according to the schedule below. Thereafter, the vacation year is on a calendar year basis with amounts earned in given calendar year to be used in the same calendar year in which they were earned. Vacation may not be carried over from one calendar year to the next."

Due to a number of unforeseen circumstances, including COVID-19 and labor shortage, Officer Nate Voytovick has 64 hours of vacation time that he will be unable to use by year's end. The City Council has the ability to approve a one-time payout for employee(s), under extenuating circumstances.

RECOMMENDATION:

That the New Buffalo City Council approves the vacation payout for Officer Nate Voytovick to be paid on the December 31, 2021 payroll.

Darwin Watson

From: Rich Killips
Sent: Wednesday, December 15, 2021 12:41 PM
To: Darwin Watson
Subject: RE: Voytovick Pay out for council

\$1573.76 before taxes

From: Darwin Watson <dwatson@cityofnewbuffalo.org>
Sent: Wednesday, December 15, 2021 12:14 PM
To: Rich Killips <rkillips@cityofnewbuffalo.org>
Subject: RE: Voytovick Pay out for council

Rich,

How much is his payout (dollar wise)?

Thanks

From: Rich Killips <rkillips@cityofnewbuffalo.org>
Sent: Tuesday, December 14, 2021 1:20 PM
To: Darwin Watson <dwatson@cityofnewbuffalo.org>
Subject: Voytovick Pay out for council

Darwin,

Officer Nate Voytovick has 64 hours of vacation time that he was unable to use during the calendar year for a multitude of very understandable reasons. In October, Nate was afflicted with Covid 19 and spent nearly a month off work and spent most of that time hospitalized with severe complications. When he was able to return to work, the department was short one full time officer and we were unable to accommodate the use of his vacation time before the end of the calendar year. I am requesting that the City pay out his remaining 64 hours of unused vacation time.

If you have additional questions or need additional information please let me know

Thanks

Rich

Rich Killips
Chief of Police,
269-469-1500 office
269-469-7917 fax





TO: Mayor Humphrey and the New Buffalo City Council

FROM: Darwin Watson, City Manager

DATE: December 20, 2021

RE: Business License and Long-Term Rental Registration Fees

ITEM BEFORE THE COUNCIL:

Approval of fee schedule for Business Licenses and Rental Registrations

DISCUSSION:

In 2021, the City of New Buffalo approved the addition of a Business Registration Ordinance and a Long-Term Rental Registration Ordinance. Both ordinances require the City Council to establish the fees through resolution and review them annually.

RECOMMENDATION:

That the New Buffalo City Council approves the fee schedule for Business Licenses and Rental Registrations.



Long-Term Rental Ordinance Fee Schedule

Type of Fee	Amount
City Administration Fee	\$1,000
City Administration (Re-inspection)	\$100
Rental Registration (Certificate of Rental Compliance)	\$75
Annual Inspection (Certificate of Occupancy)	\$150
Late Registration	\$100
Unregistered Rental	\$250
Re-Inspection	\$100
Complaint Inspection	\$200
Enforcement Letter	\$100
Unfit for Occupancy Posting	\$200
Billable Court Time for Inspector	\$90 per hour
Certificate of Rental Compliance (additional copy)	\$10 each

Business Registration Fee Schedule

Type of Fee	Amount
Business Registration	\$35
City Administration Fee	\$100
Annual Inspection Fee	\$150
Late Registration	\$100
Unregistered Business	\$250
Complaint Inspection	\$200



TO: Mayor Humphrey and the New Buffalo City Council

FROM: Darwin Watson, City Manager

DATE: December 20, 2021

RE: Rezoning Request Suspension

ITEM BEFORE THE COUNCIL:

Approval of Rezoning Request Suspension for the City of New Buffalo

DISCUSSION:

The city's zoning ordinance is a governing tool that defines how property in specific geographic zones can be used. It details whether specific geographic zones are acceptable for residential or commercial purposes, as well as regulate lot size, placement, density, and the height of structures. A city's zoning ordinance also describes the procedures to handle zoning rule infractions. Some of the reasons for updating the ordinance are:

- Legal protection, as there must be a rational basis for zoning decisions and requirements.
- To reflect federal and state law pertaining to land use and zoning.
- To incorporate plain language and resolve conflicts that are the result of decades of incremental updates. The use of plain and clear language to define uses and terms strengthens the legal standing of ordinance interpretations.
- To address confusing concepts that have led to inconsistent application of code.
- To adapt to societal changes that conflict with narrow use categories and single-use zoning, such as allowing home offices, businesses, accessory units, and accessory structures within homes and on single-family lots.

The City of New Buffalo is currently engaging in a Zoning Ordinance Review and Update. During this process the city will look at how to promote and manage growth, along with how to assist residents and businesses manage expectations about what they and their neighbors can do with their property. Staff believes that it would be prudent to suspend any rezoning requests until the completion of the review and update process.

RECOMMENDATION:

That the New Buffalo City Council approves suspension of rezoning requests until the completion of the zoning ordinance review and update.



TO: Mayor Humphrey and the New Buffalo City Council

FROM: Darwin Watson, City Manager

DATE: December 20, 2021

RE: Board Appointments – Board of Review

ITEM BEFORE THE COUNCIL:

Approval of board appointments to the City of New Buffalo Board of Review

DISCUSSION:

Per the New Buffalo City Charter and Code of Ordinances, the Mayor makes recommendations for board appointments with final approval by the City Council.

Annually the City of New Buffalo appoints members to the Board of Review for the upcoming year. The city has received applications from the current members to continue to serve in that capacity. The term of these appointments are for one (1) year and expire December 31, 2022.

RECOMMENDATION:

That Mayor Humphrey and the New Buffalo City Council approve the appointments to the Board of Review.



Application for Appointment
City of New Buffalo Boards and Commissions

Name: Vanessa Thun

Home Address: [REDACTED]

Home Phone: N/A Cell Phone: [REDACTED]

Email: [REDACTED]

Education: New Buffalo High School

KRCC Community College 2 yrs

Occupation: Owner of A Clean Getaway

Board or Commission for which you are applying:

Board of Review

Are you re-applying for a position that you currently hold? ☒ YES ☐ NO

If yes, when does your term expire? _____

Why would you like to be appointed or re-appointed to this board or commission?

I've been on board of review four years I believe, and
enjoy doing it and helping my community

What skills could you bring to this position? (i.e., education, certifications, life skills)

I have been in almost every home in the city between
my business and living here so I know the properties well.

List membership, participation, or other governmental committees, boards, or community organizations on which you have served.

Election Committee, President of the Railroad Museum

Signature

Vanessa Thun

Date 12/8/21

By signing this application, you acknowledge that most of this information will be public information and subject to the Freedom of Information Act 442 of 1976.

Please complete this form in its entirety and return to the City of New Buffalo, 224 W. Buffalo St., New Buffalo, MI 49117, Fax: (269)469-7917, or email: clerk@cityofnewbuffalo.org. If additional space is necessary, please attach additional sheets. If you have any questions, please call (269)469-1500.



Application for Appointment
City of New Buffalo Boards and Commissions

Name: JULI WESTERGREEN
Home Address: [REDACTED]
Home Phone: [REDACTED] Cell Phone: [REDACTED]
Email: [REDACTED]
Education: BSBM - CARLOW COLLEGE
PITTSBURGH, PA
Occupation: PROPERTY MANAGER

Board or Commission for which you are applying:

BOARD OF REVIEW

Are you re-applying for a position that you currently hold? ☒ YES ☐ NO

If yes, when does your term expire? _____

Why would you like to be appointed or re-appointed to this board or commission?

I would like to continue contributing to the community in a positive manner

What skills could you bring to this position? (i.e., education, certifications, life skills)

Believe my education, work experience and analytical skills have been beneficial

List membership, participation, or other governmental committees, boards, or community organizations on which you have served.

NBBA, NB Halloween Committee

Signature

Juli Westergreen

Date

12-7-21

By signing this application, you acknowledge that most of this information will be public information and subject to the Freedom of Information Act 442 of 1976.

Please complete this form in its entirety and return to the City of New Buffalo, 224 W. Buffalo St., New Buffalo, MI 49117, Fax: (269)469-7917, or email: clerk@cityofnewbuffalo.org. If additional space is necessary, please attach additional sheets. If you have any questions, please call (269)469-1500.



Application for Appointment
City of New Buffalo Boards and Commissions

Name: Jack Kennedy
Home Address: [REDACTED]
Home Phone: [REDACTED] Cell Phone: _____
Email: _____
Education: _____
Occupation: _____

Board or Commission for which you are applying:

Board of Review

Are you re-applying for a position that you currently hold? ☒ YES ☐ NO

If yes, when does your term expire? Each Year

Why would you like to be appointed or re-appointed to this board or commission?

yes

What skills could you bring to this position? (i.e., education, certifications, life skills)

10 years of

List membership, participation, or other governmental committees, boards, or community organizations on which you have served.

Signature

Jack Kennedy

Date 11-30-21

By signing this application, you acknowledge that most of this information will be public information and subject to the Freedom of Information Act 442 of 1976.

Please complete this form in its entirety and return to the City of New Buffalo, 224 W. Buffalo St., New Buffalo, MI 49117, Fax: (269)469-7917, or email: clerk@cityofnewbuffalo.org. If additional space is necessary, please attach additional sheets. If you have any questions, please call (269)469-1500.



TO: Mayor Humphrey and the New Buffalo City Council

FROM: Darwin Watson, City Manager

DATE: December 20, 2021

RE: 2022 City of New Buffalo Meeting Calendar

ITEM BEFORE THE COUNCIL:

Approval of the 2022 City of New Buffalo Meeting Calendar

DISCUSSION:

Annually the City of New Buffalo City Council approves the meeting calendar for the upcoming calendar year. This calendar outlines all of the regularly scheduled meetings for the next calendar year.

RECOMMENDATION:

That Mayor Humphrey and the New Buffalo City Council approve the 2022 City of New Buffalo Meeting Calendar.



City of New Buffalo

224 W. Buffalo, New Buffalo, MI 49117

Phone: 269-469-1500 Fax: 269-469-7917

Web site: www.cityofnewbuffalo.org e-mail: afidler@cityofnewbuffalo.org

Office Hours: Monday - Friday 8:00 am – 4:00 pm

Manager:

Darwin Watson – 469-1500 x114

Clerk:

Amy Fidler – 469-1500 x111

Treasurer:

Kate Vyskocil – 469-1500 x133

Council Members

Mayor John Humphrey

Roger Lijewski

Brian Flanagan

Mark Robertson

Lou O'Donnell IV

2022 BOARD MEETING DATES, ELECTION DATES AND OFFICE CLOSINGS

	JAN	FEB	MAR	APR	MAY	JUN	JUL	AUG	SEP	OCT	NOV	DEC	
City Council Meetings	18**	22**	21	18	16	20	18	15	19	17	21	19	3 rd Monday., Monthly 6:30pm
Planning Commission Meetings	4			5			5			4			1 st Tues., Quarterly 7:00 pm
Zoning Board of Appeals					19						17		3 rd Thurs., May/Nov. 5:00pm
Parks/Harbor Commission	6	3	3	7	5	2	7	4	1	6	3	1	1 st Thurs., Monthly 6:30 pm
DDA - Downtown Development Authority			10		12				8		10**		2 nd Thurs., Quarterly 9:00 am March, May, Sept., Nov.
Board of Review													Meets as Needed
Cemetery Authority		8			10	14			13			13	2 nd Tues., of Feb, May, Jun, Sep, Dec, 1:30 pm at NB Twp. Hall
*GRSD-Sewer Authority	26	23	23	27	25	22	27	24	28	26	23	28	4 th Wed. Monthly 10:00 am
*Library Board (meets at Library)	11	8	8	12	10	14	12	9	13	11	8	13	2 nd Tues., Monthly 4:00 pm
*LRSD (Local Rev. Sharing Board)	11			12			12			11			2 nd Tues., Quarterly 8:30 am at NB Twp. Hall
*Medic 1	27	24	24	28	26	23	28	25	22	27	25**	22	4 th Thurs., Monthly 8:30 am
Election Dates								2			8		City Hall Community Room
City Hall Office Holiday Closings	17	21		15	30		4		5		11,24,25	23,26,30	

*Joint Meeting Locations (Township & other units): GRSD – Chikaming Public Safety Bldg. Red Arrow Hwy., Harbert Medic 1 – 635 E. Napier Ave., Benton Harbor, New Buffalo Township Public Library

**Meeting dates other than regularly scheduled, or to accommodate legal holiday or election.

To be notified of these meetings or special meetings of any boards that meet on a regular basis, make your requests known to the City Clerk. Meetings are posted in compliance with Open Meeting Act, Public Act 267 of 1976 and the Americans with Disabilities Individuals with disabilities requiring auxiliary aids should contact the City Clerk by writing or calling: Amy Fidler, Clerk (269) 469-1500, 224 W. Buffalo St., New Buffalo, MI 49117.