



**City of New Buffalo**  
**224 W. Buffalo Street**  
**New Buffalo, MI 49117**  
**REGULAR COUNCIL MEETING AGENDA**  
**May 16, 2022 at 6:30 PM**

1. Call to Order
2. Pledge of Allegiance
3. Roll Call
4. Approval of Agenda
5. Consent Agenda
  - a. City Council Minutes: April 13, 2022, April 18, 2022, April 28, 2022, The Pokagon Fund Community Report: April 2022
  - b. Receive Monthly Reports: Police, Fire, Water, Park, Streets, Code Enforcement and Treasurer
  - c. Monthly Account Payable
6. Public Comment
7. Public Hearings
  - a. 2022-2023 Truth In Taxation Millage Rates
  - b. 2022-2023 Fiscal Year Budget
8. New Business
  - a. 2021-2022 Fiscal Year Amended Budget
  - b. 2022-2023 Millage Rates
  - c. 2022-2023 Fiscal Year Budget
  - d. City Council Rules Amendment
  - e. Right-of-Way Vacation Request (New Buffalo Area Recreation Authority)
  - f. Joint Recreational Plan Update (New Buffalo Area Recreation Authority)
  - g. Information Technology (IT) Proposal
  - h. Leasing of Properties from New Buffalo Development Partners, LLC.
  - i. Department of Public Works Fencing
  - j. Mayhew Sediment Basin Award
  - k. 360 Risk Management Consulting Agreement (Human Resource and Risk Management)
  - l. License Agreement (Service 1 Marine, LLC.)
9. Discussion
  - a. City Attorney Request for Proposals
10. Pokagon Fund Update
11. Council Comments
12. Adjournment

**April 13, 2022 NEW BUFFALO SPECIAL CITY COUNCIL MEETING 5:00 PM**  
Budget Workshop

The Special Meeting of April 13, 2022 for the New Buffalo City Council was called to order by Mayor Humphrey at 5:00 p.m. at City Hall, 224 W. Buffalo St. New Buffalo, MI 49117.

**Roll Call:** Brian Flanagan, Mark Robertson, Roger Lijewski, John Humphrey

**Absent:** Lou O'Donnell

**Staff present:** City Manager, Darwin Watson; Treasurer, Kate Vyskocil; Chief of Police, Rich Killips; Clerk, Amy Fidler; Water Superintendent, Ken Anderson; Fire Chief, Chris Huston; Street Crew Lead, Josh Bolton; Parks Director, Kristen D'Amico.

**Approval of Agenda**

Motion by Robertson, seconded by Flanagan to approve the agenda:

Roll Call Vote:

AYES: Robertson, Lijewski, Flanagan, Humphrey

NAYES:

ABSENT: O'Donnell

ABSTAINED:

Motion Carried, 4-0.

**Public Comment**

Nora Howe

Tom Smith

**New Business**

- a. 2022-2023 Budget

City Treasurer, Kate Vyskocil explained the meeting would review the FY 2022/23 City of New Buffalo budget with Department Heads.

**Council Comments**

None

**Adjourn**

Motion by Flanagan, seconded by Robertson to adjourn the meeting at 7:06 p.m.:

Roll Call Vote:

AYES: Robertson, Lijewski, Flanagan, Mayor Humphrey

NAYES:

ABSENT: O'Donnell

ABSTAINED:

Motion Carried, 4-0.

---

John Humphrey, Mayor

---

Ann Marie Fidler, City Clerk

**Call to Order at 6:30 p.m.**

**Pledge of Allegiance**

**Roll Call:** Council members Robertson, O'Donnell, Flanagan, Lijewski, Mayor Humphrey

**Absent:** none

**Staff Present:** City Manager; Darwin Watson, City Clerk; Amy Fidler, Deputy Clerk; Nancy Griffin

**Approval of Agenda:** Motion by Flanagan, seconded by Lijewski to approve the agenda:

Voice Vote: Motion Carried, 5-0.

**Approval of Consent Agenda:** Motion by Humphrey, seconded by Lijewski to approve the consent agenda with the removal of Coldwell Banker and Le Tour de Shore and moving them to New Business:

Roll Call Vote:

AYES: O'Donnell, Robertson, Lijewski, Flanagan, Mayor Humphrey

NAYES:

ABSENT:

ABSTAINED:

Motion Carried, 5-0.

**Public Comment:**

**None**

**Unfinished Business**

**360 Risk Management Consulting Agreement (Human Resource and Risk Management) – tabled March 21, 2022**

Motion by Robertson, seconded by Flanagan to untable 360 Risk management consulting agreement:

Roll Call Vote:

AYES: Robertson, Lijewski, Flanagan, O'Donnell, Mayor Humphrey

NAYES:

ABSENT:

ABSTAINED:

Motion Carried, 5-0.

**360 Risk Management Consulting Agreement (Human Resource and Risk Management):**

Motion by Robertson, seconded by O'Donnell to **deny** entering into a trial Consulting Agreement with 360 Risk Management for Human Resource and Risk Management Services in the amount of \$6,270 for three (3) months:

Roll Call Vote:



AYES: O'Donnell, Robertson, Humphrey

NAYES: Flanagan, Lijewski

ABSENT:

ABSTAINED:

Motion Carried, 3-2.

**New Business**

**Special Event Application - Coldwell Banker:**

Motion by Lijewski, seconded by Flanagan to approve the Coldwell Banker special event application:

Roll Call Vote:

AYES: Lijewski, Flanagan, O'Donnell, Humphrey

NAYES: Robertson

ABSENT:

ABSTAINED:

Motion Carried, 4-1.

**Special Event Application - Le Tour de Shore:**

Motion by Lijewski, seconded by Flanagan to approve with further rules to be set up with Parks Director, Kristen D'Amico and City Manager, Darwin Watson:

Roll Call Vote:

AYES: Robertson, O'Donnell, Lijewski, Flanagan, Mayor Humphrey

NAYES:

ABSENT:

ABSTAINED:

Motion Carried, 5-0.

**Public Parking Lot Agreements:** Motion by Robertson, seconded by Lijewski to approve the agreements for the parking lots located at the corner of Whittaker Street and Buffalo Street.

Roll Call Vote:

AYES: O'Donnell, Robertson, Lijewski, Flanagan, Mayor Humphrey

NAYES:

ABSENT:

ABSTAINED:

Motion Carried, 5-0.

**Parking Terminal Upgrades – Total Parking Solutions, Inc:**

Motion by Flanagan, seconded Lijewski to approve the upgrading of 3 parking terminals by Total Parking Solutions, Inc Parking in the amount of \$7,800:

Roll Call Vote:

AYES: Flanagan, O'Donnell, Robertson, Lijewski, Mayor Humphrey

NAYES:

ABSENT:

ABSTAINED:

Motion Carried, 5-0.

**Site Plan Approval:** Motion by Roberston, seconded by Flanagan to approve the approves the site plan for 2 South Franklin.

Roll Call Vote:

AYES: Robertson, Lijewski, Flanagan, O'Donnell, Mayor Humphrey

NAYES:

ABSENT:

ABSTAINED:

Motion Carried, 5-0.

**Adjournment:** Motion by Robertson, seconded by Lijewski to adjourn the meeting at 7:26 p.m.:

Roll Call Vote:

AYES: Lijewski, Robertson, O'Donnell, Flanagan, Mayor Humphrey

NAYES:

ABSENT:

ABSTAIN:

Motion Carried, 5-0.

af

---

John Humphrey, Mayor

---

Ann M. Fidler, City Clerk

**Call to Order at 5:30 p.m.**

**Roll Call:** Council member Flanagan, Robertson, Lijewski, Mayor Humphrey

**Absent:** Council member O'Donnell

**Staff present:** City Manager Watson, City Clerk; Amy Fidler, Water Superintendent; Ken Anderson

**Approval of Agenda:** Motion by Flanagan seconded by Robertson to approve the agenda:

Roll Call Vote:

AYES: Robertson, Lijewski, Flanagan, Mayor Humphrey

NAYES:

ABSENT: O'Donnell

ABSTAINED:

Motion Carried, 4-0.

**Presentation** – Barker Tilly Municipal Advisors presented the water/sewer rate study to the City Council.

**Public Comment:** None

**Adjourn:** Motion by Robertson, seconded by Flanagan to adjourn the meeting at 6:57 p.m.:

Roll Call Vote:

AYES: Robertson, Lijewski, Flanagan, Mayor Humphrey

NAYES:

ABSENT: O'Donnell

ABSTAINED:

Motion Carried, 4-0.

---

John Humphrey, Mayor

---

Ann Marie Fidler, City Clerk



# THE POKAGON FUND

## Monthly Community Report

April 2022

---

At its last meeting, The Pokagon Fund Board of Directors acted on or discussed the following topics:

- The Board and Staff of the Fund want to express a heartfelt **“thank you” to Rob Gow**, who has been a jointly-selected director on the Fund’s Board of Directors since 2013 and whose term will naturally expire at the end of April 2022 or whenever his successor is named (whichever is later). After three consecutive terms, totaling nine years, he is term limited and will be sorely missed. Rob currently serves as chairman of the board. His foresight, intelligence, strategic thinking, empathy, and leadership have been great assets to the Fund and, indeed, the community. Thank you Rob!
- **The Avenue Family Network** was awarded a substantial, multi-year grant from the Fund to support its Cora Lamping Center program. The grant will enable the CLC will expand its outreach, shelter, and support services for Harbor Country residents who are victims of domestic violence or sexual assault. **If you are a victim of DV, help is available by calling (269) 925-9500. If you are a victim of SA, help is available by calling (855) 779-6495.** Please help spread the word about these important resources.
- The Fund’s **2020-2021 Annual Report** is attached.
- Each year, **The Pokagon Fund awards scholarships** to Harbor Country residents who are adults or graduating seniors seeking to further their education at a postsecondary institution of their choice. The scholarships can be used toward tuition and books for a wide array of postsecondary education including graduate/professional programs, undergraduate programs, career training, skilled trade training, etc. In 2022, the total scholarships that were awarded to 23 Harbor Country Adults and to graduates of River Valley School District or New Buffalo Area Schools totaled \$212,730. We had the highest number of applicants in at least the last five years and are delighted to have been able to award a scholarship to each of them! Congratulations to all recipients! If you know of a high school junior that may be eligible to apply next year, please encourage them to watch the Fund’s Facebook page starting in December for more information.
- **The Pokagon Fund Vision Program** is continuously accepting [applications](#) from youth (9 months through 18 years or the senior year in high school) and seniors (adults 50 years of age or older). The program provides a free routine vision exam

and prescription glasses for eligible individuals. [Details are available on TPF's website.](#)

- Important **upcoming grant cycle dates**:
  - o July 1, 2022: Suggested date for Municipalities to submit a Letter of Inquiry to TPF for any project that it would like to have considered during TPF's 1<sup>st</sup> quarter grantmaking meeting in August.
  - o July 15, 2022: Submission deadline for full applications to be considered at TPF's 1<sup>st</sup> quarter grantmaking meeting in August.
- The Fund's Board of Directors heard a presentation about the newly formed **New Buffalo Area Recreation Authority** from Tony McGhee of Abonmarche and Patrick Donnelly, chair of the authority. TPF applauds this intergovernmental collaboration and looks forward to the good work that will come out of it.
- The Fund recently learned that it was one of 20 organizations selected from throughout Michigan to participate as a host site for the **Community and Economic Development Association of Michigan's 2022-23 AmeriCorps program**. This program will begin in September 2022 and the individual selected will help build capacity to Harbor Country residents and communities! More details will follow in mid-May when we are able to begin recruiting applicants for the position.
- The Pokagon Fund's offices, located at 821 E Buffalo St in New Buffalo, will serve as a **gallery exhibit during Art Attack in Harbor Country's** 28<sup>th</sup> annual event on April 29, 30, and May 1. Several artists from the Pokagon Band of Potawatomi Indians will have their work on display in TPF offices. More information about this exciting community event can be found at its Facebook page:  
<https://www.facebook.com/Art-Attack-112825585417914/>.





# THE POKAGON FUND

# Annual Report

The following report covers The Pokagon Fund's activities from July 1, 2020 through June 30, 2021.

## Board of Directors as of June 30, 2021:

Two Directors selected by the Pokagon Band of Potawatomi Indian's Tribal Council	Kelly Curran, Mark Parrish
One Director selected by the New Buffalo Township Board	Judy Zabicki
One Director selected by the City of New Buffalo City Commission	Brian Flanagan
Three Jointly Selected Directors	Rob Gow, Debbie Schmidt, Deborah Hall-Kayler

## Contributions, Expenses, and Required Allocations

Amount of Contributions Received from Four Winds Casino – New Buffalo	\$1,507,333
Amount of Operating Expenses	\$313,315
Amount of Contributions Allocated to:	
Projects benefiting communities surrounding Pokagon Band Trust Land Consolidation Sites	\$119,402
Discretionary Projects	\$537,308
New Buffalo Township projects	\$250,744
City of New Buffalo	\$167,163
Chikaming Township	\$23,880
Three Oaks Township	\$23,880
New Buffalo School District	\$23,880
Village of Three Oaks	\$11,940
Village of Michiana	\$11,940
Village of Grand Beach	\$11,940
River Valley School District	\$11,940

## Significant Organizational Events:

- Mark Parrish was appointed to The Pokagon Fund Board of Directors by the Pokagon Band of Potawatomi Indians' Tribal Council, occupying the seat formerly held by Andy Jackson.
- Brian Flanagan was appointed to The Pokagon Fund Board of Directors by the City of New Buffalo City Council, occupying the seat formerly held by Liz Ennis.
- Extensive repairs were completed to the Art Gallery in TPF office building because of damage (a large hole) in the rubber membrane roof above it. Carpet replacement throughout the offices also occurred.



# THE POKAGON FUND

## AMOUNT OF GRANTS FUNDS PAID BY TPF IN FY 2020 - 2021, BY GRANTEE

Grantee	Total Grant Funds Paid
A.C.T.I.O.N. Ministries	\$5,000
Berrien Co. Historical Association	\$1,734
Big Brothers Big Sisters Southern Lake Michigan Region	\$2,500
C2 Your Health Women's Initiative, Inc.	\$1,417
Camp Millhouse	\$5,355
CASIE Center	\$3,000
Cass County Council on Aging	\$8,402
Children's Dispensary & Hospital Assoc.	\$8,222
Coastline Children's Film Festival	\$3,000
Dowagiac District Library	\$20,000
Feeding American West Michigan	\$12,000
Girls on the Run Southwest Michigan	\$2,600
Harbert Community Church	\$96,500
Harbor Country Chamber of Commerce	\$4,800
Harbor Country Rotary Foundation	\$4,000
Harbor Country Toys for Tots	\$7,000
Hartford Cooperating Ministries Food Pantry	\$750
Hartford Lions Club	\$3,000
Hartford Public Library	\$20,000
Hartford United Methodist Church	\$2,700
Hoosiers Feeding the Hungry	\$5,000
Logan Community Resources, Inc	\$10,000
New Buffalo Area Schools	\$2,900
New Buffalo Railroad Museum	\$7,000
New Buffalo Sports	\$10,000
New Buffalo Township	\$306,332
The Pokagon Fund (CMC Broadband Data Collection)	\$8,676
The Pokagon Fund (Vision Program)	\$12,297
The Pokagon Fund (New Buffalo Sculpture Beautification Grant)	\$379
The Region of Three Oaks Museum	\$3,000
River Park United Methodist Church	\$2,000
River Valley Senior Center	\$900
School of American Music	\$10,000
Senior Nutrition Services/Meals on Wheels of Southwest Michigan	\$10,000
St. Francis Outreach	\$10,000
St. Joseph Valley Community and Youth Advocacy Assoc.	\$2,000
The Salvation Army- Niles, Mi	\$10,000
United Way of Southwest Michigan	\$6,600
Village of Michiana	\$36,533
Amount of Postsecondary Scholarships Provided to Individuals	\$77,027





Mr. Watson,

It is my pleasure to report some of the highlights from the last month of the Police Department's operations. If you would like additional information on any of these items, please let me know.

- In the last 30 days, the NBPD has taken 87 complaints. Those include 2 assaults, 13 miscellaneous criminal complaints, 4 alarms, and 3 ordinance related incidents.
- Officers were called to 5/3 Bank where a female was attempting to cash a fraudulent check with fake identification. This same subject had been attempting this at other 5/3 banks in the Kalamazoo area and along the I94 corridor, so bank employees were watching for this situation. Officer Capron arrived on scene and took the subject into custody for multiple charges related to the bad check, Identity theft, and drugs. The suspect was a 64 year old female from New York.
- Officers from NBPD worked closely with the FBI to investigate a threat at NBHS. The FBI picked up on suspicious internet postings and activity that spurred the investigation. The investigation quickly focused to a local juvenile that appeared to have no intentions of harm but did not realize the gravity of the items he had posted on line.
- The summer hiring season is getting under way and we are currently looking for additional parking enforcement people. If you know of anyone that is interested please send them our way.

Sincerely,

*Rich Killips*

Richard L Killips  
Chief of Police





# MEMORANDUM

---

To: City Manager, Mayor & Council Members

From: Fire Chief Chris Huston

Date: May 10, 2022

---

Last month the Fire Department held a training meeting on April 21, 2022 and business meeting on May 5, 2022. The Department had a total of 6 fire calls.

May 3, 2022



### MONTHLY WATER REPORT FOR APRIL 2022

Total amount of water treated in month	13,868,000 gals
Average daily pumpage in month	462,000 gals.
Maximum treated for one day	700,000 gals.
Minimum treated for one day	298,000 gals.
Backwash water used in month	187,000 gals.

### COMPARISON BY MONTH AND YEAR

April	2022 (this year) consumption	13,868,000 gals.
April	2021 (last year) consumption	7,562,000 gals.

### CHEMICAL COSTS AND DATA

Chlorine used in month: 337 lbs. @1.4125 / lb.	\$ 476.01
Fluoride used in month: 451 lbs. @ 0.5167 / lb.	\$ 233.03
Aluminum sulfate used in month: 3,957 lbs @ \$0.229/lb	\$. 906.15
Total amount spent on chemicals	\$ 1,615.19
Total amount per million gallons	\$ 116.47

### MAINTENANCE REPORT

1. Exercised generators and checked cathodic protection systems.
2. Dixon Engineering performed One Year Warranty Inspection on coatings for Clearwell @ Water Treatment Plant.
3. Cleaned and made repairs on number 1 & 2 sedimentation and flocculation tanks @ Water Treatment Plant.

### DISTRIBUTION REPORT

1. Set new 1" meter pit assembly @ 121 Franklin Street.
2. Read water meters.
3. Did staking for Miss Dig Systems.
4. Did ons/offers and checked high reading complaints.
5. Did bacteriologic testing for neighboring communities.
6. Collected quarterly samples for EGLE and sent to EGLE lab for analysis.
7. Sent operators for training @ AWWA Spring Regional Meeting.
8. Had budget meeting with City Council.
9. Had numerous water related meetings during month.
10. Worked on information for Reliability Study with Nies Engineering.

**WATER FILTRATION PLANT • 300 MARX DR • NEW BUFFALO, MICHIGAN 49117 •  
269/469-0381 • FAX 269/469-7397**

**FUEL REPORT**

1. Gasoline consumed	121.6 gals.
2. Diesel fuel consumed	0.0 gals.
3. Total fuel consumed	121.6 gals.
4. Average per day	3.9 gals.

**EQUIPMENT USAGE**

Water Department backhoe	0.0 hrs.
Street Department backhoe	0.0 hrs.
Water Department Dump Truck	0.0 hrs.
Other	0.0 hrs.

**BENEFIT MAN HOURS USED DURING MONTH**

*	<u>vacation</u>	<u>personal</u>	<u>sick</u>	<u>total hrs.</u>
Ken Anderson	24.0 T.M. 40.0 YTD	0.0 T.M. 18.0 YTD	0.0 T.M. 0.0 YTD	24.0 T.M. 58.0 YTD
Chris Huston	0 0.0 T.M. 0.0 YTD	2.0 T.M. 8.5 YTD	16.0 T.M. 32.0 YTD	18.0 T.M. 40.5 YTD
Robert Gruener	0.0 T.M. 8.0 YTD	4.0 T.M. 7.25 YTD	2.5 T.M. 2.5 YTD	6.5 T.M. 17.75 YTD
Jeff Johnson	0.0 T.M. 40.0 YTD	8.0 T.M. 22.5 YTD	0.0 T.M. 8.0 YTD	8.0 T.M. 70.5 YTD

\*(T.M. = This Month      YTD = Year-to-date)

**Proposed Work For Month of May 2022**

1. Making new 1" water taps.
2. Doing annual spring hydrant flushing of dead - end mains.
3. Preparing and starting 8" watermain extension on North Drive
4. Repairing or replacing damaged fire hydrants.

Respectfully submitted,

*Kenneth A. Anderson*

Kenneth A. Anderson  
City of New Buffalo  
Water Superintendent



May 10, 2022

To: Parks/Harbor members

As the summer season quickly approaches, the parks department has been doing its best to have things ready for the season.

We are still waiting for approval for the minor dredge permit. We had to apply for a minor permit in order to speed up the process as our maintenance permit takes up to 120 days after submittal. This minor permit will allow us to remove the 2 areas of concern in the federal channel. Once we have approval we can then begin hiring a contractor.

Construction on the Dune Walk has finally begun! TMJ began doing the earth work last week. The anticipated completion date is looking like sometime in August, as materials are still proving to be a challenge to get in a timely fashion.

The beach staff is still proving to be a challenge. To date I have 2 kids hired, and 2 that have expressed interest but not completed paperwork. Sadly, this a huge issue in running the beach. We may have to resort to a plan B where we have shortened hours or we have to use porta johns during the weekdays. The Lifeguard hiring is finally complete, we have 6 lifeguards this season, and they will be working Thursday- Sunday 10-7.

The boardwalk will be installed the week of 5/9, we have begun raking the beach as well in preparation for the summer season. The beach has gotten much larger this season with the drop in the lake levels, which will prove to be a challenge for both the beach staff and the lifeguard staff. We will do our best to keep the beach clean and the patrons safe.

Baseball season has gotten off to a rainy start this year. The fields are in great shape even with all the rain we have had. Hopefully the weather begins to change and the kids can finally get in some playing time.

Routine clean up continue at the remainder of the city parks.

Respectfully submitted,

Kristen D'Amico  
Parks Director



Street Department Monthly Report  
April 2022

Mayor Humphrey and City Council Members,

The following are some of the many things we have accomplished during the month of April.

- ✓ Daily office – Miss Digs, Timesheets, Invoicing, Credit Card reports, special event meeting, Working Well and Budget Meeting til 6:30.
- ✓ Police Dept. – Took Police car #12 to Ford, assist with AC replacement.
- ✓ Water Dept. – Rebuilt water pump, Assit with meter repairs, cut 4 ft colvert.
- ✓ Shop– Check sewer & storm at Madison & Barton. Pick up filters, Sewers on S Berrien, Change tires on drop deck trailer, Fix lock at storage building, Work on mowers, Clean up building for truck parking. Repair trash pumps, Work on GIS mapping, Meet with Lindco on big trucks, Clean storm drains, Leaf bags, Turn on water pumps, Set post for, and put up Stops signs on Bronson, Change Bronson street sign, Dig up drainage hole plugged, Ran to Michigan City, Finished Locks at yellow building, Cut new water hose, Got filters for service on Egit. Service John Deere 430 tractor, Moved mower to yellow building, Storm drains, Street work, R.O.W. permits, Take employee for drug test, Street sweep in toolcat, Tear tool cat apart and order parts, Go get parts in Niles, Remove bad parts cleaned CV shaft and steering knuckles, Replace Battery in Grey F250, Service F150, Put new hose reel on power washer. Reconstructed storm-drain on Clay & Chicago. Gased up vehicles, Picked up pallets of water from Michigan City, Trimmed Trees picked up limbs, Picked up colvert pipe in Three Oaks, Patching, Chipping.
- ✓ Fire Dept – Put dirt down and seeded next to Firestation
- ✓ Parks Dept – Secure pump at the boat launch, Cleaned parking down town by pool house, Service beach rack, Service John Deere loader tracker, Service to mowers, Replace gate post at boat launch, pick up parking lot blocks.

Respectfully Submitted

Josh Bolton  
Crew Leader.





05/13/2022

Dear City Manager Watson,

Code Enforcement Monthly Department Update:

Although this is not an all-inclusive list, please see the following items attended to over this past month.

- **Code Enforcement** – Charter and Ordinance review. Requested update to Charter wording and commission member options due July for the November ballot.
- **Short-Term Rental Program** – Processing STR Applications. Manage calls with buyers/sellers/real estate agents regarding eligibility of properties as STR; introduction of LTR program.
- **Long-Term Rental Program** - Worked with BS&A to set up the LTR permitting and invoicing. Waiting for the Inspection process to be put into place. Program definition and timelines for all rental programs to be evaluated.
- **Business Registration** – Program and inspections to be implemented. Waiting for the Inspection process to be put into place. Evaluate State and Federal inspections/licensing and the impact on City requirements.
- **Paid Parking/Citations/Appeals** – Input Annual Seasonal Beach Passes. Working with Passport Parking to fix inputting error. Annual Seasonal Boat Launch passes added this year. Boat Launch passes are paid via Kiosk. Pay to Park is active and citations are being issued. Appeal management. Parking Enforcement staffing managed by NBPD and Parks director.
- **Administration** – Time spent gathering documents for FOIA's and Attorney review.



Respectfully, Gail Grosse

CODE ENFORCEMENT OFFICER

Meeting, Ordinance, and Zoning Information available: [www.cityofnewbuffalo.org](http://www.cityofnewbuffalo.org)



To: Mayor Humphrey and Council  
Re: Treasurer's Monthly Report  
Date: May 10, 2022

Please find attached the following items for your review:

- A. Summary of Payables as of today.
- B. Statements from:
  - Abonmarche
  - The Curcio Law Firm
  - Nies Engineering
- C. Invoice Approval List by Fund
- D. Revenue/Expenditure Report

Please do not hesitate to contact me should you have questions or need additional information.

Kind regards,

*Kate Vyskocil*

Kate Vyskocil, MBA, MiCPT  
Treasurer

BANK CODE: POOL CHECK DATE: 05/10/2022 INVOICE PAY DATE FROM 05/10/2022 TO 05/10/2022

Check Date	Bank	Check #	Vendor Code	Vendor Name	Amount	# Invoices
05/10/2022	POOL	00000042657	4826	A CLEAN GETAWAY CLEANING LLC	1,120.00	1
05/10/2022	POOL	00000042658	2862	ABONMARCHE CONSULTANTS INC	3,077.49	3
05/10/2022	POOL	00000042659	1004	ALEXANDER CHEMICAL CORP	5,148.64	2
05/10/2022	POOL	00000042660	3490	AMERICAN SAFETY & FIRST AID	24.73	1
05/10/2022	POOL	00000042661	2038	ANDERSON, KENNETH	50.00	1
05/10/2022	POOL	00000042662	3608	ART & IMAGE	851.43	2
05/10/2022	POOL	00000042663	1083	AT&T	578.18	1
05/10/2022	POOL	00000042664	4974	BEACON ATHLETICS	810.00	1
05/10/2022	POOL	00000042665	MISC	BERGER, CARIE	25.00	1
05/10/2022	POOL	00000042666	1013	BERRIEN COUNTY TREASURER	1,039.80	1
05/10/2022	POOL	00000042667	4298	BOLTON, JOSHUA	50.00	1
05/10/2022	POOL	00000042668	5009	BRIAN BENNETT	69.92	1
05/10/2022	POOL	00000042669	4091	BURIAN, RENALD	1,770.00	1
05/10/2022	POOL	00000042670	4534	CDW GOVERNMENT	373.36	1
05/10/2022	POOL	00000042671	4712	CHARLES NICHOLAS CURCIO	2,458.00	1
05/10/2022	POOL	00000042672	4991	COURTNEY SEVERN	375.00	1
05/10/2022	POOL	00000042673	4462	D'AMICO KRISTEN	50.00	1
05/10/2022	POOL	00000042674	5007	DAVE CAPRON	375.00	1
05/10/2022	POOL	00000042675	4782	DOMESTIC UNIFORM RENTALS	1,107.58	12
05/10/2022	POOL	00000042676	4068	ELAN CORP. PAYMENT SYSTEMS	4,410.22	1
05/10/2022	POOL	00000042677	4936	ESRI INC	1,500.00	1
05/10/2022	POOL	00000042678	1047	ETNA SUPPLY COMPANY	9,224.08	5
05/10/2022	POOL	00000042679	4745	EVOQUA WATER TECHNOLOGIES	1,104.00	1
05/10/2022	POOL	00000042680	3677	FEDEX	14.98	1
05/10/2022	POOL	00000042681	1055	FRANKLIN PEST CONTROL	297.00	2
05/10/2022	POOL	00000042682	5004	GREEN KINGS LAWN CARE	750.00	1
05/10/2022	POOL	00000042683	3639	GRIMMETT, JASON	375.00	1
05/10/2022	POOL	00000042684	4767	GROSSE, GAIL	7.42	1
05/10/2022	POOL	00000042685	3529	GRUENER, ROBERT	50.00	1
05/10/2022	POOL	00000042686	4356	HOCKENHULL, DAVID	545.51	2
05/10/2022	POOL	00000042687	3678	HUSTON, CHRISTOPHER	50.00	1
05/10/2022	POOL	00000042688	1073	INDIANA MICHIGAN POWER	1,825.08	1
05/10/2022	POOL	00000042689	4173	INTEGRA CERT. DOCUMENT DESTRUCTION	44.10	1
05/10/2022	POOL	00000042690	4693	J. P. GILLEN & ASSOCIATES/EDGE IT	3,350.00	1
05/10/2022	POOL	00000042691	3531	JOHNSON, JEFFREY	50.00	1
05/10/2022	POOL	00000042692	4639	KIESLER POLICE SUPPLY	907.00	1
05/10/2022	POOL	00000042693	4627	KILLIPS, RICHARD	375.00	1
05/10/2022	POOL	00000042694	2541	LAKE MICHIGAN COLLEGE	1,500.00	1
05/10/2022	POOL	00000042695	4978	LAPORTE CO HERALD DISPATCH	904.42	2
05/10/2022	POOL	00000042696	4995	LINDE GAS & EQUIPMENT INC	103.69	1
05/10/2022	POOL	00000042697	3382	MEDIC 1	9,654.75	1
05/10/2022	POOL	00000042698	3524	MENARDS	616.79	2
05/10/2022	POOL	00000042699	4829	MIDWEST PUBLIC SAFETY	10,544.00	1
05/10/2022	POOL	00000042700	1184	MML - WORKERS COMPENSATION FUND	7,907.02	1
05/10/2022	POOL	00000042701	4919	NATHANIEL VOYTOVICK	375.00	1
05/10/2022	POOL	00000042702	1113	NEW BUFFALO AREA SCHOOLS	2,695.17	1
05/10/2022	POOL	00000042703	2032	NEW BUFFALO TOWNSHIP	5,000.00	1
05/10/2022	POOL	00000042704	2820	NIES ENGINEERING	1,352.36	1
05/10/2022	POOL	00000042705	4550	OCCUSCREEN, LLC	132.00	2
05/10/2022	POOL	00000042706	1100	PARRETT COMPANY	104.82	1
05/10/2022	POOL	00000042707	2085	PINE GROVE CEMETERY AUTHORITY	2,500.00	1
05/10/2022	POOL	00000042708	4684	PRIDE THE PORTABLE TOILET COMPANY	690.00	3
05/10/2022	POOL	00000042709	2806	PRINTING SYSTEMS	415.91	2
05/10/2022	POOL	00000042710	4650	PRO SAFETY INNOVATONS	427.00	1
05/10/2022	POOL	00000042711	MISC	RIPLEY, TRACY	25.00	1
05/10/2022	POOL	00000042712	3501	RUNKLE ELECTRIC	425.00	1
05/10/2022	POOL	00000042713	4703	SAFEBUILT LLC	13,107.83	1
05/10/2022	POOL	00000042714	1084	SEMCO ENERGY GAS CO.	3,672.90	1



## CHECK PROOF

Page: 2/2

BANK CODE: POOL CHECK DATE: 05/10/2022 INVOICE PAY DATE FROM 05/10/2022 TO 05/10/2022

Check Date	Bank	Check #	Vendor Code	Vendor Name	Amount	# Invoices
05/10/2022	POOL	00000042715	4994	SOUTH COVE ASSOCIATION	897.10	2
05/10/2022	POOL	00000042716	3156	STAPLES	530.90	1
05/10/2022	POOL	00000042717	4186	STAR UNIFORMS	483.40	3
05/10/2022	POOL	00000042718	3497	STATE OF MICHIGAN DEQ	723.00	1
05/10/2022	POOL	00000042719	4758	STEPHEN EVANS/ E.I. CONSTRUCTION	468.00	2
05/10/2022	POOL	00000042720	4153	TILLERY, RUSSELL	425.00	2
05/10/2022	POOL	00000042721	2599	TWIN CITY AWARDS & TROPHIES	24.00	1
05/10/2022	POOL	00000042722	2969	USA BLUEBOOK	2,911.03	8
05/10/2022	POOL	00000042723	4350	VERSAW EARTHWORKS LLC	2,230.00	2
05/10/2022	POOL	00000042724	4941	VILLWOCKS OUTDOOR LIVING, INC.	99.00	1
05/10/2022	POOL	00000042725	4487	VYSKOCIL, KATHRYN	50.00	1
05/10/2022	POOL	00000042726	3614	WORKING WELL	275.00	1
05/10/2022	POOL	00000042727	4351	ZDANIS PHOTOGRAPHY (PAUL ZDANIS)	60.00	1

Num Checks: 71

Num Stubs: 0

Num Invoices: 111

Total Amount: 115,563.61



*Watson  
4/25/2022*

Engineering • Architecture • Land Surveying

**CITY OF NEW BUFFALO**

Attn: Kate Vyskocil  
City Hall  
224 W. Buffalo Street  
New Buffalo, MI 49117

**INVOICE**

No. 140053  
04/18/2022

**19-0636 As-Needed Public Works and Parks Technical Assistance**

Project Manager: Anthony C. McGhee

Finalize Norton Street Sewer Options and write recommendation memo to Council.

Invoice Amount \$500.00

*All invoices are due upon receipt. After 30 days, interest of 1.5% per month will be added to any unpaid balance.*

*If, upon receipt of an invoice from Abonmarche, the client has any questions, or if there are any discrepancies in the invoice, the Client shall identify the issue in writing within ten (10) days of its receipt. If no written objection is made within the ten (10) day period, any such objection shall be deemed waived.*

Please remit to **Abonmarche Consultants, Inc.**  
**PO Box 1088**  
**Benton Harbor, MI 49023**

RECEIVED

APR 21 2022

CITY OF NEW BUFFALO



RECEIVED  
 APR 29 2022  
 CITY OF NEW BUFFALO

Engineering • Architecture • Land Surveying

**CITY OF NEW BUFFALO**

Attn: Darwin Watson  
 City Hall  
 224 W. Buffalo Street  
 New Buffalo, MI 49117

*D. Watson  
 5/2/2022*

**INVOICE**

No. 140104  
 04/26/2022

**21-0069 Sediment Control Feasibility Study**

Project Manager: Michael C Morphey

Engineering Services through 3/31/2022

	Contract Amount	Previously Invoiced	Current Invoice	Remaining Contract
200 Initial Feasibility Study	\$4,800.00	\$4,800.00	\$0.00	\$0.00
250 Topographic & Boundary Survey	\$2,500.00	\$2,500.00	\$0.00	\$0.00
450 Pre-Application Mtg & EGLE Coord.	\$1,400.00	\$1,400.00	\$0.00	\$0.00
455 SESC Permitting	\$6,800.00	\$6,789.00	\$0.00	\$11.00
500 Final Design & Bid Package	\$7,500.00	\$7,500.00	\$0.00	\$0.00
540 Bidding & Contracting Assistance	\$2,600.00	\$815.00	\$1,785.00	\$0.00
700 Construction Admin (Part Time) and Staking	\$5,400.00	\$0.00	\$0.00	\$5,400.00
950 Reimbursables	\$1,125.00	\$1,125.00	\$293.99	(\$293.99)

Herald Palladium Ad - \$ 293.99

*101-265-946.3*

Totals: \$32,125.00 \$24,929.00 \$2,078.99 \$5,117.01

**Invoice Amount**

**\$2,078.99**

*All invoices are due upon receipt. After 30 days, interest of 1.5% per month will be added to any unpaid balance.*

*If, upon receipt of an invoice from Abonmarche, the client has any questions, or if there are any discrepancies in the invoice, the Client shall identify the issue in writing within ten (10) days of its receipt. If no written objection is made within the ten (10) day period, any such objection shall be deemed waived.*

Please remit to **Abonmarche Consultants, Inc.**  
**PO Box 1088**  
**Benton Harbor, MI 49023**

Benton Harbor, MI 269.927.2295 South Bend, IN 574.232.8700 Portage, MI 269.447.1088 Lafayette, IN 765.234.0099 Valparaiso, IN 219.850.4624 Grand Haven, MI 616.847.4070 Fort Wayne, IN 260.218.2500 Hobart, IN 219.947.2568 Goshen, IN 574.533.9913

RECEIVED

APR 29 2022

CITY OF NEW BUFFALO



Engineering • Architecture • Land Surveying

CITY OF NEW BUFFALO

Attn: Darwin Watson  
City Hall  
224 W. Buffalo Street  
New Buffalo, MI 49117

INVOICE

No. 140105  
04/26/2022

21-1638 Whittaker Shoreline

Project Manager: Michael C Morphey

Engineering Services through 3/31/2022:

	Contract Amount	Previously Invoiced	Current Invoice	Remaining Contract
250 Topographic Survey	\$4,700.00	\$4,700.00	\$0.00	\$0.00
255 Boundary Evaluation	\$2,800.00	\$1,069.00	\$0.00	\$1,731.00
400 Preliminary Engineering	\$17,500.00	\$15,512.75	\$1,987.25	\$0.00
450 Pre-Application Meeting	\$1,500.00	\$1,500.00	\$0.00	\$0.00
451 Joint Permit Application	\$4,000.00	\$2,892.50	\$1,107.50	\$0.00
452 Permit Processing	\$3,000.00	\$102.00	\$500.00	\$2,398.00
950 Reimbursables	\$306.00	\$306.00	\$0.00	\$0.00
960 Bathymetric Survey	\$5,800.00	\$4,369.25	\$0.00	\$1,430.75
961 Soil Borings/Geotechnical	\$8,600.00	\$8,600.00	\$0.00	\$0.00
Totals:	\$48,206.00	\$39,051.50	\$3,594.75	\$5,559.75

Invoice Amount

\$3,594.75

All invoices are due upon receipt. After 30 days, interest of 1.5% per month will be added to any unpaid balance.

If, upon receipt of an invoice from Abonmarche, the client has any questions, or if there are any discrepancies in the invoice, the Client shall identify the issue in writing within ten (10) days of its receipt. If no written objection is made within the ten (10) day period, any such objection shall be deemed waived.

Please remit to **Abonmarche Consultants, Inc.**  
**PO Box 1088**  
**Benton Harbor, MI 49023**





✓ All Watson  
4/18/2022

Engineering • Architecture • Land Surveying

**CITY OF NEW BUFFALO**

Attn: Kate Vyskocil  
City Hall  
224 W. Buffalo Street  
New Buffalo, MI 49117

**INVOICE**

No. 140031  
04/15/2022

**20-1445                      New Buffalo Dune Walk**

Project Manager: Thomas R Runkle

Contract award finalization and notice to Contractor, submittal reviews. Professional services completed through 3/31/2022.

	Contract Amount	Previously Invoiced	Current Invoice	Remaining Contract
400 Preliminary Design	\$22,300.00	\$22,300.00	\$0.00	\$0.00
500 Final Design	\$24,500.00	\$24,500.00	\$0.00	\$0.00
540 Bidding & Negotiation	\$3,000.00	\$3,000.00	\$0.00	\$0.00
600 Construction Administration	\$7,500.00	\$872.75	\$498.50	\$6,128.75
950 Reimbursable Expenses	\$1,029.86	\$1,029.86	\$0.00	\$0.00
Totals:	\$58,329.86	\$51,702.61	\$498.50	\$6,128.75

**Invoice Amount**

**\$498.50**

105-670-946-2

*All invoices are due upon receipt. After 30 days, interest of 1.5% per month will be added to any unpaid balance.*

*If, upon receipt of an invoice from Abonmarche, the client has any questions, or if there are any discrepancies in the invoice, the Client shall identify the issue in writing within ten (10) days of its receipt. If no written objection is made within the ten (10) day period, any such objection shall be deemed waived.*

Please remit to **Abonmarche Consultants, Inc.**  
**PO Box 1088**  
**Benton Harbor, MI 49023**

**RECEIVED**

**APR 18 2022**

**CITY OF NEW BUFFALO**

# C|L|F

THE CURCIO LAW FIRM

16905 Birchview Drive  
Nunica, Michigan 49448

City of New Buffalo  
224 West Buffalo Street New  
Buffalo, MI 49117

7-00001-NB - General


*cont'd  
2/2*

## INVOICE

Invoice # 458  
Date: 05/01/2022  
Due Upon Receipt

*Walter  
5/2/2022*

Invoice Number	Services Commencing	Services Through	Service Fee
458	4/1/22	4/30/22	\$2,458.00



**Invoice No.:** 20-549-00-7

*For:* City of New Buffalo  
 224 W. Buffalo St.  
 New Buffalo, MI 49117

**20-549**

Service Period Through: Apr 22 2022

Printed: Apr 26 2022

**2020 General Plan Updates**

<b>20-549-01 Design</b>			
<i>Staff</i>	<i>Rate</i>	<i>Hours</i>	<i>Amount</i>
Howard Jones	Basic: \$155.000	7.5	\$1,162.50
	Overtime: \$155.000		\$0.00
Marcel Lopez	Basic: \$45.000	4	\$180.00
	Overtime: \$45.000		\$0.00
Vehicle Expense	Basic:		\$0.00
	Overtime:		\$0.00
Mileage	17 miles	\$0.58	\$9.86
Summary for : 20-549-01: Hourly:		\$1,342.50	Expenses: \$9.86
Sub-Total:			<b>\$1,352.36</b>

**Summary for Job Group: 20-549**

Please remit payment of:  
 One Thousand Three Hundred Fifty Two Dollars And Thirty Six Cents

To: NIES Engineering, Inc.  
 2421 173rd Street,  
 Hammond, IN 46323

Payment Terms: Net 30 Days

*Basic:* \$1,342.50  
*Overtime:* \$0.00  
  
*Sub-Total:* \$1,342.50  
  
*Total Expenses:* \$9.86

**Invoice Grand Total: \$1,352.36**

*Thank You for your Business*

INVOICE GL DISTRIBUTION REPORT  
 POST DATES 04/13/2022 - 05/10/2022  
 BOTH JOURNALIZED AND UNJOURNALIZED  
 BOTH OPEN AND PAID

GL Number	Invoice Date	Vendor	Invoice Desc.	Invoice	Due Date	Amount	check #
Fund 101 GENERAL FUND							
Dept 000							
101-000-033.000	04/26/22	RUSSIAN FERRO-ALLOYS INC	UB refund for account: 0000001603	042622	05/10/22	20.99	42651
						<u>20.99</u>	
Total For Dept 000							
Dept 101 LEGISLATIVE							
101-101-724.200	04/25/22	MML - WORKERS COMPENSATION FUND	1ST INSTALLMENT MML WORKERS COMP 7/	042522	05/10/22	7.57	42700
101-101-756.000	04/01/22	ELAN CORP. PAYMENT SYSTEMS	CITY CREDIT CARD/04/01/22	4715110301872797	05/10/22	585.58	42676
101-101-801.200	04/01/22	ELAN CORP. PAYMENT SYSTEMS	CITY CREDIT CARD/04/01/22	4715110301872797	05/10/22	36.00	42676
101-101-900.000	04/01/22	LAPORTE CO HERALD DISPATCH	PRINTING AND PUBLISHING	70019196/04/22	05/10/22	132.94	42695
101-101-910.200	05/04/22	LAKE MICHIGAN COLLEGE	J. HUMPHREY LEADERSHIP COURSE FEE	POKEFUN	05/10/22	1,500.00	42694
						<u>2,262.09</u>	
Total For Dept 101 LEGISLATIVE							
Dept 172 EXECUTIVE							
101-172-716.000	04/19/22	BLUE CROSS BLUE SHIELD OF MICHIGAN	BLUE CROSS PPO 500 PLAN APRIL 2022	041922	05/10/22	1,267.15	42645
101-172-724.200	04/25/22	MML - WORKERS COMPENSATION FUND	1ST INSTALLMENT MML WORKERS COMP 7/	042522	05/10/22	133.09	42700
101-172-850.200	03/24/22	VERIZON WIRELESS	TELEPHONE/03/24/22-04-23/22	9904840794	05/10/22	41.05	42656
						<u>1,441.29</u>	
Total For Dept 172 EXECUTIVE							
Dept 215 CLERK							
101-215-718.000	04/19/22	BLUE CROSS BLUE SHIELD OF MICHIGAN	BLUE CROSS PPO 500 PLAN APRIL 2022	041922	05/10/22	1,509.98	42645
101-215-724.200	04/25/22	MML - WORKERS COMPENSATION FUND	1ST INSTALLMENT MML WORKERS COMP 7/	042522	05/10/22	73.24	42700
101-215-752.200	04/01/22	ELAN CORP. PAYMENT SYSTEMS	CITY CREDIT CARD/04/01/22	4715110301872797	05/10/22	54.99	42676
						<u>1,638.21</u>	
Total For Dept 215 CLERK							
Dept 253 TREASURER							
101-253-718.000	04/19/22	BLUE CROSS BLUE SHIELD OF MICHIGAN	BLUE CROSS PPO 500 PLAN APRIL 2022	041922	05/10/22	1,320.70	42645
101-253-724.200	04/25/22	MML - WORKERS COMPENSATION FUND	1ST INSTALLMENT MML WORKERS COMP 7/	042522	05/10/22	73.24	42700
101-253-851.200	04/20/22	FEDEX	SERVICE CHARGE LATE PAYMENT/TREASURER	962374433	05/10/22	14.98	42680
101-253-853.000	05/01/22	VYSKOCIL, KATHRYN	PHONE STIPEND/VYSKOCIL/05/01/22	05/01/22	05/10/22	50.00	42725
101-253-934.000	04/13/22	CDW GOVERNMENT	MONITORS/UTILITY OFFICE	V889399	05/10/22	373.36	42670
						<u>1,832.28</u>	
Total For Dept 253 TREASURER							
Dept 262 ELECTIONS							
101-262-900.000	03/03/22	PRINTING SYSTEMS	BALLOTT ENVELOPES/ELECTIONS	22262	05/10/22	214.91	42709
101-262-900.000	03/03/22	PRINTING SYSTEMS	BALLOT RETURN ENVELOPES/ELECTIONS	222624	05/10/22	201.00	42709
						<u>415.91</u>	
Total For Dept 262 ELECTIONS							
Dept 265 GENERAL GOVERNMENT							
101-265-718.000	04/19/22	BLUE CROSS BLUE SHIELD OF MICHIGAN	BLUE CROSS PPO 500 PLAN APRIL 2022	041922	05/10/22	2,334.35	42645
101-265-724.200	04/25/22	MML - WORKERS COMPENSATION FUND	1ST INSTALLMENT MML WORKERS COMP 7/	042522	05/10/22	92.92	42700
101-265-752.200	04/09/22	STAPLES	OFFICE SUPPLIES/FIRE/GEN GOV/04/202	6035517820074317	05/10/22	234.91	42716
101-265-752.200	04/01/22	ELAN CORP. PAYMENT SYSTEMS	CITY CREDIT CARD/04/01/22	4715110301872797	05/10/22	456.64	42676
101-265-756.000	04/01/22	ELAN CORP. PAYMENT SYSTEMS	CITY CREDIT CARD/04/01/22	4715110301872797	05/10/22	135.30	42676
101-265-759.200	04/01/22	NEW BUFFALO AREA SCHOOLS	NB AREA SCHOOLS GASOLINE/04/01/22-0	594	05/10/22	2.86	42702
101-265-831.000	04/25/22	SOUTH COVE ASSOCIATION	BOAT SLIP ASSESSMENT JULY 2022 THR	042522	05/10/22	797.10	42715
101-265-831.000	04/27/22	NEW BUFFALO RECREATIONAL AUTHORITY	RECREATIONAL AUTHORITY MEMBERSHIP	042722	05/10/22	5,000.00	42650
101-265-854.200	03/24/22	VERIZON WIRELESS	TELEPHONE/03/24/22-04-23/22	9904840794	05/10/22	150.01	42656
101-265-900.000	03/27/22	LAPORTE CO HERALD DISPATCH	NEWSPAPER NOTIFICATIONS	00002873/3/22	05/10/22	133.95	42695
101-265-924.200	03/05/22	INDIANA MICHIGAN POWER	ELECTRIC/GEN GOV/POLICE/03/05/22-04	04342433929-3/22	05/10/22	424.55	42626
101-265-924.200	02/24/22	SEMCO ENERGY GAS CO.	SEMCO/02/24/22-03/25/22	04/13/22	05/10/22	280.34	42632
101-265-924.200	03/28/22	SEMCO ENERGY GAS CO.	SEMCO/03/28/22-04/27/22	03/28/22	05/10/22	277.47	42714
101-265-930.300	03/07/22	NEW BUFFALO HARDWARE	CHAIR WALL DOOR STOP/GEN GOV	A232559	05/10/22	8.79	42638
101-265-930.300	04/06/22	DOMESTIC UNIFORM RENTALS	BUILDING SUPPLIES/GEN GOV/04/06/22	0406229505	05/10/22	160.85	42675
101-265-930.300	04/20/22	DOMESTIC UNIFORM RENTALS	BUILDING SUPPLIES/GEN GOV/04/20/22	0420229505	05/10/22	160.85	42675



INVOICE GL DISTRIBUTION REPORT  
 POST DATES 04/13/2022 - 05/10/2022  
 BOTH JOURNALIZED AND UNJOURNALIZED  
 BOTH OPEN AND PAID

GL Number	Invoice Date	Vendor	Invoice Desc.	Invoice	Due Date	Amount	check #
Fund 101 GENERAL FUND							
Dept 265 GENERAL GOVERNMENT							
101-265-930.300	05/10/22	A CLEAN GETAWAY CLEANING LLC	CLEANING SERVICES APRIL 18-MAY 15TH	5652	05/10/22	1,120.00	42657
101-265-930.300	04/12/22	FRANKLIN PEST CONTROL	PEST CONTROL/GEN GOV	3009180	05/10/22	162.00	42681
101-265-930.400	01/12/22	VILLWOCKS OUTDOOR LIVING, INC.	IRRIGATION WINTERIZATION/GEN GOV	51196	05/10/22	99.00	42724
101-265-933.000	04/29/22	J. P. GILLEN & ASSOCIATES/EDGE	IT SERVICES MARCH 2022	1476	05/10/22	3,350.00	42690
101-265-946.300	04/25/22	ABONMARCHE CONSULTANTS INC	NORTON ST SEWER OPTIONS	140053	05/10/22	500.00	42658
101-265-946.300	04/29/22	ABONMARCHE CONSULTANTS INC	SEDIMENT CONTROL FEASIBILITY STUDY	140104	05/10/22	2,078.99	42658
101-265-955.850	04/01/22	ELAN CORP. PAYMENT SYSTEMS	CITY CREDIT CARD/04/01/22	4715110301872797	05/10/22	5.00	42676
101-265-956.200	04/19/22	SCHULTZ, FRED	HEALTH INSURANCE REFUND--GOING ON M	042122	05/10/22	312.17	42648
101-265-956.200	04/19/22	SOUTH COVE ASSOCIATION	REFUND ON COMMUNITY ROOM RENTAL NOT	041922	05/10/22	100.00	42715
101-265-956.200	04/25/22	BERRIEN COUNTY TREASURER	TAX ADJUSTMENT FOR 2020	12000	05/10/22	1,039.80	42666
Total For Dept 265 GENERAL GOVERNMENT						19,417.85	
Dept 266 ATTORNEY							
101-266-826.400	04/29/22	CHARLES NICHOLAS CURCIO	LEGAL SERVICES APRIL 2022	458	05/10/22	2,260.00	42671
101-266-826.500	04/29/22	CHARLES NICHOLAS CURCIO	LEGAL SERVICES APRIL 2022	458	05/10/22	198.00	42671
Total For Dept 266 ATTORNEY						2,458.00	
Dept 301 POLICE							
101-301-718.000	04/19/22	BLUE CROSS BLUE SHIELD OF MICH	HEALTH INSURANCE--PPO 1000 PLAN MAY	041822	05/10/22	1,756.48	42644
101-301-718.000	04/19/22	BLUE CROSS BLUE SHIELD OF MICH	BLUE CROSS PPO 500 PLAN APRIL 2022	041922	05/10/22	9,959.78	42645
101-301-724.200	04/25/22	MML - WORKERS COMPENSATION FUND	1ST INSTALLMENT MML WORKERS COMP 7/	042522	05/10/22	2,486.73	42700
101-301-756.000	04/22/22	AMERICAN SAFETY & FIRST AID	FIRST AID SUPPLIES/POLICE	714323-IN	05/10/22	24.73	42660
101-301-756.000	04/01/22	ELAN CORP. PAYMENT SYSTEMS	CITY CREDIT CARD/04/01/22	4715110301872797	05/10/22	474.37	42676
101-301-759.200	04/01/22	NEW BUFFALO AREA SCHOOLS	NB AREA SCHOOLS GASOLINE/04/01/22-0	594	05/10/22	1,352.22	42702
101-301-768.000	05/01/22	COURTNEY SEVERN	DRY CLEANING/SEVERN/POLICE/05/01/22	05/01/22	05/10/22	375.00	42672
101-301-768.000	05/01/22	DAVE CAPRON	DRY CLEANING/CAPRON/POLICE/05/01/22	05/01/22	05/10/22	375.00	42674
101-301-768.000	05/01/22	GRIMMETT, JASON	DRY CLEANING/GRIMMETT/POLICE/05/01/	05/01/22	05/10/22	375.00	42683
101-301-768.000	05/01/22	HOCKENHULL, DAVID	DRY CLEANING/HOCKENHULL/POLICE/05/0	05/01/22	05/10/22	375.00	42686
101-301-768.000	05/01/22	KILLIPS, RICHARD	DRY CLEANING/KILLIPS/POLICE/05/01/2	05/01/22	05/10/22	375.00	42693
101-301-768.000	05/01/22	NATHANIEL VOYTOVICK	DRY CLEANING/VOYTOVICK/POLICE/05/01	05/01/22	05/10/22	375.00	42701
101-301-768.000	05/01/22	TILLERY, RUSSELL	DRY CLEANING/TILLERY/POLICE/05/01/2	05/01/2022	05/10/22	375.00	42720
101-301-768.000	04/20/22	STAR UNIFORMS	NAME BAR/POLICE	34952-1	05/10/22	20.00	42717
101-301-768.000	05/02/22	STAR UNIFORMS	UNIFORMS/POLICE	184922	05/10/22	321.00	42717
101-301-768.000	04/01/22	ELAN CORP. PAYMENT SYSTEMS	CITY CREDIT CARD/04/01/22	4715110301872797	05/10/22	68.99	42676
101-301-768.100	04/25/22	KIESLER POLICE SUPPLY	NIGHT SITES/POLICE	IN189810	05/10/22	907.00	42692
101-301-770.200	04/25/22	STAR UNIFORMS	SAFETY VESTS/HANDCUFFS/POLICE	182372	05/10/22	142.40	42717
101-301-801.200	04/28/22	OCCUSCREEN, LLC	NEW HIRE SCREENING/POLICE	187514-1	05/10/22	70.00	42705
101-301-801.200	04/25/22	INTEGRA CERT. DOCUMENT DESTRUC	DOCUMENT DESTRUCTION/POLICE	0029048499	05/10/22	44.10	42689
101-301-801.200	04/25/22	ZDANIS PHOTOGRAPHY (PAUL ZDAN)	2 PHOTO FILES/POLICE	04/25/22	05/10/22	60.00	42727
101-301-801.200	04/30/22	WORKING WELL	DRUG SCREENINGS/BEACH/LIFEGUARD/POL	00380441-00	05/10/22	40.00	42726
101-301-850.200	05/01/22	TILLERY, RUSSELL	PHONE STIPEND/TILLERY/05/01/22	05/01/22	05/10/22	50.00	42720
101-301-850.200	04/06/22	FIRSTNET/AT&T MOBILITY	PHONE/POLICE/04/2022	287313439546-4/2/	05/10/22	109.21	42654
101-301-850.200	03/24/22	VERIZON WIRELESS	TELEPHONE/03/24/22-04-23/22	9904840794	05/10/22	195.12	42656
101-301-910.200	04/25/22	BRIAN BENNETT	MEAL REFUND FOR EDUCATION AND TRAIN	04/25/22	05/10/22	69.92	42668
101-301-910.200	05/04/22	HOCKENHULL, DAVID	EXPENSE REIMB POLICE TRAINING	05052022	05/10/22	170.51	42686
101-301-910.200	04/01/22	ELAN CORP. PAYMENT SYSTEMS	CITY CREDIT CARD/04/01/22	4715110301872797	05/10/22	40.00	42676
101-301-924.200	03/05/22	INDIANA MICHIGAN POWER	ELECTRIC/GEN GOV/POLICE/03/05/22-04	04342433929-3/22	05/10/22	424.56	42626
101-301-924.200	02/24/22	SEMCO ENERGY GAS CO.	SEMCO/02/24/22-03/25/22	04/13/22	05/10/22	280.34	42632
101-301-924.200	03/28/22	SEMCO ENERGY GAS CO.	SEMCO/03/28/22-04/27/22	03/28/22	05/10/22	277.47	42714
101-301-930.300	04/06/22	DOMESTIC UNIFORM RENTALS	BUILDING SUPPLIES/POLICE/04/06/22	0406229705	05/10/22	110.00	42675
101-301-930.300	04/20/22	DOMESTIC UNIFORM RENTALS	BUILDING SUPPLIES/POLICE/04/20/22	0420229705	05/10/22	110.00	42675
101-301-931.800	04/01/22	ELAN CORP. PAYMENT SYSTEMS	CITY CREDIT CARD/04/01/22	4715110301872797	05/10/22	189.95	42676
101-301-934.000	04/25/22	PRO SAFETY INNOVATONS	BATTERY/POLICE	2202	05/10/22	427.00	42710

INVOICE GL DISTRIBUTION REPORT  
 POST DATES 04/13/2022 - 05/10/2022  
 BOTH JOURNALIZED AND UNJOURNALIZED  
 BOTH OPEN AND PAID

GL Number	Invoice Date	Vendor	Invoice Desc.	Invoice	Due Date	Amount	check #
Fund 101 GENERAL FUND							
Dept 301 POLICE							
101-301-934.000	04/01/22	ELAN CORP. PAYMENT SYSTEMS	CITY CREDIT CARD/04/01/22	4715110301872797	05/10/22	157.04	42676
101-301-934.400	04/01/22	ELAN CORP. PAYMENT SYSTEMS	CITY CREDIT CARD/04/01/22	4715110301872797	05/10/22	171.95	42676
101-301-940.900	04/19/22	PARRETT COMPANY	PRINTER RENTAL/POLICE	64260	05/10/22	104.82	42706
101-301-979.000	04/18/22	MIDWEST PUBLIC SAFETY	POLICE CAR COMPUTERS, VIDEO & BODY	215	05/10/22	10,544.00	42699
101-301-983.000	05/04/22	ENTERPRISE FM TRUST	VEHICLE LEASES MAY 2022	2698	05/10/22	558.97	42655
Total For Dept 301 POLICE						34,343.66	
Dept 336 FIRE							
101-336-724.200	04/25/22	MML - WORKERS COMPENSATION FUND	1ST INSTALLMENT MML WORKERS COMP 7/	042522	05/10/22	257.82	42700
101-336-756.000	04/01/22	ELAN CORP. PAYMENT SYSTEMS	CITY CREDIT CARD/04/01/22	4715110301872797	05/10/22	467.98	42676
101-336-759.200	04/01/22	NEW BUFFALO AREA SCHOOLS	NB AREA SCHOOLS GASOLINE/04/01/22-0	594	05/10/22	132.30	42702
101-336-770.200	04/09/22	STAPLES	OFFICE SUPPLIES/FIRE/GEN GOV/04/202	6035517820074317	05/10/22	295.99	42716
101-336-801.200	05/01/22	NEW BUFFALO TOWNSHIP	CONTRACTED FIRE SERVICE/05/01/22-05	05/01/22	05/10/22	5,000.00	42703
101-336-850.200	05/01/22	HUSTON, CHRISTOPHER	PHONE STIPEND/HUSTON/05/01/22	05/01/22	05/10/22	50.00	42687
101-336-900.000	03/27/22	LAPORTE CO HERALD DISPATCH	NEWSPAPER NOTIFICATIONS	00002873/3/22	05/10/22	225.00	42695
101-336-924.200	03/08/22	INDIANA MICHIGAN POWER	ELECTRIC/FIRE/03/08/22-04/05/22	04031410105-3/22	05/10/22	161.90	42626
101-336-924.200	02/24/22	SEMCO ENERGY GAS CO.	SEMCO/02/24/22-03/25/22	04/13/22	05/10/22	348.88	42632
101-336-924.200	04/19/22	COMCAST	COMCAST FIRE DEPT	041922	05/12/22	279.94	42641
101-336-930.300	04/05/22	FRANKLIN PEST CONTROL	PEST CONTROL/FIRE	3009924	05/10/22	135.00	42681
101-336-932.900	04/13/22	RIDGE AUTO PARTS	OIL/FIRE	450308	06/14/22	21.96	
101-336-932.900	04/05/22	RIDGE AUTO PARTS	OIL/FIRE	449943	06/14/22	16.47	
Total For Dept 336 FIRE						7,393.24	
Dept 371 INSPECTION SERVICES							
101-371-716.000	04/19/22	BLUE CROSS BLUE SHIELD OF MICHIGAN	BLUE CROSS PPO 500 PLAN APRIL 2022	041922	05/10/22	819.00	42645
101-371-751.000	04/01/22	NEW BUFFALO AREA SCHOOLS	NB AREA SCHOOLS GASOLINE/04/01/22-0	594	05/10/22	2.84	42702
101-371-820.000	03/01/22	SAFEBUILT LLC	SAFEBUILT INSPECTIONS/03/01/22-03/3	0085273-IN	05/10/22	1,717.50	42713
101-371-820.100	03/01/22	SAFEBUILT LLC	SAFEBUILT INSPECTIONS/03/01/22-03/3	0085273-IN	05/10/22	747.00	42713
101-371-820.200	03/01/22	SAFEBUILT LLC	SAFEBUILT INSPECTIONS/03/01/22-03/3	0085273-IN	05/10/22	1,309.50	42713
101-371-820.300	03/01/22	SAFEBUILT LLC	SAFEBUILT INSPECTIONS/03/01/22-03/3	0085273-IN	05/10/22	931.50	42713
101-371-820.400	03/01/22	SAFEBUILT LLC	SAFEBUILT INSPECTIONS/03/01/22-03/3	0085273-IN	05/10/22	8,402.33	42713
101-371-850.200	03/24/22	VERIZON WIRELESS	TELEPHONE/03/24/22-04-23/22	9904840794	05/10/22	83.09	42656
101-371-854.200	04/01/22	ELAN CORP. PAYMENT SYSTEMS	CITY CREDIT CARD/04/01/22	4715110301872797	05/10/22	158.89	42676
101-371-983.000	05/04/22	ENTERPRISE FM TRUST	VEHICLE LEASES MAY 2022	2698	05/10/22	437.06	42655
Total For Dept 371 INSPECTION SERVICES						14,608.71	
Dept 446 STREET OPERATING							
101-446-718.000	04/19/22	BLUE CROSS BLUE SHIELD OF MICHIGAN	BLUE CROSS PPO 500 PLAN APRIL 2022	041922	05/10/22	6,241.85	42645
101-446-724.200	04/25/22	MML - WORKERS COMPENSATION FUND	1ST INSTALLMENT MML WORKERS COMP 7/	042522	05/10/22	2,602.02	42700
101-446-756.000	04/06/22	NEW BUFFALO HARDWARE	OPERATING SUPPLIES/STREET	A236133	06/14/22	85.27	
101-446-759.200	04/01/22	NEW BUFFALO AREA SCHOOLS	NB AREA SCHOOLS GASOLINE/04/01/22-0	594	05/10/22	129.90	42702
101-446-770.200	04/04/22	USA BLUEBOOK	WEATHER SUCTION HOSED/STREET	933909	05/10/22	1,171.40	42722
101-446-770.200	04/06/22	NEW BUFFALO HARDWARE	TOOLS/STREET	B90708	06/14/22	15.98	
101-446-770.200	04/06/22	NEW BUFFALO HARDWARE	EQUIPMENT/STREET	B90725	06/14/22	6.49	
101-446-770.200	04/07/22	NEW BUFFALO HARDWARE	EQUIPMENT/STREET	A236357	06/14/22	9.16	
101-446-770.200	04/01/22	RIDGE AUTO PARTS	SMALL TOOLS/STREET	449799	06/14/22	24.99	
101-446-770.200	04/22/22	LINDE GAS & EQUIPMENT INC	CYLINDER RENTAL/STREET	70220903	05/10/22	103.69	42696
101-446-770.200	04/01/22	ELAN CORP. PAYMENT SYSTEMS	CITY CREDIT CARD/04/01/22	4715110301872797	05/10/22	746.24	42676
101-446-850.200	05/01/22	BOLTON, JOSHUA	PHONE STIPEND/BOLTON/05/01/22	05/01/22	05/10/22	50.00	42667
101-446-850.200	03/24/22	VERIZON WIRELESS	TELEPHONE/03/24/22-04-23/22	9904840794	05/10/22	40.01	42656
101-446-924.200	02/24/22	SEMCO ENERGY GAS CO.	SEMCO/02/24/22-03/25/22	04/13/22	05/10/22	651.80	42632
101-446-924.200	04/19/22	COMCAST	COMCAST STREETS DEPT	042022	05/12/22	219.04	42643
101-446-924.200	04/13/22	INDIANA MICHIGAN POWER	ELECTRIC/STREETS/04/22/CONSOLIDATED	04706607555-4/22	05/10/22	501.33	42646

INVOICE GL DISTRIBUTION REPORT  
 POST DATES 04/13/2022 - 05/10/2022  
 BOTH JOURNALIZED AND UNJOURNALIZED  
 BOTH OPEN AND PAID

GL Number	Invoice Date	Vendor	Invoice Desc.	Invoice	Due Date	Amount	check #
Fund 101 GENERAL FUND							
Dept 446 STREET OPERATING							
101-446-924.200	03/28/22	SEMCO ENERGY GAS CO.	SEMCO/03/28/22-04/27/22	03/28/22	05/10/22	403.63	42714
101-446-930.300	04/06/22	DOMESTIC UNIFORM RENTALS	BUILDING SUPPLIES/STREET/04/06/22	0406220105	05/10/22	76.65	42675
101-446-930.300	04/05/22	NEW BUFFALO HARDWARE	BUILDING MAINTENANCE/STREET	A236089	06/14/22	27.48	
101-446-930.300	04/06/22	NEW BUFFALO HARDWARE	BUILDING REPAIR/STREET	B90723	06/14/22	40.02	
101-446-930.300	04/07/22	NEW BUFFALO HARDWARE	BUILDING REPAIR/STREET	A236266	06/14/22	11.52	
101-446-930.300	04/20/22	DOMESTIC UNIFORM RENTALS	BUILDING SUPPLIES/STREET/04/20/22	0420220105	05/10/22	76.65	42675
101-446-930.300	04/01/22	ELAN CORP. PAYMENT SYSTEMS	CITY CREDIT CARD/04/01/22	4715110301872797	05/10/22	84.78	42676
101-446-930.400	03/10/22	NEW BUFFALO HARDWARE	TROWLS/STREET	A232995	05/10/22	33.96	42638
101-446-931.800	04/06/22	NEW BUFFALO HARDWARE	EQUIPMENT/STREET	A236151	06/14/22	18.25	
101-446-983.000	05/04/22	ENTERPRISE FM TRUST	VEHICLE LEASES MAY 2022	2698	05/10/22	1,158.55	42655
Total For Dept 446 STREET OPERATING						14,530.66	
Dept 448 STREET LIGHTING							
101-448-926.000	04/13/22	INDIANA MICHIGAN POWER	ELECTRIC/STREET LIGHTING/04/2022/CO: 04459418614-4/22	04459418614-4/22	05/10/22	121.64	42646
101-448-926.000	04/01/22	INDIANA MICHIGAN POWER	ELECTRIC/STREET LIGHTING/04/01/22-0 04023785704-4/22	04023785704-4/22	05/10/22	1,825.08	42688
Total For Dept 448 STREET LIGHTING						1,946.72	
Dept 567 CEMETERY							
101-567-995.900	05/01/22	PINE GROVE CEMETERY AUTHORITY	CEMETERY CONTRIBUTION/05/01/22	05/01/22	05/10/22	2,500.00	42707
Total For Dept 567 CEMETERY						2,500.00	
Dept 651 AMBULANCE SERVICE							
101-651-801.200	05/01/22	MEDIC 1	AMBULANCE SERVICE/04/01/22	04/01/22	05/10/22	9,654.75	42697
Total For Dept 651 AMBULANCE SERVICE						9,654.75	
Dept 701 PLANNING COMMISSION							
101-701-900.000	03/27/22	LAPORTE CO HERALD DISPATCH	NEWSPAPER NOTIFICATIONS	00002873/3/22	05/10/22	187.53	42695
101-701-900.000	05/09/22	TWIN CITY AWARDS & TROPHIES	NAME PLATES PLANNING COMMISSION & Z: 32227	32227	05/10/22	12.00	42721
Total For Dept 701 PLANNING COMMISSION						199.53	
Dept 702 ZONING							
101-702-900.000	05/09/22	TWIN CITY AWARDS & TROPHIES	NAME PLATES PLANNING COMMISSION & Z: 32227	32227	05/10/22	12.00	42721
Total For Dept 702 ZONING						12.00	
Total For Fund 101 GENERAL FUND						114,675.89	
Fund 105 PNBALRSB							
Dept 670							
105-670-946.200	04/19/22	ABONMARCHE CONSULTANTS INC	DUNEWALK CONTRACT FINALIZATION	140031	05/10/22	498.50	42658
Total For Dept 670						498.50	
Total For Fund 105 PNBALRSB						498.50	
Fund 202 MAJOR STREET FUND							
Dept 463 ROUTINE MAINTENANCE							
202-463-759.200	04/01/22	NEW BUFFALO AREA SCHOOLS	NBAS GASOLINE/04/01/22-04/30/22	594-2	05/10/22	190.56	5220
Total For Dept 463 ROUTINE MAINTENANCE						190.56	
Total For Fund 202 MAJOR STREET FUND						190.56	
Fund 203 LOCAL STREET FUND							
Dept 463 ROUTINE MAINTENANCE							
203-463-759.200	04/01/22	NEW BUFFALO AREA SCHOOLS	NBAS GASOLINE/04/01/22-04/30/22	594-2	05/10/22	952.79	5220
Total For Dept 463 ROUTINE MAINTENANCE						952.79	

INVOICE GL DISTRIBUTION REPORT  
 POST DATES 04/13/2022 - 05/10/2022  
 BOTH JOURNALIZED AND UNJOURNALIZED  
 BOTH OPEN AND PAID

GL Number	Invoice Date	Vendor	Invoice Desc.	Invoice	Due Date	Amount	check #
Fund 203 LOCAL STREET FUND							
Total For Fund 203 LOCAL STREET FUND						952.79	
Fund 208 PARK FUND							
Dept 000							
208-000-255.000	04/26/22	RIPLEY, TRACY	DEPOSIT REFUND--OSELKA PARK RENTAL	42622	05/10/22	25.00	42711
208-000-255.000	04/27/22	BERGER, CARIE	OSELKA PARK PAVILION RENTAL DEPOSIT	04272022	05/10/22	25.00	42665
Total For Dept 000						50.00	
Dept 751 PARKS							
208-751-718.000	04/19/22	BLUE CROSS BLUE SHIELD OF MICH	BLUE CROSS PPO 500 PLAN APRIL 2022	041922	05/10/22	751.02	42645
208-751-724.200	04/25/22	MML - WORKERS COMPENSATION FUN	1ST INSTALLMENT MML WORKERS COMP 7/	042522	05/10/22	726.22	42700
208-751-725.000	04/30/22	WORKING WELL	DRUG SCREENINGS/BEACH/LIFEGUARD/POL	00380441-00	05/10/22	115.00	42726
208-751-756.000	04/07/22	MENARDS	OPERATING SUPPLIES/PARK	96584	05/10/22	116.15	42698
208-751-756.000	04/19/22	MENARDS	WATER/PARKS	97255	05/10/22	500.64	42698
208-751-759.200	04/01/22	NEW BUFFALO AREA SCHOOLS	NB AREA SCHOOLS GASOLINE/04/01/22-0	594	05/10/22	621.57	42702
208-751-770.200	04/05/22	NEW BUFFALO HARDWARE	BALL KEY SET/PARK	B90657	06/14/22	24.99	
208-751-770.200	04/20/22	NEW BUFFALO HARDWARE	SNAP LINK/ZINC QUICK LINK/PARKS	A237987	06/14/22	30.96	
208-751-770.200	04/11/22	NEW BUFFALO HARDWARE	HITCH PIN/QUICK LINK/PARKS	A236794	06/14/22	6.08	
208-751-770.200	04/26/22	NEW BUFFALO HARDWARE	HIILMAN/PARKS	A238891	06/14/22	33.86	
208-751-770.200	04/01/22	ELAN CORP. PAYMENT SYSTEMS	CITY CREDIT CARD/04/01/22	4715110301872797	05/10/22	319.00	42676
208-751-801.200	04/29/22	BURIAN, RENALD	ICE RINK MAINTENANCE	05/2/22	05/10/22	1,770.00	42669
208-751-801.200	04/28/22	PRIDE THE PORTABLE TOILET COM	TOILET RENTAL/DOG PARK/04/01/22-04/	28631	05/10/22	90.00	42708
208-751-801.200	04/01/22	PRIDE THE PORTABLE TOILET COM	TOILET RENTAL/OSELKA PARK/04/01/22-	28633	05/10/22	90.00	42708
208-751-801.200	04/13/22	OCCUSCREEN, LLC	RENEWAL SCREENING EMPLOYMENT/BEACH	187514-2	05/10/22	62.00	42705
208-751-801.200	04/15/22	PRIDE THE PORTABLE TOILET COM	TOILET RENTAL/PARKS/04/15/22-05/12/	28805	05/10/22	510.00	42708
208-751-850.200	05/01/22	D'AMICO KRISTEN	PHONE STIPEND/D'AMICO/05/01/22	05/01/22	05/10/22	50.00	42673
208-751-850.200	03/24/22	VERIZON WIRELESS	TELEPHONE/03/24/22-04-23/22	9904840794	05/10/22	119.10	42656
208-751-900.000	03/27/22	LAPORTE CO HERALD DISPATCH	NEWSPAPER NOTIFICATIONS	00002873/3/22	05/10/22	225.00	42695
208-751-900.000	04/18/22	ART & IMAGE	EMBROIDER SWEATSHIRTS/PARKS	3568	05/10/22	204.95	42662
208-751-900.000	04/18/22	ART & IMAGE	SCREEN PRINT HOODED SWEATSHIRTS/PAR	3567	05/10/22	646.48	42662
208-751-924.200	03/08/22	INDIANA MICHIGAN POWER	ELECTRIC/PARKS/03/08/22-04/05/22	04523676007-3/22	05/10/22	22.35	42626
208-751-924.200	02/24/22	SEMCO ENERGY GAS CO.	SEMCO/02/24/22-03/25/22	04/13/22	05/10/22	73.29	42632
208-751-924.200	04/13/22	INDIANA MICHIGAN POWER	ELECTRIC/PARKS/04/22/CONSOLIDATED	04546766223-4/22	05/10/22	897.02	42646
208-751-924.200	03/28/22	SEMCO ENERGY GAS CO.	SEMCO/03/28/22-04/27/22	03/28/22	05/10/22	62.30	42714
208-751-930.300	04/06/22	DOMESTIC UNIFORM RENTALS	BUILDNG SUPPLIES/OSELKA/PARK/04/06	0406220525	05/10/22	76.70	42675
208-751-930.300	04/01/22	NEW BUFFALO HARDWARE	BUILDING REPAIR/PARK	A235522	06/14/22	43.97	
208-751-930.300	04/20/22	DOMESTIC UNIFORM RENTALS	BUILDING SUPPLIES/OSELKA/PARK/04/20	0420220525	05/10/22	76.70	42675
208-751-930.300	04/20/22	DOMESTIC UNIFORM RENTALS	BUILDING SUPPLIES/BEACH/PARKS/04/20	0420220505	05/10/22	75.78	42675
208-751-930.300	04/13/22	STEPHEN EVANS/ E.I. CONSTRUCT	FAUCET REPAIR/OSELKA PARK	04/13/22	05/10/22	318.00	42719
208-751-930.300	04/13/22	STEPHEN EVANS/ E.I. CONSTRUCT	REPAIR SINK POWER PLUG MENS ROOM/OS	4/13/2022	05/10/22	150.00	42719
208-751-930.300	04/21/22	NEW BUFFALO HARDWARE	PAINT/PARKS	A238115	06/14/22	158.95	
208-751-930.300	04/25/22	NEW BUFFALO HARDWARE	TRAY LINER/PARKS	A238714	06/14/22	2.58	
208-751-930.500	04/17/22	GREEN KINGS LAWN CARE	SEASON LAWN MAINTENANCE FOR BASEBAL	9203 19	05/10/22	750.00	42682
208-751-930.500	04/15/22	VERSAW EARTHWORKS LLC	HAULING DEBRIS/PARKS	1971	05/10/22	900.00	42723
208-751-930.500	05/03/22	VERSAW EARTHWORKS LLC	SAND MOBILIZATION/BEACH/PARK	2035	05/10/22	1,330.00	42723
208-751-931.800	04/19/22	REV6 SPORTS	NEW ENGINE FOR BEACH BOBCAT	9944	05/10/22	3,455.00	42647
208-751-931.800	04/26/22	NEW BUFFALO HARDWARE	ZINC QUICK LINK/PARKS	A238872	06/14/22	9.96	
208-751-979.200	04/25/22	NEW BUFFALO HARDWARE	EQUIPMENT/LIFEGUARD	A238752	06/14/22	56.78	
208-751-979.200	04/01/22	ELAN CORP. PAYMENT SYSTEMS	CITY CREDIT CARD/04/01/22	4715110301872797	05/10/22	50.96	42676
208-751-979.300	04/30/22	WORKING WELL	DRUG SCREENINGS/BEACH/LIFEGUARD/POL	00380441-00	05/10/22	120.00	42726
208-751-983.000	05/04/22	ENTERPRISE FM TRUST	VEHICLE LEASES MAY 2022	2698	05/10/22	516.26	42655
Total For Dept 751 PARKS						16,159.62	

INVOICE GL DISTRIBUTION REPORT  
 POST DATES 04/13/2022 - 05/10/2022  
 BOTH JOURNALIZED AND UNJOURNALIZED  
 BOTH OPEN AND PAID

GL Number	Invoice Date	Vendor	Invoice Desc.	Invoice	Due Date	Amount	check #
Fund 208 PARK FUND							
Total For Fund 208 PARK FUND						16,209.62	
Fund 590 SEWER FUND							
Dept 000							
590-000-033.000	04/26/22	RUSSIAN FERRO-ALLOYS INC	UB refund for account: 0000001603	042622	05/10/22	40.91	42651
Total For Dept 000						40.91	
Dept 537 SEWER							
590-537-924.200	03/08/22	INDIANA MICHIGAN POWER	ELECTRIC/HARBOR ISLE LIFT STATION/S: 04002186031-3/22	05/10/22	05/10/22	11.99	42646
590-537-924.200	04/13/22	INDIANA MICHIGAN POWER	ELECTRIC/SEWER/04/2022/CONSOLIDATED	04598645309-04/21	05/10/22	1,158.48	42646
590-537-924.200	03/28/22	SEMCO ENERGY GAS CO.	SEMCO/03/28/22-04/27/22	03/28/22	05/10/22	16.51	42714
590-537-995.000	04/14/22	GRSD SEWER AUTHORITY	2013 BOND SERIES INTEREST	0000012305	05/10/22	11,070.83	42637
Total For Dept 537 SEWER						12,257.81	
Total For Fund 590 SEWER FUND						12,298.72	
Fund 591 WATER FUND							
Dept 000							
591-000-033.000	04/26/22	RUSSIAN FERRO-ALLOYS INC	UB refund for account: 0000001603	042622	05/10/22	46.99	42651
Total For Dept 000						46.99	
Dept 536 WATER							
591-536-718.000	04/19/22	BLUE CROSS BLUE SHIELD OF MICH	BLUE CROSS PPO 500 PLAN APRIL 2022	041922	05/10/22	6,634.88	42645
591-536-724.200	04/25/22	MML - WORKERS COMPENSATION FUND	1ST INSTALLMENT MML WORKERS COMP 7/	042522	05/10/22	1,454.17	42700
591-536-754.000	04/29/22	ALEXANDER CHEMICAL CORP	BLANKET PO FOR TREATMENT CHEMICALS	53568	05/10/22	193.25	42659
591-536-754.000	04/22/22	ALEXANDER CHEMICAL CORP	BLANKET PO FOR TREATMENT CHEMICALS	53217	05/10/22	4,955.39	42659
591-536-756.000	04/01/22	USA BLUEBOOK	FLAG STAFF WIRE/WATER	932321	05/10/22	121.43	42722
591-536-756.000	04/12/22	USA BLUEBOOK	OPERATING SUPPLIES/WATER	943756	05/10/22	53.34	42722
591-536-756.000	04/05/22	USA BLUEBOOK	OPERATING SUPPLIES/WATER	935654	05/10/22	127.90	42722
591-536-756.000	04/01/22	ELAN CORP. PAYMENT SYSTEMS	CITY CREDIT CARD/04/01/22	4715110301872797	05/10/22	51.04	42676
591-536-756.100	04/26/22	ETNA SUPPLY COMPANY	SUPPLIES FOR WATER TAPS STEAM BUILD	S104305146.001	05/10/22	7,664.08	42678
591-536-756.200	04/08/22	ETNA SUPPLY COMPANY	METER REPLACEMENT/WATER	S104049668.002	05/10/22	185.00	42678
591-536-756.200	04/26/22	ETNA SUPPLY COMPANY	METER REPLACEMENT/WATER	S104529264.001	05/10/22	210.00	42678
591-536-756.200	04/26/22	ETNA SUPPLY COMPANY	METER REPLACEMENT/WATER	S10452937.001	05/10/22	980.00	42678
591-536-756.200	04/26/22	ETNA SUPPLY COMPANY	METER REPLACEMENT/WATER	S104484285.01	05/10/22	185.00	42678
591-536-756.300	04/15/22	STATE OF MICHIGAN DEQ	LAB TESTING/WATER	761-110054560	05/10/22	723.00	42718
591-536-756.400	04/04/22	USA BLUEBOOK	LAB SUPPLIES/WATER	933884	05/10/22	251.60	42722
591-536-756.400	04/14/22	USA BLUEBOOK	LAB SUPPLIES/WATER	946725	05/10/22	123.63	42722
591-536-756.400	04/18/22	USA BLUEBOOK	LAB SUPPLIES/WATER	948149	05/10/22	1,051.43	42722
591-536-759.200	04/01/22	NEW BUFFALO AREA SCHOOLS	NB AREA SCHOOLS GASOLINE/04/01/22-0	594	05/10/22	453.48	42702
591-536-770.200	04/09/22	NEW BUFFALO HARDWARE	NOZZLE/WATER	A236577	06/14/22	17.99	
591-536-770.200	04/28/22	NEW BUFFALO HARDWARE	PUSH BROOM/WATER	A239265	06/14/22	18.99	
591-536-801.200	04/19/22	ESRI INC	ARC GIS RENEWAL	94235527	05/10/22	1,500.00	42677
591-536-801.200	04/29/22	EVOQUA WATER TECHNOLOGIES	LINK2SITE SERVICE WATER DEPT	905343597	05/10/22	1,104.00	42679
591-536-850.200	03/05/22	AT&T	PHONE/WATER/03/5/22-04/4/22	2694698583104-3/	05/10/22	103.13	42623
591-536-850.200	05/01/22	ANDERSON, KENNETH	PHONE STIPEND/ANDERSON/05/01/22	05/01/22	05/10/22	50.00	42661
591-536-850.200	05/01/22	GRUENER, ROBERT	PHONE STIPEND/GRUENER/05/01/22	05/01/22	05/10/22	50.00	42685
591-536-850.200	05/01/22	JOHNSON, JEFFREY	PHONE STIPEND/JOHNSON/05/01/22	05/01/22	05/10/22	50.00	42691
591-536-850.200	04/02/22	AT&T	AT&T TELEPHONE/WATER	04/02/22	05/10/22	578.18	42663
591-536-851.200	04/01/22	ELAN CORP. PAYMENT SYSTEMS	CITY CREDIT CARD/04/01/22	4715110301872797	05/10/22	139.63	42676
591-536-924.200	03/08/22	INDIANA MICHIGAN POWER	ELECTRIC/WATER/03/05/22-04/04/22	04909113708-3/22	04/12/22	16.36	42626
591-536-924.200	02/24/22	SEMCO ENERGY GAS CO.	SEMCO/02/24/22-03/25/22	04/13/22	05/10/22	2,246.40	42632
591-536-924.200	04/19/22	COMCAST	COMCAST WATER PLANT	041822	05/12/22	208.39	42642
591-536-924.200	04/13/22	INDIANA MICHIGAN POWER	ELECTRIC/WATER/04/22/CONSOLIDATED	04354696801-04/2/	05/10/22	2,290.16	42646
591-536-924.200	03/28/22	SEMCO ENERGY GAS CO.	SEMCO/03/28/22-04/27/22	03/28/22	05/10/22	2,635.52	42714

INVOICE GL DISTRIBUTION REPORT  
 POST DATES 04/13/2022 - 05/10/2022  
 BOTH JOURNALIZED AND UNJOURNALIZED  
 BOTH OPEN AND PAID

GL Number	Invoice Date	Vendor	Invoice Desc.	Invoice	Due Date	Amount	check #
Fund 591 WATER FUND							
Dept 536 WATER							
591-536-930.000	04/12/22	NEW BUFFALO HARDWARE	PLANT REPAIR/WATER	A237011	06/14/22	10.48	
591-536-930.300	04/06/22	DOMESTIC UNIFORM RENTALS	BUILDING SUPPLIES/WATER/04/06/22	0406220005	05/10/22	53.81	42675
591-536-930.300	04/20/22	DOMESTIC UNIFORM RENTALS	BUILDING SUPPLIES/WATER/04/20/22	0420220005	05/10/22	53.81	42675
591-536-930.300	04/27/22	D&D MECHANICAL	UNIT HEATER WATER DEPT CHLORINE ROO	042722	05/10/22	2,600.00	42652
591-536-931.800	03/30/22	NEW BUFFALO HARDWARE	C-CLAMP/WATER	A235344	05/10/22	9.58	42638
591-536-931.800	04/25/22	CUMMINS INC.	GENERATOR PREVENT MAINT INTAKE PLA	S3-33942	05/10/22	855.49	42649
591-536-931.800	04/25/22	CUMMINS INC.	GENERATOR PREVENT MAINT WATER PLAN	S3-33941	05/10/22	1,082.39	42649
591-536-931.800	04/20/22	NEW BUFFALO HARDWARE	EQUIPMENT/WATER	B91355	06/14/22	13.87	
591-536-931.800	04/20/22	NEW BUFFALO HARDWARE	HILLMAN/WATER	A238090	06/14/22	14.58	
591-536-931.800	04/20/22	NEW BUFFALO HARDWARE	POLY ROPE/WATER	A237971	06/14/22	10.49	
591-536-931.800	05/09/22	RUNKLE ELECTRIC	HEATER/WATER	220504	05/10/22	425.00	42712
591-536-946.200	04/29/22	NIES ENGINEERING	ENGINEERING TO UPDATE RELIABILITY S	20-549-00-7	05/10/22	1,352.36	42704
591-536-955.850	04/05/22	USA BLUEBOOK	LATE FEE SERVICE CHARGES/01/28/22/0	SC111-SC2874	05/10/22	10.30	42722
591-536-955.850	04/01/22	ELAN CORP. PAYMENT SYSTEMS	CITY CREDIT CARD/04/01/22	4715110301872797	05/10/22	15.89	42676
591-536-983.000	05/04/22	ENTERPRISE FM TRUST	VEHICLE LEASES MAY 2022	2698	05/10/22	530.43	42655
Total For Dept 536 WATER						43,465.85	
Total For Fund 591 WATER FUND						43,512.84	
Fund 594 HARBOR OPERATIONS							
Dept 597 HARBOR OPERATIONS							
594-597-724.200	04/25/22	MML - WORKERS COMPENSATION FUND	1ST INSTALLMENT--HARBOR OPS MML WOR	5440206-2	05/10/22	134.98	5160
594-597-725.000	04/30/22	WORKING WELL	DRUG SCREENING/MARINA/HARB	00380441-00-2	05/10/22	40.00	5164
594-597-752.200	04/01/22	ELAN CORP. PAYMENT SYSTEMS	CITY CREDIT CARD/PARKS/HARB/04/01/2	4715110301872797	05/10/22	78.34	5158
594-597-756.000	04/22/22	AMERICAN SAFETY & FIRST AID	FIRST AID SUPPLIES/BOAT LAUNCH/HARB	714324-IN	05/10/22	37.15	5154
594-597-756.000	04/15/22	CITYS PURE ICE	ICE/BOAT RAMP/4/15/22	0216085	05/10/22	79.20	5155
594-597-756.000	04/21/22	CITYS PURE ICE	ICE/MARINA/04/21/22	0216825	05/10/22	198.00	5155
594-597-801.200	04/28/22	PRIDE THE PORTABLE TOILET COM	TOILET RENTAL/BOAT LAUNCH/HARB/04/0	28632	05/10/22	90.00	5163
594-597-801.200	04/13/22	OCCUSCREEN, LLC	EMPLOYMENT SCREENINGS/HARB	187514-3	05/10/22	133.00	5161
594-597-900.000	03/27/22	LAPORTE CO HERALD DISPATCH	NEWSPAPER NOTIFICATIONS/3/2022/HARB	00002873/03/2022	05/10/22	337.50	5159
594-597-924.200	05/10/22	COMCAST	COMCAST BOAT RAMP	051022	05/10/22	150.79	5156
594-597-930.300	04/06/22	DOMESTIC UNIFORM RENTALS	BUILDING SUPPLIES/BOAT RAMP/HARB/04	0406220535	05/10/22	45.20	5157
594-597-930.300	04/06/22	DOMESTIC UNIFORM RENTALS	BUILDING SUPPLIES/MARINA/HARB/04/06	0406220515	05/10/22	74.47	5157
594-597-930.300	04/20/22	DOMESTIC UNIFORM RENTALS	BUILDING SUPPLIES/BOAT RAMP/HARB/04	0420220535	05/10/22	45.20	5157
594-597-930.300	04/20/22	DOMESTIC UNIFORM RENTALS	BUILDING SUPPLIES/MARINA/HARB/04/20	0420220515	05/10/22	74.47	5157
594-597-931.800	04/27/22	NEW BUFFALO HARDWARE	EQUIPMENT/PARKS	A239107	06/14/22	43.95	
594-597-931.800	05/05/22	PENCHURA, LLC	SHADE INSTALL/MARINA/HARB	22-571	05/10/22	900.00	5162
Total For Dept 597 HARBOR OPERATIONS						2,462.25	
Total For Fund 594 HARBOR OPERATIONS						2,462.25	

INVOICE GL DISTRIBUTION REPORT  
 POST DATES 04/13/2022 - 05/10/2022  
 BOTH JOURNALIZED AND UNJOURNALIZED  
 BOTH OPEN AND PAID

GL Number	Invoice Date	Vendor	Invoice Desc.	Invoice	Due Date	Amount	check #	
Fund Totals:								
			Fund 101 GENERAL FUND			114,675.89		
			Fund 105 PNBALRSB			498.50		
			Fund 202 MAJOR STREET FUND			190.56		
			Fund 203 LOCAL STREET FUND			952.79		
			Fund 208 PARK FUND			16,209.62		
			Fund 590 SEWER FUND			12,298.72		
			Fund 591 WATER FUND			43,512.84		
			Fund 594 HARBOR OPERATIONS			2,462.25		
Total For All Funds:							190,801.17	
--- TOTALS BY GL DISTRIBUTION ---								
		101-000-033.000	GARBAGE			20.99		
		101-101-724.200	WORKER'S COMPENSATION INS			7.57		
		101-101-756.000	OPERATING SUPPLIES			585.58		
		101-101-801.200	PROFESSIONAL & CONTRACTUAL			36.00		
		101-101-900.000	PRINTING & PUBLISHING			132.94		
		101-101-910.200	EDUCATION & TRAINING			1,500.00		
		101-172-716.000	HEALTH INSURANCE			1,267.15		
		101-172-724.200	WORKER'S COMPENSATION INS			133.09		
		101-172-850.200	TELEPHONE			41.05		
		101-215-718.000	HEALTH INSURANCE			1,509.98		
		101-215-724.200	WORKER'S COMPENSATION INS			73.24		
		101-215-752.200	OFFICE SUPPLIES			54.99		
		101-253-718.000	HEALTH INSURANCE			1,320.70		
		101-253-724.200	WORKER'S COMPENSATION INS			73.24		
		101-253-851.200	POSTAGE			14.98		
		101-253-853.000	PHONE BILLS & STIPENDS			50.00		
		101-253-934.000	OTHER REPAIRS & MAINT			373.36		
		101-262-900.000	PRINTING & PUBLISHING			415.91		
		101-265-718.000	HEALTH INSURANCE			2,334.35		
		101-265-724.200	WORKER'S COMPENSATION INS			92.92		
		101-265-752.200	OFFICE SUPPLIES			691.55		
		101-265-756.000	OPERATING SUPPLIES			135.30		
		101-265-759.200	GASOLINE			2.86		
		101-265-831.000	MEMBERSHIPS & DUES			5,797.10		
		101-265-854.200	SOFTWARE EXPENSE			150.01		
		101-265-900.000	PRINTING & PUBLISHING			133.95		
		101-265-924.200	UTILITIES			982.36		
		101-265-930.300	BUILDING REPAIR & MAINTENANCE			1,612.49		
		101-265-930.400	GROUNDS REPAIR & MAINTENANCE			99.00		
		101-265-933.000	TECH SUPPORT/MAINTENANCE			3,350.00		
		101-265-946.300	ENGINEERING			2,578.99		
		101-265-955.850	MISCELLANEOUS PARKING FEE			5.00		
		101-265-956.200	REFUNDS			1,451.97		
		101-266-826.400	OTHER LEGAL MATTERS			2,260.00		
		101-266-826.500	FOIA			198.00		
		101-301-718.000	HEALTH INSURANCE			11,716.26		
		101-301-724.200	WORKER'S COMPENSATION INS			2,486.73		
		101-301-756.000	OPERATING SUPPLIES			499.10		
		101-301-759.200	GASOLINE			1,352.22		
		101-301-768.000	UNIFORMS			3,034.99		
		101-301-768.100	AMMO			907.00		
		101-301-770.200	EQUIPMENT/SMALL TOOLS			142.40		
		101-301-801.200	PROFESSIONAL & CONTRACTUAL			214.10		
		101-301-850.200	TELEPHONE			354.33		
		101-301-910.200	EDUCATION & TRAINING			280.43		
		101-301-924.200	UTILITIES			982.37		

INVOICE GL DISTRIBUTION REPORT  
 POST DATES 04/13/2022 - 05/10/2022  
 BOTH JOURNALIZED AND UNJOURNALIZED  
 BOTH OPEN AND PAID

GL Number	Invoice Date	Vendor	Invoice Desc.	Invoice	Due Date	Amount	check #
		101-301-930.300	BUILDING REPAIR & MAINTENANCE			220.00	
		101-301-931.800	EQUIPMENT & MAINTENANCE			189.95	
		101-301-934.000	OTHER REPAIRS & MAINT			584.04	
		101-301-934.400	RADIO/VIDEO MAINTENANCE			171.95	
		101-301-940.900	EQUIPMENT RENTAL			104.82	
		101-301-979.000	POLICE CAR COMPUTERS, VIDEO & BODY CA			10,544.00	
		101-301-983.000	VEHICLE LEASES			558.97	
		101-336-724.200	WORKER'S COMPENSATION INS			257.82	
		101-336-756.000	OPERATING SUPPLIES			467.98	
		101-336-759.200	GASOLINE			132.30	
		101-336-770.200	EQUIPMENT/SMALL TOOLS			295.99	
		101-336-801.200	PROFESSIONAL & CONTRACTUAL			5,000.00	
		101-336-850.200	MONTHLY STIPEND			50.00	
		101-336-900.000	PRINTING & PUBLISHING			225.00	
		101-336-924.200	UTILITIES			790.72	
		101-336-930.300	BUILDING REPAIR & MAINTENANCE			135.00	
		101-336-932.900	VEHICLE REPAIR & MAINTENANCE			38.43	
		101-371-716.000	HEALTH INSURANCE			819.00	
		101-371-751.000	GAS & OIL			2.84	
		101-371-820.000	BUILDING INSPECTION FEE			1,717.50	
		101-371-820.100	MECHANICAL INSPECTIONS FEES			747.00	
		101-371-820.200	ELECTRICAL INSPECTION FEE			1,309.50	
		101-371-820.300	PLUMBING INSPECTION FEES			931.50	
		101-371-820.400	RENTAL INSPECTIONS			8,402.33	
		101-371-850.200	TELEPHONE			83.09	
		101-371-854.200	SOFTWARE EXPENSE			158.89	
		101-371-983.000	VEHICLE LEASES			437.06	
		101-446-718.000	HEALTH INSURANCE			6,241.85	
		101-446-724.200	WORKER'S COMPENSATION INS			2,602.02	
		101-446-756.000	OPERATING SUPPLIES			85.27	
		101-446-759.200	GASOLINE			129.90	
		101-446-770.200	EQUIPMENT/SMALL TOOLS			2,077.95	
		101-446-850.200	TELEPHONE			90.01	
		101-446-924.200	UTILITIES			1,775.80	
		101-446-930.300	BUILDING REPAIR & MAINTENANCE			317.10	
		101-446-930.400	GROUNDS REPAIR & MAINTENANCE			33.96	
		101-446-931.800	EQUIPMENT & MAINTENANCE			18.25	
		101-446-983.000	VEHICLE LEASES			1,158.55	
		101-448-926.000	STREET LIGHTING			1,946.72	
		101-567-995.900				2,500.00	
		101-651-801.200				9,654.75	
		101-701-900.000	PRINTING & PUBLISHING			199.53	
		101-702-900.000	PRINTING & PUBLISHING			12.00	
		105-670-946.200	ENGINEERING			498.50	
		202-463-759.200	GASOLINE			190.56	
		203-463-759.200	GASOLINE			952.79	
		208-000-255.000	CUST DEP PAYABLE			50.00	
		208-751-718.000	HEALTH INSURANCE			751.02	
		208-751-724.200	WORKER'S COMPENSATION INS			726.22	
		208-751-725.000	DRUG TESTING/MEDICAL EXPENSE			115.00	
		208-751-756.000	OPERATING SUPPLIES			616.79	
		208-751-759.200	GASOLINE			621.57	
		208-751-770.200	EQUIPMENT/SMALL TOOLS			414.89	
		208-751-801.200	PROFESSIONAL & CONTRACTUAL			2,522.00	
		208-751-850.200	TELEPHONE			169.10	
		208-751-900.000	PRINTING & PUBLISHING			1,076.43	
		208-751-924.200	UTILITIES			1,054.96	
		208-751-930.300	BUILDING REPAIR & MAINTENANCE			902.68	
		208-751-930.500	SEASON LAWN MAINTENANCE BASEBALL FIEL			2,980.00	



INVOICE GL DISTRIBUTION REPORT  
 POST DATES 04/13/2022 - 05/10/2022  
 BOTH JOURNALIZED AND UNJOURNALIZED  
 BOTH OPEN AND PAID

GL Number	Invoice Date	Vendor	Invoice Desc.	Invoice	Due Date	Amountcheck #
		208-751-931.800	EQUIPMENT & MAINTENANCE			3,464.96
		208-751-979.200	LIFEGUARD EQUIPMENT			107.74
		208-751-979.300	LIFEGUARD RECRUITMENT & TRAINING			120.00
		208-751-983.000	VEHICLE LEASES			516.26
		590-000-033.000	SEWER R/S			40.91
		590-537-924.200	UTILITIES			1,186.98
		590-537-995.000	INTEREST			11,070.83
		591-000-033.000	TURN ON/OFF			46.99
		591-536-718.000	HEALTH INSURANCE			6,634.88
		591-536-724.200	WORKER'S COMPENSATION INS			1,454.17
		591-536-754.000	BLANKET PO FOR TX CHEMICALS 201-2022			5,148.64
		591-536-756.000	OPERATING SUPPLIES			353.71
		591-536-756.100	SUPPLIES FOR WATER TAPS			7,664.08
		591-536-756.200	METER REPLACEMENT			1,560.00
		591-536-756.300	MISC TESTING SUPPLIES&TESTING			723.00
		591-536-756.400	LAB SUPPLIES			1,426.66
		591-536-759.200	GASOLINE			453.48
		591-536-770.200	EQUIPMENT/SMALL TOOLS			36.98
		591-536-801.200	ARC GIS RENEWAL			2,604.00
		591-536-850.200	TELEPHONE			831.31
		591-536-851.200	POSTAGE			139.63
		591-536-924.200	UTILITIES			7,396.83
		591-536-930.000	PLANT REPAIR & MAINTENANCE			10.48
		591-536-930.300	BUILDING REPAIR & MAINTENANCE			2,707.62
		591-536-931.800	EQUIPMENT & MAINTENANCE			2,411.40
		591-536-946.200	ENGINEERING TO UPDATE RELIABILITY STU			1,352.36
		591-536-955.850	MISCELLANEOUS DISPUTED CHARGE			26.19
		591-536-983.000	VEHICLE LEASES			530.43
		594-597-724.200	WORKER'S COMPENSATION INSURANCE			134.98
		594-597-725.000	DRUG TESTING/MEDICAL EXPENSE			40.00
		594-597-752.200	OFFICE SUPPLIES			78.34
		594-597-756.000	OPERATING SUPPLIES			314.35
		594-597-801.200	PROFESSIONAL & CONTRACTUAL			223.00
		594-597-900.000	PRINTING & PUBLISHING			337.50
		594-597-924.200	UTILITIES			150.79
		594-597-930.300	BUILDING REPAIR & MAINTENANCE			239.34
		594-597-931.800	EQUIPMENT & MAINTENANCE			943.95

PERIOD ENDING 04/30/2022

% Fiscal Year Completed: 83.29

\*NOTE: Available Balance / Pct Budget Used does not reflect amounts encumbered.

GL NUMBER	DESCRIPTION	2021-22		YTD BALANCE 04/30/2022	END BALANCE 06/30/2021	ACTIVITY FOR MONTH 04/30/22	AVAILABLE BALANCE	% BGD USED
		ORIGINAL BUDGET	2021-22 AMENDED BUDGET					
Fund 101 - GENERAL FUND								
Revenues								
Dept 000								
101-000-404.000	PROPERTY TAXES	2,550,000.00	2,550,000.00	2,563,321.37	2,498,140.05	0.00	(13,321.37)	100.52
101-000-412.000	DELINQUENT TAX PERSONAL	0.00	0.00	0.00	1.50	0.00	0.00	0.00
101-000-445.000	PENALTY & INTEREST	10,000.00	10,000.00	10,947.17	10,553.03	0.00	(947.17)	109.47
101-000-476.000	BUSINESS LICENSE AND PERMITS	0.00	0.00	2,280.00	0.00	0.00	(2,280.00)	100.00
101-000-482.000	MISC LICENSES & PERMITS	0.00	0.00	900.00	601.00	0.00	(900.00)	100.00
101-000-491.000	BUILDING PERMITS	37,000.00	37,000.00	44,767.78	56,785.87	9,428.50	(7,767.78)	120.99
101-000-491.100	ELECTRICAL PERMITS	12,000.00	12,000.00	15,033.50	23,879.80	1,483.50	(3,033.50)	125.28
101-000-491.200	MECHANICAL PERMITS	12,000.00	12,000.00	16,933.42	23,490.91	903.00	(4,933.42)	141.11
101-000-491.300	PLUMBING PERMITS	6,500.00	6,500.00	6,731.77	13,988.74	660.45	(231.77)	103.57
101-000-492.000	ZONING DEPOSITS	500.00	500.00	0.00	850.00	0.00	500.00	0.00
101-000-528.000	OTHER FEDERAL GRANTS	0.00	0.00	107,129.98	82,655.45	0.00	(107,129.98)	100.00
101-000-573.000	LOCAL COMMUNITY STABILIZATION	5,638.00	5,638.00	5,637.97	5,637.97	0.00	0.03	100.00
101-000-574.000	CVTRS	10,095.00	10,095.00	8,043.00	9,900.00	0.00	2,052.00	79.67
101-000-574.100	STATE REVENUE SALES TAX	140,000.00	140,000.00	101,392.00	208,099.00	0.00	38,608.00	72.42
101-000-577.000	STATE REVENUE LIQUOR LICENSE	10,000.00	10,000.00	10,748.10	10,003.95	0.00	(748.10)	107.48
101-000-606.000	COURT CHARGES	200.00	200.00	949.02	224.75	0.00	(749.02)	474.51
101-000-615.000	SPECIAL USE FEE	100.00	100.00	6,938.89	2,006.02	3,165.64	(6,838.89)	6,938.89
101-000-617.000	FRANCHISE FEE	56,000.00	56,000.00	45,301.10	59,016.59	58.46	10,698.90	80.89
101-000-618.000	ADMINISTRATION FEE	90,000.00	90,000.00	101,111.86	100,129.57	0.00	(11,111.86)	112.35
101-000-619.000	VARIANCE FEE	3,000.00	3,000.00	525.00	4,350.00	0.00	2,475.00	17.50
101-000-628.000	SERVICE CHARGE	200.00	200.00	69.56	953.71	0.00	130.44	34.78
101-000-629.000	GARBAGE COLLECTION	272,834.00	272,834.00	224,525.98	269,655.88	25,994.91	48,308.02	82.29
101-000-629.100	PENALTY WASTE	3,000.00	3,000.00	2,537.78	2,999.47	205.66	462.22	84.59
101-000-656.000	TOWING SERVICE	1,500.00	1,500.00	0.00	0.00	0.00	1,500.00	0.00
101-000-657.000	PARKING FINES	200.00	200.00	482.00	87.00	23.00	(282.00)	241.00
101-000-665.000	INTEREST EARNED	1,500.00	1,500.00	1,799.32	2,006.01	119.06	(299.32)	119.95
101-000-667.100	SHORT TERM RENTALS	150,000.00	150,000.00	138,875.00	70,275.00	3,450.00	11,125.00	92.58
101-000-673.000	SALE OF ASSETS	5,000.00	5,000.00	0.00	58,182.00	0.00	5,000.00	0.00
101-000-676.000	REIMBURSEMENTS	12,000.00	12,000.00	7,657.12	29,804.20	0.00	4,342.88	63.81
101-000-676.200	REIMBURSEMENTS-POLICE	73,341.00	73,341.00	61,067.71	81,749.03	28,283.00	12,273.29	83.27
Total Dept 000		3,462,608.00	3,462,608.00	3,485,706.40	3,626,026.50	73,775.18	(23,098.40)	100.67
TOTAL REVENUES		3,462,608.00	3,462,608.00	3,485,706.40	3,626,026.50	73,775.18	(23,098.40)	100.67
Expenditures								
Dept 101 - LEGISLATIVE								
101-101-703.000	SALARIES APPOINTED	12,000.00	12,000.00	6,443.75	10,545.04	1,961.25	5,556.25	53.70
101-101-709.000	MEDICARE	200.00	200.00	93.44	152.89	28.44	106.56	46.72
101-101-710.200	UNEMPLOYMENT	500.00	500.00	141.91	165.15	27.19	358.09	28.38
101-101-724.200	WORKER'S COMPENSATION INS	65.00	65.00	216.13	212.08	7.57	(151.13)	332.51
101-101-756.000	OPERATING SUPPLIES	1,000.00	1,000.00	0.00	28.00	0.00	1,000.00	0.00
101-101-801.000	EDUCATION & TRAINING	500.00	500.00	0.00	195.00	0.00	500.00	0.00
101-101-801.200	PROFESSIONAL & CONTRACTUAL	500.00	500.00	0.00	0.00	0.00	500.00	0.00
101-101-831.000	MEMBERSHIPS & DUES	100.00	100.00	0.00	0.00	0.00	100.00	0.00
101-101-900.000	PRINTING & PUBLISHING	600.00	1,200.00	2,036.00	402.00	0.00	(836.00)	169.67
Total Dept 101 - LEGISLATIVE		15,465.00	16,065.00	8,931.23	11,700.16	2,024.45	7,133.77	55.59
Dept 172 - EXECUTIVE								

PERIOD ENDING 04/30/2022

% Fiscal Year Completed: 83.29

\*NOTE: Available Balance / Pct Budget Used does not reflect amounts encumbered.

GL NUMBER	DESCRIPTION	2021-22		YTD BALANCE 04/30/2022	END BALANCE 06/30/2021	ACTIVITY FOR MONTH 04/30/22	AVAILABLE BALANCE	% BDGT USED
		ORIGINAL BUDGET	2021-22 AMENDED BUDGET					
Fund 101 - GENERAL FUND								
Expenditures								
101-172-703.000	SALARIES APPOINTED	48,000.00	48,000.00	32,035.93	39,968.34	3,145.40	15,964.07	66.74
101-172-709.000	MEDICARE	800.00	800.00	444.77	639.05	43.46	355.23	55.60
101-172-709.100	SOCIAL SECURITY TAX	3,000.00	3,000.00	1,901.64	2,732.97	185.78	1,098.36	63.39
101-172-710.200	UNEMPLOYMENT	189.00	189.00	323.00	0.00	123.50	(134.00)	170.90
101-172-712.000	CASH IN LIEU OF PAYMENTS	0.00	0.00	0.00	4,875.00	0.00	0.00	0.00
101-172-716.000	HEALTH INSURANCE	15,100.00	15,100.00	12,459.95	3,642.77	1,267.15	2,640.05	82.52
101-172-717.100	RETIREMENT	7,600.00	7,600.00	5,803.08	4,885.48	535.38	1,796.92	76.36
101-172-724.000	LIFE & DISABILITY INSURANCE	2,190.00	2,190.00	1,959.60	1,838.55	195.96	230.40	89.48
101-172-724.200	WORKER'S COMPENSATION INS	750.00	750.00	1,041.21	846.36	133.09	(291.21)	138.83
101-172-752.200	OFFICE SUPPLIES	250.00	250.00	73.17	975.52	0.00	176.83	29.27
101-172-756.000	OPERATING SUPPLIES	500.00	500.00	0.00	1,246.98	0.00	500.00	0.00
101-172-801.200	PROFESSIONAL & CONTRACTUAL	1,000.00	1,000.00	0.00	1,311.00	0.00	1,000.00	0.00
101-172-831.000	MEMBERSHIPS & DUES	200.00	200.00	0.00	0.00	0.00	200.00	0.00
101-172-850.200	TELEPHONE	300.00	300.00	206.45	182.57	41.06	93.55	68.82
101-172-861.000	TRAVEL/MILEAGE REIMB	0.00	0.00	243.24	0.00	66.25	(243.24)	100.00
101-172-900.000	PRINTING & PUBLISHING	200.00	200.00	70.30	221.27	0.00	129.70	35.15
101-172-910.200	EDUCATION & TRAINING	1,500.00	1,500.00	960.61	0.00	361.61	539.39	64.04
101-172-934.000	OTHER REPAIRS & MAINT	500.00	500.00	0.00	4,248.68	0.00	500.00	0.00
Total Dept 172 - EXECUTIVE		82,079.00	82,079.00	57,522.95	67,614.54	6,098.64	24,556.05	70.08
Dept 215 - CLERK								
101-215-703.000	SALARIES APPOINTED	46,633.00	46,633.00	37,836.04	46,284.25	3,848.16	8,796.96	81.14
101-215-706.000	SALARIES PERMANENT	41,348.00	41,348.00	35,648.70	41,786.14	3,441.62	5,699.30	86.22
101-215-709.000	MEDICARE	1,350.00	1,350.00	1,014.97	1,305.58	100.23	335.03	75.18
101-215-709.100	SOCIAL SECURITY TAX	6,000.00	6,000.00	4,339.92	5,582.45	428.55	1,660.08	72.33
101-215-710.200	UNEMPLOYMENT	760.00	760.00	247.00	399.00	247.00	513.00	32.50
101-215-713.100	SALARIES-OVERTIME	4,000.00	4,000.00	0.00	6,425.15	0.00	4,000.00	0.00
101-215-717.100	RETIREMENT	7,100.00	7,100.00	6,386.22	6,803.06	583.18	713.78	89.95
101-215-718.000	HEALTH INSURANCE	18,900.00	18,900.00	14,979.96	17,074.23	1,509.98	3,920.04	79.26
101-215-722.000	MEDICAL EXPENSE	100.00	100.00	0.00	60.00	0.00	100.00	0.00
101-215-724.000	LIFE & DISABILITY INSURANCE	3,224.00	3,224.00	3,128.44	2,571.93	315.95	95.56	97.04
101-215-724.200	WORKER'S COMPENSATION INS	425.00	425.00	660.92	553.76	73.24	(235.92)	155.51
101-215-752.200	OFFICE SUPPLIES	350.00	350.00	106.70	0.00	0.00	243.30	30.49
101-215-756.000	OPERATING SUPPLIES	200.00	200.00	86.19	372.83	0.00	113.81	43.10
101-215-759.200	GASOLINE	100.00	100.00	31.46	216.16	0.00	68.54	31.46
101-215-801.200	PROFESSIONAL & CONTRACTUAL	500.00	500.00	868.59	819.00	0.00	(368.59)	173.72
101-215-831.000	MEMBERSHIPS & DUES	300.00	300.00	120.00	175.00	0.00	180.00	40.00
101-215-900.000	PRINTING & PUBLISHING	600.00	600.00	0.00	0.00	0.00	600.00	0.00
101-215-900.100	PRINTING & PUBLISHING--FOIA	0.00	0.00	458.75	0.00	0.00	(458.75)	100.00
101-215-910.200	EDUCATION & TRAINING	2,000.00	2,000.00	2,008.16	1,202.93	95.50	(8.16)	100.41
101-215-934.000	OTHER REPAIRS & MAINT	300.00	300.00	0.00	0.00	0.00	300.00	0.00
101-215-962.000	MISCELLANEOUS	0.00	0.00	0.00	13.24	0.00	0.00	0.00
101-215-970.110	EQUIPMENT	500.00	500.00	0.00	0.00	0.00	500.00	0.00
Total Dept 215 - CLERK		134,690.00	134,690.00	107,922.02	131,644.71	10,643.41	26,767.98	80.13
Dept 247 - BOARD OF REVIEW								
101-247-801.200	PROFESSIONAL & CONTRACTUAL	2,000.00	2,000.00	1,653.16	1,279.00	0.00	346.84	82.66
101-247-910.200	EDUCATION & TRAINING	0.00	0.00	300.00	0.00	0.00	(300.00)	100.00

PERIOD ENDING 04/30/2022

% Fiscal Year Completed: 83.29

\*NOTE: Available Balance / Pct Budget Used does not reflect amounts encumbered.

GL NUMBER	DESCRIPTION	2021-22		YTD BALANCE 04/30/2022	END BALANCE 06/30/2021	ACTIVITY FOR MONTH 04/30/22	AVAILABLE BALANCE	% BDGT USED
		ORIGINAL BUDGET	2021-22 AMENDED BUDGET					
Fund 101 - GENERAL FUND								
Expenditures								
Total Dept 247 - BOARD OF REVIEW		2,000.00	2,000.00	1,953.16	1,279.00	0.00	46.84	97.66
Dept 253 - TREASURER								
101-253-703.000	SALARIES APPOINTED	49,800.00	49,800.00	39,434.05	50,303.07	3,814.97	10,365.95	79.18
101-253-706.000	SALARIES PERMANENT	40,000.00	40,000.00	30,477.57	39,748.63	2,951.87	9,522.43	76.19
101-253-709.000	MEDICARE	1,300.00	1,300.00	985.33	1,300.06	94.78	314.67	75.79
101-253-709.100	SOCIAL SECURITY TAX	5,510.00	5,510.00	4,212.86	5,559.02	405.21	1,297.14	76.46
101-253-710.200	UNEMPLOYMENT	850.00	850.00	369.65	510.02	296.65	480.35	43.49
101-253-713.100	SALARIES-OVERTIME	3,000.00	3,000.00	169.96	2,334.15	0.00	2,830.04	5.67
101-253-717.100	RETIREMENT	10,200.00	10,200.00	8,538.40	9,798.32	777.25	1,661.60	83.71
101-253-718.000	HEALTH INSURANCE	17,500.00	17,500.00	13,084.36	14,937.14	1,320.70	4,415.64	74.77
101-253-724.000	LIFE & DISABILITY INSURANCE	4,000.00	4,000.00	3,613.94	4,288.91	362.03	386.06	90.35
101-253-724.200	WORKER'S COMPENSATION INS	425.00	425.00	660.92	553.76	73.24	(235.92)	155.51
101-253-752.200	OFFICE SUPPLIES	250.00	250.00	26.45	169.04	0.00	223.55	10.58
101-253-756.000	OPERATING SUPPLIES	250.00	250.00	611.19	5,153.70	60.96	(361.19)	244.48
101-253-759.200	GASOLINE	100.00	100.00	33.04	33.71	0.00	66.96	33.04
101-253-801.200	PROFESSIONAL & CONTRACTUAL	10,000.00	10,000.00	6,156.25	6,353.75	0.00	3,843.75	61.56
101-253-831.000	MEMBERSHIPS & DUES	300.00	300.00	404.00	295.50	0.00	(104.00)	134.67
101-253-851.200	POSTAGE	2,000.00	2,000.00	1,240.50	938.22	0.00	759.50	62.03
101-253-853.000	PHONE BILLS & STIPENDS	600.00	600.00	550.00	550.00	50.00	50.00	91.67
101-253-900.000	PRINTING & PUBLISHING	2,000.00	2,000.00	3,083.32	2,595.57	0.00	(1,083.32)	154.17
101-253-910.200	EDUCATION & TRAINING	500.00	500.00	808.00	(150.00)	0.00	(308.00)	161.60
101-253-934.000	OTHER REPAIRS & MAINT	500.00	500.00	0.00	0.00	0.00	500.00	0.00
Total Dept 253 - TREASURER		149,085.00	149,085.00	114,459.79	145,272.57	10,207.66	34,625.21	76.77
Dept 257 - ASSESSOR								
101-257-752.200	OFFICE SUPPLIES	0.00	0.00	586.94	0.00	0.00	(586.94)	100.00
101-257-756.000	OPERATING SUPPLIES	100.00	100.00	0.00	0.00	0.00	100.00	0.00
101-257-801.200	PROFESSIONAL & CONTRACTUAL	24,960.00	40,935.00	30,295.82	29,127.50	0.00	10,639.18	74.01
101-257-851.200	POSTAGE	2,500.00	2,500.00	1,421.87	1,910.43	0.00	1,078.13	56.87
101-257-900.000	PRINTING & PUBLISHING	500.00	500.00	164.28	0.00	0.00	335.72	32.86
101-257-910.200	EDUCATION & TRAINING	0.00	0.00	497.00	0.00	0.00	(497.00)	100.00
101-257-934.000	OTHER REPAIRS & MAINT	100.00	100.00	222.68	0.00	0.00	(122.68)	222.68
Total Dept 257 - ASSESSOR		28,160.00	44,135.00	33,188.59	31,037.93	0.00	10,946.41	75.20
Dept 262 - ELECTIONS								
101-262-703.000	SALARIES APPOINTED	2,000.00	2,000.00	2,000.00	2,000.00	0.00	0.00	100.00
101-262-709.000	MEDICARE	30.00	30.00	29.00	29.00	0.00	1.00	96.67
101-262-709.100	SOCIAL SECURITY TAX	125.00	125.00	124.00	124.00	0.00	1.00	99.20
101-262-756.000	OPERATING SUPPLIES	1,500.00	1,500.00	898.30	846.72	0.00	601.70	59.89
101-262-759.200	GASOLINE	250.00	250.00	0.00	0.00	0.00	250.00	0.00
101-262-801.200	PROFESSIONAL & CONTRACTUAL	5,000.00	5,000.00	615.00	5,555.45	0.00	4,385.00	12.30
101-262-851.200	POSTAGE	500.00	500.00	200.00	200.00	0.00	300.00	40.00
101-262-900.000	PRINTING & PUBLISHING	2,000.00	2,000.00	409.23	2,902.08	409.23	1,590.77	20.46
101-262-910.200	EDUCATION & TRAINING	300.00	300.00	0.00	0.00	0.00	300.00	0.00
101-262-934.000	OTHER REPAIRS & MAINT	400.00	400.00	0.00	440.00	0.00	400.00	0.00
Total Dept 262 - ELECTIONS		12,105.00	12,105.00	4,275.53	12,097.25	409.23	7,829.47	35.32

PERIOD ENDING 04/30/2022

% Fiscal Year Completed: 83.29

\*NOTE: Available Balance / Pct Budget Used does not reflect amounts encumbered.

GL NUMBER	DESCRIPTION	2021-22		YTD BALANCE 04/30/2022	END BALANCE 06/30/2021	ACTIVITY FOR MONTH 04/30/22	AVAILABLE BALANCE	% BGD USED
		ORIGINAL BUDGET	2021-22 AMENDED BUDGET					
Fund 101 - GENERAL FUND								
Expenditures								
Dept 265 - GENERAL GOVERNMENT								
101-265-706.000	SALARIES PERMANENT	69,600.00	69,600.00	35,342.87	66,646.31	2,755.20	34,257.13	50.78
101-265-706.100	SALARIES-OVERTIME	0.00	100.00	361.62	0.00	0.00	(261.62)	361.62
101-265-707.000	SALARIES PART-TIME	0.00	0.00	9,072.27	0.00	1,470.01	(9,072.27)	100.00
101-265-709.000	MEDICARE	1,009.00	1,009.00	575.63	850.13	52.80	433.37	57.05
101-265-709.100	SOCIAL SECURITY TAX	4,314.00	4,314.00	2,461.25	3,635.02	225.78	1,852.75	57.05
101-265-710.200	UNEMPLOYMENT	1,000.00	1,000.00	283.89	330.65	166.03	716.11	28.39
101-265-717.100	RETIREMENT	5,800.00	5,800.00	2,421.40	4,956.01	220.42	3,378.60	41.75
101-265-718.000	HEALTH INSURANCE	37,000.00	37,000.00	21,655.52	35,939.36	2,334.35	15,344.48	58.53
101-265-724.000	LIFE & DISABILITY INSURANCE	2,800.00	2,800.00	1,328.36	2,761.26	124.88	1,471.64	47.44
101-265-724.200	WORKER'S COMPENSATION INS	1,500.00	1,500.00	1,773.62	1,521.52	92.92	(273.62)	118.24
101-265-752.200	OFFICE SUPPLIES	6,000.00	6,000.00	2,726.87	8,441.74	299.35	3,273.13	45.45
101-265-756.000	OPERATING SUPPLIES	3,500.00	3,500.00	2,941.11	3,679.97	183.33	558.89	84.03
101-265-759.200	GASOLINE	300.00	300.00	266.52	71.27	2.86	33.48	88.84
101-265-801.200	PROFESSIONAL & CONTRACTUAL	22,000.00	22,000.00	26,042.93	14,960.35	1,230.00	(4,042.93)	118.38
101-265-801.300	PROFESSIONAL & CONTRACTUAL	8,000.00	8,000.00	9,944.22	4,746.95	0.00	(1,944.22)	124.30
101-265-807.000	AUDIT	3,000.00	3,000.00	3,680.00	3,000.00	0.00	(680.00)	122.67
101-265-831.000	MEMBERSHIPS & DUES	2,500.00	2,500.00	10,074.19	1,989.74	5,797.10	(7,574.19)	402.97
101-265-851.200	POSTAGE	4,700.00	4,700.00	4,062.97	4,668.02	0.00	637.03	86.45
101-265-854.100	WEBSITE	7,500.00	7,500.00	4,549.16	6,999.17	0.00	2,950.84	60.66
101-265-854.200	SOFTWARE EXPENSE	22,000.00	22,000.00	21,131.08	24,409.61	150.67	868.92	96.05
101-265-854.300	IT HARDWARE & EQUIPMENT	0.00	0.00	4,729.72	0.00	0.00	(4,729.72)	100.00
101-265-900.000	PRINTING & PUBLISHING	6,500.00	6,500.00	3,671.04	5,268.88	133.95	2,828.96	56.48
101-265-924.200	UTILITIES	14,000.00	14,000.00	12,303.24	11,358.87	1,580.55	1,696.76	87.88
101-265-930.300	BUILDING REPAIR & MAINTENANCE	25,000.00	25,000.00	12,444.83	21,791.76	330.49	12,555.17	49.78
101-265-930.400	GROUNDS REPAIR & MAINTENANCE	4,000.00	4,000.00	1,465.44	2,560.32	0.00	2,534.56	36.64
101-265-933.000	TECH SUPPORT/MAINTENANCE	25,000.00	25,000.00	32,675.00	25,781.64	3,350.00	(7,675.00)	130.70
101-265-934.000	OTHER REPAIRS & MAINT	5,000.00	5,000.00	2,811.09	0.00	0.00	2,188.91	56.22
101-265-934.500	AMTRAK PLATFORM MAINT.	800.00	800.00	0.00	0.00	0.00	800.00	0.00
101-265-935.100	FIRE INSURANCE	5,000.00	5,000.00	2,960.10	4,043.52	0.00	2,039.90	59.20
101-265-935.300	LIABILITY INSURANCE	9,000.00	9,000.00	5,075.67	6,507.13	0.00	3,924.33	56.40
101-265-940.900	EQUIPMENT RENTAL	5,000.00	5,000.00	2,611.81	6,452.23	0.00	2,388.19	52.24
101-265-946.200	ENGINEERING	5,500.00	5,500.00	0.00	4,800.00	0.00	5,500.00	0.00
101-265-946.300	ENGINEERING	20,000.00	67,900.00	56,054.26	25,467.00	2,578.99	11,845.74	82.55
101-265-955.850	MISCELLANEOUS	0.00	0.00	700.00	12,025.75	0.00	(700.00)	100.00
101-265-956.200	REFUNDS	3,000.00	3,000.00	2,956.43	735.85	1,451.97	43.57	98.55
101-265-963.000	BANK FEES	8,000.00	8,000.00	9,874.25	5,670.97	402.20	(1,874.25)	123.43
101-265-970.110	MISCELLANEOUS PROJECT COST	10,000.00	10,000.00	7,299.56	6,799.38	0.00	2,700.44	73.00
101-265-970.210	EQUIPMENT	2,000.00	2,000.00	0.00	787.45	0.00	2,000.00	0.00
<b>Total Dept 265 - GENERAL GOVERNMENT</b>		<b>350,323.00</b>	<b>398,323.00</b>	<b>318,327.92</b>	<b>329,657.83</b>	<b>24,933.85</b>	<b>79,995.08</b>	<b>79.92</b>
Dept 266 - ATTORNEY								
101-266-826.100	LABOR MATTERS	5,000.00	5,000.00	0.00	540.00	0.00	5,000.00	0.00
101-266-826.300	COURT/ORDINANCE	40,000.00	40,000.00	7,501.44	16,807.87	0.00	32,498.56	18.75
101-266-826.400	OTHER LEGAL MATTERS	40,000.00	40,000.00	19,495.28	25,243.50	2,260.00	20,504.72	48.74
101-266-826.500	FOIA	1,000.00	1,000.00	1,187.00	0.00	198.00	(187.00)	118.70
<b>Total Dept 266 - ATTORNEY</b>		<b>86,000.00</b>	<b>86,000.00</b>	<b>28,183.72</b>	<b>42,591.37</b>	<b>2,458.00</b>	<b>57,816.28</b>	<b>32.77</b>
Dept 298 - GENERAL GOVERNMENT								

PERIOD ENDING 04/30/2022

% Fiscal Year Completed: 83.29

\*NOTE: Available Balance / Pct Budget Used does not reflect amounts encumbered.

GL NUMBER	DESCRIPTION	2021-22		YTD BALANCE 04/30/2022	END BALANCE 06/30/2021	ACTIVITY FOR MONTH 04/30/22	AVAILABLE BALANCE	% BDGT USED
		ORIGINAL BUDGET	2021-22 AMENDED BUDGET					
Fund 101 - GENERAL FUND								
Expenditures								
101-298-706.100	SALARIES-OVERTIME	100.00	0.00	0.00	81.51	0.00	0.00	0.00
101-298-707.000	SALARIES PART-TIME	0.00	0.00	0.00	84.28	0.00	0.00	0.00
101-298-853.000	TELEPHONE	0.00	0.00	0.00	31.18	0.00	0.00	0.00
101-298-854.300	IT HARDWARE & EQUIPMENT	0.00	0.00	0.00	2,469.05	0.00	0.00	0.00
Total Dept 298 - GENERAL GOVERNMENT		100.00	0.00	0.00	2,666.02	0.00	0.00	0.00
Dept 301 - POLICE								
101-301-705.000	SALARIES SUPERVISION	85,276.00	85,276.00	67,764.09	90,574.47	6,559.62	17,511.91	79.46
101-301-706.000	SALARIES PERMANENT	443,000.00	443,000.00	347,592.06	405,875.09	35,555.22	95,407.94	78.46
101-301-706.400	SALARIES--PARKING ENF	0.00	0.00	1,859.24	0.00	0.00	(1,859.24)	100.00
101-301-707.000	SALARIES PART-TIME	58,000.00	58,000.00	28,549.38	56,964.92	1,085.65	29,450.62	49.22
101-301-709.000	MEDICARE	9,269.00	9,269.00	6,817.94	8,346.26	631.82	2,451.06	73.56
101-301-709.100	SOCIAL SECURITY TAX	39,631.00	39,631.00	29,152.68	35,687.34	2,701.60	10,478.32	73.56
101-301-710.200	UNEMPLOYMENT	6,500.00	6,500.00	2,122.95	2,450.73	1,093.92	4,377.05	32.66
101-301-713.100	SALARIES-OVERTIME	45,000.00	45,000.00	47,534.92	49,540.70	3,302.96	(2,534.92)	105.63
101-301-717.100	RETIREMENT	40,600.00	40,600.00	32,346.92	35,110.49	3,127.65	8,253.08	79.67
101-301-718.000	HEALTH INSURANCE	140,000.00	140,000.00	100,266.19	108,766.49	11,716.26	39,733.81	71.62
101-301-724.000	LIFE & DISABILITY INSURANCE	15,345.00	15,345.00	13,013.49	14,834.64	1,231.29	2,331.51	84.81
101-301-724.200	WORKER'S COMPENSATION INS	14,000.00	14,000.00	17,899.15	13,770.76	2,486.73	(3,899.15)	127.85
101-301-725.000	DRUG TESTING/MEDICAL EXPENSE	4,000.00	4,000.00	505.24	7,995.80	0.00	3,494.76	12.63
101-301-752.200	OFFICE SUPPLIES	1,600.00	1,600.00	539.60	775.03	0.00	1,060.40	33.73
101-301-756.000	OPERATING SUPPLIES	2,500.00	2,500.00	1,170.57	1,770.65	0.00	1,329.43	46.82
101-301-759.200	GASOLINE	15,000.00	15,000.00	9,931.23	9,159.15	1,409.72	5,068.77	66.21
101-301-768.000	UNIFORMS	12,000.00	12,000.00	9,905.79	12,955.66	2,645.00	2,094.21	82.55
101-301-768.100	AMMO	4,000.00	4,000.00	804.79	3,236.97	0.00	3,195.21	20.12
101-301-768.200	UNIFORM ALLOW-RESERVE/CERT	0.00	0.00	0.00	1,087.81	0.00	0.00	0.00
101-301-770.200	EQUIPMENT/SMALL TOOLS	4,000.00	4,000.00	897.52	2,968.70	0.00	3,102.48	22.44
101-301-801.200	PROFESSIONAL & CONTRACTUAL	5,200.00	5,200.00	3,432.00	6,798.50	156.50	1,768.00	66.00
101-301-831.000	MEMBERSHIPS & DUES	650.00	650.00	614.00	874.00	0.00	36.00	94.46
101-301-850.200	TELEPHONE	6,200.00	6,200.00	3,541.06	4,553.16	338.28	2,658.94	57.11
101-301-851.200	POSTAGE	150.00	150.00	148.69	26.65	0.00	1.31	99.13
101-301-900.000	PRINTING & PUBLISHING	1,000.00	1,000.00	827.31	1,045.98	0.00	172.69	82.73
101-301-910.200	EDUCATION & TRAINING	5,000.00	5,000.00	2,515.02	3,118.92	442.38	2,484.98	50.30
101-301-924.200	UTILITIES	12,000.00	12,000.00	10,971.62	10,864.67	1,552.52	1,028.38	91.43
101-301-930.300	BUILDING REPAIR & MAINTENANCE	10,000.00	10,000.00	11,198.08	3,229.84	220.00	(1,198.08)	111.98
101-301-931.700	EQUIPMENT MAINT--PARKING SYSTE	2,050.00	2,050.00	2,039.98	3,196.91	0.00	10.02	99.51
101-301-931.800	EQUIPMENT & MAINTENANCE	5,000.00	5,000.00	3,097.52	6,602.61	60.93	1,902.48	61.95
101-301-932.900	VEHICLE REPAIR & MAINTENANCE	7,000.00	7,000.00	7,390.19	6,980.28	606.62	(390.19)	105.57
101-301-934.000	OTHER REPAIRS & MAINT	3,000.00	3,000.00	648.06	673.03	0.00	2,351.94	21.60
101-301-934.400	RADIO/VIDEO MAINTENANCE	5,000.00	5,000.00	2,005.40	4,287.06	0.00	2,994.60	40.11
101-301-935.200	VEHICLE INSURANCE	8,000.00	8,000.00	6,261.75	5,654.92	0.00	1,738.25	78.27
101-301-935.300	LIABILITY INSURANCE	58,000.00	58,000.00	34,824.38	45,837.66	0.00	23,175.62	60.04
101-301-940.900	EQUIPMENT RENTAL	800.00	800.00	1,680.21	969.09	0.00	(880.21)	210.03
101-301-979.000	EQUIPMENT	20,000.00	20,000.00	22,796.88	22,781.72	10,934.51	(2,796.88)	113.98
101-301-983.000	VEHICLE LEASES	0.00	6,683.00	5,589.70	0.00	558.97	1,093.30	83.64
Total Dept 301 - POLICE		1,088,771.00	1,095,454.00	838,255.60	989,366.66	88,418.15	257,198.40	76.52
Dept 305 - POLICE								
101-305-706.400	SALARIES--PARKING ENF	0.00	0.00	0.00	1,410.75	0.00	0.00	0.00



PERIOD ENDING 04/30/2022

% Fiscal Year Completed: 83.29

\*NOTE: Available Balance / Pct Budget Used does not reflect amounts encumbered.

GL NUMBER	DESCRIPTION	2021-22		YTD BALANCE 04/30/2022	END BALANCE 06/30/2021	ACTIVITY FOR MONTH 04/30/22	AVAILABLE BALANCE	% BDGT USED
		ORIGINAL BUDGET	2021-22 AMENDED BUDGET					
Fund 101 - GENERAL FUND								
Expenditures								
101-305-983.000	VEHICLE LEASES	6,683.00	0.00	0.00	1,060.81	0.00	0.00	0.00
Total Dept 305 - POLICE		6,683.00	0.00	0.00	2,471.56	0.00	0.00	0.00
Dept 336 - FIRE								
101-336-704.000	VOLUNTEER SALARIES	10,000.00	10,000.00	3,167.50	10,191.50	816.00	6,832.50	31.68
101-336-705.000	SALARIES SUPERVISION	21,848.00	21,848.00	17,309.97	22,547.44	1,680.58	4,538.03	79.23
101-336-707.000	SALARIES PART-TIME	0.00	0.00	512.45	168.50	67.99	(512.45)	100.00
101-336-709.000	MEDICARE	665.00	665.00	304.33	477.16	37.16	360.67	45.76
101-336-709.100	SOCIAL SECURITY TAX	1,355.00	1,355.00	1,104.99	1,408.38	108.40	250.01	81.55
101-336-710.200	UNEMPLOYMENT	400.00	400.00	87.82	255.20	44.98	312.18	21.96
101-336-724.000	LIFE & DISABILITY INSURANCE	1,100.00	1,100.00	1,000.00	1,000.00	0.00	100.00	90.91
101-336-724.200	WORKER'S COMPENSATION INS	2,500.00	2,500.00	2,692.10	2,181.12	257.82	(192.10)	107.68
101-336-752.200	OFFICE SUPPLIES	400.00	400.00	113.18	516.59	0.00	286.82	28.30
101-336-756.000	OPERATING SUPPLIES	1,000.00	1,000.00	268.22	98.54	0.00	731.78	26.82
101-336-759.200	GASOLINE	1,000.00	1,000.00	468.32	525.83	123.61	531.68	46.83
101-336-768.000	UNIFORMS	500.00	500.00	140.63	324.06	0.00	359.37	28.13
101-336-770.200	EQUIPMENT/SMALL TOOLS	1,000.00	1,000.00	0.00	20.75	0.00	1,000.00	0.00
101-336-801.200	PROFESSIONAL & CONTRACTUAL	25,000.00	25,000.00	28,000.00	24,887.97	5,000.00	(3,000.00)	112.00
101-336-831.000	MEMBERSHIPS & DUES	150.00	150.00	75.00	125.00	0.00	75.00	50.00
101-336-850.200	TELEPHONE	1,000.00	1,000.00	550.00	1,097.00	50.00	450.00	55.00
101-336-851.200	POSTAGE	100.00	100.00	0.00	0.00	0.00	100.00	0.00
101-336-900.000	PRINTING & PUBLISHING	300.00	300.00	313.00	0.00	225.00	(13.00)	104.33
101-336-910.200	EDUCATION & TRAINING	500.00	500.00	200.00	0.00	0.00	300.00	40.00
101-336-924.200	UTILITIES	10,000.00	10,000.00	9,625.53	8,604.70	1,391.37	374.47	96.26
101-336-930.300	BUILDING REPAIR & MAINTENANCE	10,000.00	10,000.00	486.15	4,530.32	0.00	9,513.85	4.86
101-336-930.400	GROUNDS REPAIR & MAINTENANCE	1,000.00	1,000.00	0.00	1,689.75	0.00	1,000.00	0.00
101-336-931.800	EQUIPMENT & MAINTENANCE	10,000.00	10,000.00	2,155.00	8,571.67	593.73	7,845.00	21.55
101-336-932.900	VEHICLE REPAIR & MAINTENANCE	3,000.00	3,000.00	1,223.40	1,245.02	0.00	1,776.60	40.78
101-336-934.000	OTHER REPAIRS & MAINT	400.00	400.00	0.00	0.00	0.00	400.00	0.00
101-336-934.400	RADIO/VIDEO MAINTENANCE	2,500.00	2,500.00	256.00	156.00	0.00	2,244.00	10.24
101-336-935.200	VEHICLE INSURANCE	20,000.00	20,000.00	11,128.50	16,990.00	0.00	8,871.50	55.64
101-336-955.850	MISCELLANEOUS	0.00	0.00	89.87	0.00	0.00	(89.87)	100.00
101-336-979.000	EQUIPMENT	10,000.00	10,000.00	1,780.93	13,329.44	0.00	8,219.07	17.81
101-336-979.100	GEAR	6,000.00	6,000.00	0.00	0.00	0.00	6,000.00	0.00
Total Dept 336 - FIRE		141,718.00	141,718.00	83,052.89	120,941.94	10,396.64	58,665.11	58.60
Dept 371 - INSPECTION SERVICES								
101-371-706.000	SALARIES PERMANENT	41,780.00	41,780.00	33,308.32	17,895.36	3,214.40	8,471.68	79.72
101-371-706.100	SALARIES-OVERTIME	1,000.00	1,000.00	0.00	468.00	0.00	1,000.00	0.00
101-371-709.000	MEDICARE	0.00	588.00	455.82	0.00	43.64	132.18	77.52
101-371-709.100	SOCIAL SECURITY TAX	0.00	2,515.00	1,949.05	0.00	186.60	565.95	77.50
101-371-714.000	MEDICARE	588.00	588.00	0.00	247.33	0.00	588.00	0.00
101-371-715.000	SOCIAL SECURITY TAX	2,515.00	2,515.00	0.00	1,057.53	0.00	2,515.00	0.00
101-371-716.000	HEALTH INSURANCE	9,500.00	9,500.00	8,033.54	3,899.39	819.00	1,466.46	84.56
101-371-717.000	LIFE & DISABILITY INSURANCE	1,500.00	1,500.00	1,430.70	662.49	143.37	69.30	95.38
101-371-718.000	RETIREMENT	3,345.00	3,345.00	2,824.90	1,199.64	257.15	520.10	84.45
101-371-721.000	UNEMPLOYMENT COMPENSATION	0.00	0.00	187.97	0.00	123.50	(187.97)	100.00
101-371-751.000	GAS & OIL	0.00	0.00	387.39	100.70	2.85	(387.39)	100.00
101-371-752.200	OFFICE SUPPLIES	200.00	200.00	317.16	43.45	0.00	(117.16)	158.58

PERIOD ENDING 04/30/2022

% Fiscal Year Completed: 83.29

\*NOTE: Available Balance / Pct Budget Used does not reflect amounts encumbered.

GL NUMBER	DESCRIPTION	2021-22		YTD BALANCE 04/30/2022	END BALANCE 06/30/2021	ACTIVITY FOR MONTH 04/30/22	AVAILABLE BALANCE	% BDGT USED
		ORIGINAL BUDGET	2021-22 AMENDED BUDGET					
Fund 101 - GENERAL FUND								
Expenditures								
101-371-756.000	OPERATING SUPPLIES	500.00	500.00	63.50	1,141.61	0.00	436.50	12.70
101-371-801.000	EDUCATION & TRAINING	500.00	0.00	0.00	0.00	0.00	0.00	0.00
101-371-820.000	BUILDING INSPECTION FEES	60,000.00	60,000.00	37,927.41	57,920.14	1,717.50	22,072.59	63.21
101-371-820.100	MECHANICAL INSPECTIONS FEES	17,000.00	17,000.00	14,541.75	23,002.32	747.00	2,458.25	85.54
101-371-820.200	ELECTRICAL INSPECTION FEE	15,000.00	15,000.00	14,657.40	24,515.00	1,309.50	342.60	97.72
101-371-820.300	PLUMBING INSPECTION FEES	6,000.00	6,000.00	6,984.90	12,339.75	931.50	(984.90)	116.42
101-371-820.400	RENTAL INSPECTIONS	35,000.00	35,000.00	45,078.64	37,236.49	8,402.33	(10,078.64)	128.80
101-371-850.200	TELEPHONE	0.00	0.00	300.97	0.00	0.00	(300.97)	100.00
101-371-854.200	SOFTWARE EXPENSE	0.00	0.00	699.32	14,723.10	640.00	(699.32)	100.00
101-371-903.100	PRINTING & PUBLISHING--SHORT T	0.00	0.00	334.00	0.00	0.00	(334.00)	100.00
101-371-910.200	EDUCATION & TRAINING	0.00	500.00	1,000.00	0.00	0.00	(500.00)	200.00
101-371-934.000	OTHER REPAIRS & MAINT	0.00	0.00	33.43	0.00	0.00	(33.43)	100.00
101-371-935.200	VEHICLE INSURANCE	0.00	0.00	842.99	0.00	0.00	(842.99)	100.00
101-371-979.000	EQUIPMENT	500.00	500.00	0.00	0.00	0.00	500.00	0.00
101-371-983.000	VEHICLE LEASES	5,186.00	5,186.00	4,381.58	1,791.81	437.06	804.42	84.49
Total Dept 371 - INSPECTION SERVICES		200,114.00	203,217.00	175,740.74	198,244.11	18,975.40	27,476.26	86.48
Dept 442 - STREET OPERATING								
101-442-983.000	VEHICLE LEASES	29,876.00	0.00	0.00	0.00	0.00	0.00	0.00
Total Dept 442 - STREET OPERATING		29,876.00	0.00	0.00	0.00	0.00	0.00	0.00
Dept 446 - STREET OPERATING								
101-446-705.000	SALARIES SUPERVISION	34,000.00	34,000.00	23,091.74	32,533.21	2,323.42	10,908.26	67.92
101-446-706.000	SALARIES PERMANENT	51,858.00	51,858.00	34,649.01	41,199.58	2,761.93	17,208.99	66.82
101-446-709.000	MEDICARE	1,400.00	1,400.00	1,064.56	1,149.81	71.85	335.44	76.04
101-446-709.100	SOCIAL SECURITY TAX	6,500.00	6,500.00	4,551.76	4,917.29	307.17	1,948.24	70.03
101-446-710.200	UNEMPLOYMENT	3,000.00	3,000.00	738.19	798.77	617.50	2,261.81	24.61
101-446-713.100	SALARIES-OVERTIME	12,000.00	12,000.00	13,582.93	10,014.97	289.08	(1,582.93)	113.19
101-446-717.100	RETIREMENT	17,367.00	17,367.00	13,965.21	14,461.25	1,090.56	3,401.79	80.41
101-446-718.000	HEALTH INSURANCE	53,355.00	53,355.00	55,265.99	47,892.07	6,241.85	(1,910.99)	103.58
101-446-724.000	LIFE & DISABILITY INSURANCE	6,787.00	6,787.00	6,713.89	6,860.65	764.63	73.11	98.92
101-446-724.200	WORKER'S COMPENSATION INS	16,000.00	16,000.00	19,675.16	15,234.44	2,602.02	(3,675.16)	122.97
101-446-726.000	STIPENDS	500.00	500.00	491.72	308.28	0.00	8.28	98.34
101-446-752.200	OFFICE SUPPLIES	600.00	600.00	775.98	324.87	121.58	(175.98)	129.33
101-446-756.000	OPERATING SUPPLIES	6,000.00	6,000.00	7,787.98	7,269.68	219.80	(1,787.98)	129.80
101-446-759.200	GASOLINE	2,200.00	2,200.00	1,217.64	1,279.91	127.14	982.36	55.35
101-446-768.000	UNIFORMS	2,000.00	2,000.00	1,911.76	1,419.73	0.00	88.24	95.59
101-446-770.200	EQUIPMENT/SMALL TOOLS	5,500.00	5,500.00	7,527.50	4,082.95	3,583.79	(2,027.50)	136.86
101-446-801.200	PROFESSIONAL & CONTRACTUAL	20,000.00	20,000.00	7,772.60	8,194.50	116.00	12,227.40	38.86
101-446-831.000	MEMBERSHIPS & DUES	1,000.00	1,000.00	1,011.94	949.58	0.00	(11.94)	101.19
101-446-850.200	TELEPHONE	1,300.00	1,300.00	910.09	1,088.48	90.01	389.91	70.01
101-446-900.000	PRINTING & PUBLISHING	350.00	350.00	264.00	1,065.31	0.00	86.00	75.43
101-446-910.200	EDUCATION & TRAINING	500.00	500.00	0.00	0.00	0.00	500.00	0.00
101-446-924.200	UTILITIES	18,000.00	18,000.00	11,796.38	19,486.50	2,076.47	6,203.62	65.54
101-446-930.300	BUILDING REPAIR & MAINTENANCE	16,000.00	16,000.00	2,837.11	13,246.88	345.72	13,162.89	17.73
101-446-930.400	GROUNDS REPAIR & MAINTENANCE	20,000.00	20,000.00	6,183.37	14,272.81	33.96	13,816.63	30.92
101-446-931.800	EQUIPMENT & MAINTENANCE	10,000.00	10,000.00	11,274.21	14,769.35	1,650.68	(1,274.21)	112.74
101-446-932.900	VEHICLE REPAIR & MAINTENANCE	10,000.00	10,000.00	19,807.12	10,640.21	0.00	(9,807.12)	198.07
101-446-934.100	STORM SEWER REPAIR & MAINT	140,000.00	140,000.00	58,000.00	44,103.75	0.00	82,000.00	41.43

PERIOD ENDING 04/30/2022

% Fiscal Year Completed: 83.29

\*NOTE: Available Balance / Pct Budget Used does not reflect amounts encumbered.

GL NUMBER	DESCRIPTION	2021-22		YTD BALANCE 04/30/2022	END BALANCE 06/30/2021	ACTIVITY FOR MONTH 04/30/22	AVAILABLE BALANCE	% BDGT USED
		ORIGINAL BUDGET	2021-22 AMENDED BUDGET					
Fund 101 - GENERAL FUND								
Expenditures								
101-446-934.220	TREE REMOVALS	35,000.00	35,000.00	9,700.00	29,025.00	0.00	25,300.00	27.71
101-446-935.200	VEHICLE INSURANCE	5,000.00	5,000.00	4,493.20	3,969.64	0.00	506.80	89.86
101-446-940.900	EQUIPMENT RENTAL	3,000.00	3,000.00	1,454.75	1,972.35	0.00	1,545.25	48.49
101-446-955.850	MISCELLANEOUS	0.00	0.00	0.00	(167.42)	0.00	0.00	0.00
101-446-983.000	VEHICLE LEASES	0.00	29,876.00	15,337.03	0.00	1,158.55	14,538.97	51.34
Total Dept 446 - STREET OPERATING		499,217.00	529,093.00	343,852.82	352,364.40	26,593.71	185,240.18	64.99
Dept 448 - STREET LIGHTING								
101-448-926.000	STREET LIGHTING	35,000.00	35,000.00	17,665.38	21,988.47	1,999.73	17,334.62	50.47
Total Dept 448 - STREET LIGHTING		35,000.00	35,000.00	17,665.38	21,988.47	1,999.73	17,334.62	50.47
Dept 528 - SOLID WASTE COLLECTION								
101-528-801.200	PROFESSIONAL & CONTRACTUAL	272,256.00	272,256.00	218,955.80	254,112.42	21,308.28	53,300.20	80.42
Total Dept 528 - SOLID WASTE COLLECTION		272,256.00	272,256.00	218,955.80	254,112.42	21,308.28	53,300.20	80.42
Dept 567 - CEMETERY								
101-567-995.900	CONTRIBUTIONS TO OTHERS	30,000.00	30,000.00	27,500.00	30,000.00	2,500.00	2,500.00	91.67
Total Dept 567 - CEMETERY		30,000.00	30,000.00	27,500.00	30,000.00	2,500.00	2,500.00	91.67
Dept 651 - AMBULANCE SERVICE								
101-651-801.200	PROFESSIONAL & CONTRACTUAL	114,142.00	114,142.00	93,576.86	109,237.68	9,654.75	20,565.14	81.98
Total Dept 651 - AMBULANCE SERVICE		114,142.00	114,142.00	93,576.86	109,237.68	9,654.75	20,565.14	81.98
Dept 701 - PLANNING COMMISSION								
101-701-801.200	PROFESSIONAL & CONTRACTUAL	2,500.00	2,500.00	1,553.00	1,079.00	0.00	947.00	62.12
101-701-900.000	PRINTING & PUBLISHING	300.00	300.00	1,922.80	150.00	187.53	(1,622.80)	640.93
101-701-910.200	EDUCATION & TRAINING	1,500.00	1,500.00	0.00	0.00	0.00	1,500.00	0.00
Total Dept 701 - PLANNING COMMISSION		4,300.00	4,300.00	3,475.80	1,229.00	187.53	824.20	80.83
Dept 702 - ZONING								
101-702-801.200	PROFESSIONAL & CONTRACTUAL	12,000.00	12,000.00	19,526.50	4,456.00	0.00	(7,526.50)	162.72
101-702-900.000	PRINTING & PUBLISHING	500.00	500.00	2,357.34	472.82	0.00	(1,857.34)	471.47
Total Dept 702 - ZONING		12,500.00	12,500.00	21,883.84	4,928.82	0.00	(9,383.84)	175.07
Dept 872 - OTHER FUNCTIONS								
101-872-962.000	MISCELLANEOUS	0.00	0.00	4.63	0.00	0.00	(4.63)	100.00
Total Dept 872 - OTHER FUNCTIONS		0.00	0.00	4.63	0.00	0.00	(4.63)	100.00

PERIOD ENDING 04/30/2022

% Fiscal Year Completed: 83.29

\*NOTE: Available Balance / Pct Budget Used does not reflect amounts encumbered.

GL NUMBER	DESCRIPTION	2021-22		YTD BALANCE 04/30/2022	END BALANCE 06/30/2021	ACTIVITY FOR MONTH 04/30/22	AVAILABLE BALANCE	% BDGT USED
		ORIGINAL BUDGET	2021-22 AMENDED BUDGET					
Fund 101 - GENERAL FUND								
Expenditures								
Dept 965 - TRANSFERS								
101-965-995.130	TRANSFER TO DEBT SERVICE	126,716.00	126,716.00	126,716.00	127,543.00	0.00	0.00	100.00
101-965-995.208	TRANSFER TO PARK	100,000.00	100,000.00	100,000.00	75,000.00	0.00	0.00	100.00
101-965-995.402	TRANSFER TO EQUIP PURCHASE	40,000.00	40,000.00	40,000.00	30,000.00	0.00	0.00	100.00
101-965-995.594	TRANSFER TO HARBOR OPERATIONS	0.00	0.00	0.00	25,000.00	0.00	0.00	0.00
101-965-999.000	TRANSFERS OUT	0.00	0.00	110,505.00	0.00	0.00	(110,505.00)	100.00
Total Dept 965 - TRANSFERS		266,716.00	266,716.00	377,221.00	257,543.00	0.00	(110,505.00)	141.43
TOTAL EXPENDITURES		3,561,300.00	3,628,878.00	2,875,950.27	3,117,989.44	236,809.43	752,927.73	79.25
Fund 101 - GENERAL FUND:								
TOTAL REVENUES		3,462,608.00	3,462,608.00	3,485,706.40	3,626,026.50	73,775.18	(23,098.40)	100.67
TOTAL EXPENDITURES		3,561,300.00	3,628,878.00	2,875,950.27	3,117,989.44	236,809.43	752,927.73	79.25
NET OF REVENUES & EXPENDITURES		(98,692.00)	(166,270.00)	609,756.13	508,037.06	(163,034.25)	(776,026.13)	366.73
Fund 105 - PNBALRSB								
Revenues								
Dept 000								
105-000-569.900	GRANTS	821,000.00	821,000.00	0.00	51,000.00	0.00	821,000.00	0.00
105-000-581.740	LRSB DISBURSEMENTS	275,000.00	275,000.00	306,850.38	220,879.80	0.00	(31,850.38)	111.58
105-000-665.000	INTEREST EARNED	0.00	0.00	0.10	0.05	0.01	(0.10)	100.00
Total Dept 000		1,096,000.00	1,096,000.00	306,850.48	271,879.85	0.01	789,149.52	28.00
TOTAL REVENUES		1,096,000.00	1,096,000.00	306,850.48	271,879.85	0.01	789,149.52	28.00
Expenditures								
Dept 000								
105-000-807.000	AUDIT	2,920.00	2,920.00	2,920.00	3,920.00	0.00	0.00	100.00
Total Dept 000		2,920.00	2,920.00	2,920.00	3,920.00	0.00	0.00	100.00
Dept 670								
105-670-801.200	PROFESSIONAL & CONTRACTUAL	30,000.00	30,000.00	0.00	56,750.00	0.00	30,000.00	0.00
105-670-946.200	ENGINEERING	30,000.00	30,000.00	498.50	2,000.00	498.50	29,501.50	1.66
105-670-970.000	CAPITAL IMPROVEMENTS	969,000.00	969,000.00	60,902.61	0.00	0.00	908,097.39	6.29
105-670-970.110	CAPITAL PROJECTS	30,000.00	30,000.00	12,673.75	6,482.55	0.00	17,326.25	42.25
105-670-995.402	TRANSFER TO EQUIP PURCHASE	40,000.00	40,000.00	40,000.00	40,000.00	0.00	0.00	100.00
105-670-999.100	TRANSFER TO WATER	0.00	0.00	51,520.00	0.00	0.00	(51,520.00)	100.00
Total Dept 670		1,099,000.00	1,099,000.00	165,594.86	105,232.55	498.50	933,405.14	15.07
TOTAL EXPENDITURES		1,101,920.00	1,101,920.00	168,514.86	109,152.55	498.50	933,405.14	15.29

PERIOD ENDING 04/30/2022

% Fiscal Year Completed: 83.29

\*NOTE: Available Balance / Pct Budget Used does not reflect amounts encumbered.

GL NUMBER	DESCRIPTION	2021-22		YTD BALANCE 04/30/2022	END BALANCE 06/30/2021	ACTIVITY FOR MONTH 04/30/22	AVAILABLE BALANCE	% BGD USED	
		ORIGINAL BUDGET	2021-22 AMENDED BUDGET						
Fund 105 - PNBALRSB									
Fund 105 - PNBALRSB:									
	TOTAL REVENUES	1,096,000.00	1,096,000.00	306,850.48	271,879.85	0.01	789,149.52	28.00	
	TOTAL EXPENDITURES	1,101,920.00	1,101,920.00	168,514.86	109,152.55	498.50	933,405.14	15.29	
	NET OF REVENUES & EXPENDITURES	(5,920.00)	(5,920.00)	138,335.62	162,727.30	(498.49)	(144,255.62)	2,336.75	
Fund 202 - MAJOR STREET FUND									
Revenues									
Dept 000									
	202-000-546.000	MOTOR VEHICLE FUND TAX	190,000.00	190,000.00	181,207.72	229,563.34	21,162.64	8,792.28	95.37
	202-000-665.000	INTEREST EARNED	150.00	150.00	531.24	174.98	13.83	(381.24)	354.16
	Total Dept 000		190,150.00	190,150.00	181,738.96	229,738.32	21,176.47	8,411.04	95.58
	TOTAL REVENUES		190,150.00	190,150.00	181,738.96	229,738.32	21,176.47	8,411.04	95.58
Expenditures									
Dept 463 - ROUTINE MAINTENANCE									
	202-463-705.000	SALARIES SUPERVISION	6,500.00	6,500.00	4,485.87	6,240.15	331.93	2,014.13	69.01
	202-463-706.000	SALARIES PERMANENT	20,500.00	20,500.00	20,211.94	23,357.16	1,611.12	288.06	98.59
	202-463-709.000	MEDICARE	300.00	300.00	328.48	398.63	25.19	(28.48)	109.49
	202-463-709.100	SOCIAL SECURITY TAX	1,600.00	1,600.00	1,404.48	1,704.43	107.70	195.52	87.78
	202-463-756.000	OPERATING SUPPLIES	6,500.00	6,500.00	0.00	1,009.00	0.00	6,500.00	0.00
	202-463-759.200	GASOLINE	7,000.00	7,000.00	8,939.52	7,185.26	932.15	(1,939.52)	127.71
	202-463-770.200	EQUIPMENT/SMALL TOOLS	2,000.00	2,000.00	0.00	0.00	0.00	2,000.00	0.00
	202-463-801.200	PROFESSIONAL & CONTRACTUAL	25,000.00	25,000.00	6,243.96	6,237.16	0.00	18,756.04	24.98
	202-463-931.800	EQUIPMENT & MAINTENANCE	5,000.00	5,000.00	638.17	0.00	0.00	4,361.83	12.76
	202-463-932.900	VEHICLE REPAIR & MAINTENANCE	2,000.00	2,000.00	0.00	983.50	0.00	2,000.00	0.00
	202-463-967.100	TOOLS & EQUIP	1,000.00	1,000.00	0.00	0.00	0.00	1,000.00	0.00
	Total Dept 463 - ROUTINE MAINTENANCE		77,400.00	77,400.00	42,252.42	47,115.29	3,008.09	35,147.58	54.59
Dept 474 - TRAFFIC SERVICES									
	202-474-705.000	SALARIES SUPERVISION	6,500.00	6,500.00	4,485.43	6,239.56	331.89	2,014.57	69.01
	202-474-706.000	SALARIES PERMANENT	20,500.00	20,500.00	20,211.72	23,356.95	1,611.11	288.28	98.59
	202-474-709.000	MEDICARE	300.00	300.00	328.32	398.49	25.16	(28.32)	109.44
	202-474-709.100	SOCIAL SECURITY TAX	1,600.00	1,600.00	1,404.33	1,704.29	107.69	195.67	87.77
	202-474-756.000	OPERATING SUPPLIES	3,000.00	3,000.00	0.00	1,961.53	0.00	3,000.00	0.00
	202-474-784.000	OPER SUPP SNOW & ICE	25,000.00	25,000.00	7,277.29	23,951.45	0.00	17,722.71	29.11
	202-474-801.200	PROFESSIONAL & CONTRACTUAL	15,000.00	15,000.00	7,525.35	31,989.76	1,947.27	7,474.65	50.17
	202-474-931.800	EQUIPMENT & MAINTENANCE	4,000.00	4,000.00	2,704.58	4,298.82	0.00	1,295.42	67.61
	Total Dept 474 - TRAFFIC SERVICES		75,900.00	75,900.00	43,937.02	93,900.85	4,023.12	31,962.98	57.89
Dept 482 - ADMINISTRATIVE									
	202-482-705.000	SALARIES SUPERVISION	5,000.00	5,000.00	3,407.89	3,741.10	334.60	1,592.11	68.16
	202-482-709.000	MEDICARE	75.00	75.00	47.31	53.39	4.62	27.69	63.08
	202-482-709.100	SOCIAL SECURITY TAX	300.00	300.00	202.24	228.43	19.76	97.76	67.41
	202-482-807.000	AUDIT	1,000.00	1,000.00	1,000.00	1,000.00	0.00	0.00	100.00
	202-482-955.850	MISCELLANEOUS	0.00	0.00	8,009.14	130.30	0.00	(8,009.14)	100.00

PERIOD ENDING 04/30/2022

% Fiscal Year Completed: 83.29

\*NOTE: Available Balance / Pct Budget Used does not reflect amounts encumbered.

GL NUMBER	DESCRIPTION	2021-22		YTD BALANCE 04/30/2022	END BALANCE 06/30/2021	ACTIVITY FOR MONTH 04/30/22	AVAILABLE BALANCE	% BDGT USED
		ORIGINAL BUDGET	2021-22 AMENDED BUDGET					
Fund 202 - MAJOR STREET FUND								
Expenditures								
Total Dept 482 - ADMINISTRATIVE		6,375.00	6,375.00	12,666.58	5,153.22	358.98	(6,291.58)	198.69
Dept 483 - ENGINEERING								
202-483-801.200	PROFESSIONAL & CONTRACTUAL	15,000.00	15,000.00	4,100.00	0.00	0.00	10,900.00	27.33
202-483-934.200	BRIDGE REHABILITATION	30,000.00	30,000.00	0.00	3,850.00	0.00	30,000.00	0.00
Total Dept 483 - ENGINEERING		45,000.00	45,000.00	4,100.00	3,850.00	0.00	40,900.00	9.11
TOTAL EXPENDITURES		204,675.00	204,675.00	102,956.02	150,019.36	7,390.19	101,718.98	50.30
Fund 202 - MAJOR STREET FUND:								
TOTAL REVENUES		190,150.00	190,150.00	181,738.96	229,738.32	21,176.47	8,411.04	95.58
TOTAL EXPENDITURES		204,675.00	204,675.00	102,956.02	150,019.36	7,390.19	101,718.98	50.30
NET OF REVENUES & EXPENDITURES		(14,525.00)	(14,525.00)	78,782.94	79,718.96	13,786.28	(93,307.94)	542.40
Fund 203 - LOCAL STREET FUND								
Revenues								
Dept 000								
203-000-546.000	MOTOR VEHICLE FUND TAX	100,000.00	100,000.00	92,363.62	116,132.13	10,856.37	7,636.38	92.36
203-000-578.000	STATE REVENUE METRO ACT	0.00	0.00	0.00	11,561.45	0.00	0.00	0.00
203-000-665.000	INTEREST EARNED	150.00	150.00	359.82	161.48	13.83	(209.82)	239.88
Total Dept 000		100,150.00	100,150.00	92,723.44	127,855.06	10,870.20	7,426.56	92.58
TOTAL REVENUES		100,150.00	100,150.00	92,723.44	127,855.06	10,870.20	7,426.56	92.58
Expenditures								
Dept 463 - ROUTINE MAINTENANCE								
203-463-705.000	SALARIES SUPERVISION	6,500.00	6,500.00	4,485.65	6,239.83	331.90	2,014.35	69.01
203-463-706.000	SALARIES PERMANENT	10,000.00	10,000.00	8,661.85	10,010.31	690.46	1,338.15	86.62
203-463-709.000	MEDICARE	200.00	200.00	177.08	221.40	13.48	22.92	88.54
203-463-709.100	SOCIAL SECURITY TAX	850.00	850.00	757.13	946.58	57.59	92.87	89.07
203-463-756.000	OPERATING SUPPLIES	4,000.00	4,000.00	0.00	609.00	0.00	4,000.00	0.00
203-463-759.200	GASOLINE	1,600.00	1,600.00	1,787.88	2,210.02	186.42	(187.88)	111.74
203-463-770.200	EQUIPMENT/SMALL TOOLS	1,500.00	1,500.00	0.00	0.00	0.00	1,500.00	0.00
203-463-801.200	PROFESSIONAL & CONTRACTUAL	5,000.00	5,000.00	0.00	944.00	0.00	5,000.00	0.00
203-463-931.800	EQUIPMENT & MAINTENANCE	5,000.00	5,000.00	0.00	0.00	0.00	5,000.00	0.00
203-463-932.900	VEHICLE REPAIR & MAINTENANCE	1,500.00	1,500.00	936.57	983.50	0.00	563.43	62.44
203-463-967.100	TOOLS & EQUIP	1,500.00	1,500.00	0.00	0.00	0.00	1,500.00	0.00
Total Dept 463 - ROUTINE MAINTENANCE		37,650.00	37,650.00	16,806.16	22,164.64	1,279.85	20,843.84	44.64
Dept 474 - TRAFFIC SERVICES								
203-474-705.000	SALARIES SUPERVISION	6,500.00	6,500.00	4,486.20	6,240.85	331.94	2,013.80	69.02
203-474-706.000	SALARIES PERMANENT	10,000.00	10,000.00	8,661.86	10,010.08	690.46	1,338.14	86.62
203-474-709.000	MEDICARE	200.00	200.00	177.19	221.58	13.48	22.81	88.60



PERIOD ENDING 04/30/2022

% Fiscal Year Completed: 83.29

\*NOTE: Available Balance / Pct Budget Used does not reflect amounts encumbered.

GL NUMBER	DESCRIPTION	2021-22		YTD BALANCE 04/30/2022	END BALANCE 06/30/2021	ACTIVITY FOR MONTH 04/30/22	AVAILABLE BALANCE	% BDGT USED
		ORIGINAL BUDGET	2021-22 AMENDED BUDGET					
Fund 203 - LOCAL STREET FUND								
Expenditures								
203-474-709.100	SOCIAL SECURITY TAX	850.00	850.00	757.24	946.61	57.60	92.76	89.09
203-474-756.000	MISC SUPPLIES	2,000.00	2,000.00	0.00	1,505.31	0.00	2,000.00	0.00
203-474-784.000	OPER SUPP SNOW & ICE	20,000.00	20,000.00	7,277.31	9,336.13	0.00	12,722.69	36.39
203-474-933.000	EQUIPMENT & MAINTENANCE	0.00	0.00	0.00	1,587.00	0.00	0.00	0.00
Total Dept 474 - TRAFFIC SERVICES		39,550.00	39,550.00	21,359.80	29,847.56	1,093.48	18,190.20	54.01
Dept 482 - ADMINISTRATIVE								
203-482-705.000	SALARIES SUPERVISION	2,600.00	2,600.00	2,044.86	2,244.66	200.76	555.14	78.65
203-482-709.000	MEDICARE	50.00	50.00	28.43	32.08	2.78	21.57	56.86
203-482-709.100	SOCIAL SECURITY TAX	200.00	200.00	121.40	137.08	11.86	78.60	60.70
203-482-807.000	AUDIT	1,000.00	1,000.00	1,000.00	1,000.00	0.00	0.00	100.00
203-482-955.850	MISCELLANEOUS	60.00	60.00	4,703.78	76.55	0.00	(4,643.78)	7,839.63
Total Dept 482 - ADMINISTRATIVE		3,910.00	3,910.00	7,898.47	3,490.37	215.40	(3,988.47)	202.01
TOTAL EXPENDITURES		81,110.00	81,110.00	46,064.43	55,502.57	2,588.73	35,045.57	56.79
Fund 203 - LOCAL STREET FUND:								
TOTAL REVENUES		100,150.00	100,150.00	92,723.44	127,855.06	10,870.20	7,426.56	92.58
TOTAL EXPENDITURES		81,110.00	81,110.00	46,064.43	55,502.57	2,588.73	35,045.57	56.79
NET OF REVENUES & EXPENDITURES		19,040.00	19,040.00	46,659.01	72,352.49	8,281.47	(27,619.01)	245.06
Fund 204 - MUNICIPAL STREET FUND								
Revenues								
Dept 000								
204-000-404.000	PROPERTY TAXES	0.00	0.00	62,551.07	0.00	0.00	(62,551.07)	100.00
204-000-445.000	PENALTY & INTEREST	0.00	0.00	138.61	0.00	0.00	(138.61)	100.00
204-000-665.000	INTEREST EARNED	0.00	0.00	0.10	0.00	0.01	(0.10)	100.00
204-000-699.000	TRANSFER FROM GENERAL	0.00	0.00	110,505.00	0.00	0.00	(110,505.00)	100.00
204-000-699.100	TRANSFER IN	0.00	0.00	433.01	0.00	0.00	(433.01)	100.00
Total Dept 000		0.00	0.00	173,627.79	0.00	0.01	(173,627.79)	100.00
TOTAL REVENUES		0.00	0.00	173,627.79	0.00	0.01	(173,627.79)	100.00
Expenditures								
Dept 970 - CAPITAL								
204-970-976.200	STREET PAVING PROGRAM	0.00	0.00	160,504.30	0.00	0.00	(160,504.30)	100.00
Total Dept 970 - CAPITAL		0.00	0.00	160,504.30	0.00	0.00	(160,504.30)	100.00
TOTAL EXPENDITURES		0.00	0.00	160,504.30	0.00	0.00	(160,504.30)	100.00

PERIOD ENDING 04/30/2022

% Fiscal Year Completed: 83.29

\*NOTE: Available Balance / Pct Budget Used does not reflect amounts encumbered.

GL NUMBER	DESCRIPTION	2021-22		YTD BALANCE 04/30/2022	END BALANCE 06/30/2021	ACTIVITY FOR MONTH 04/30/22	AVAILABLE BALANCE	% BDGT USED
		ORIGINAL BUDGET	2021-22 AMENDED BUDGET					
Fund 204 - MUNICIPAL STREET FUND								
Fund 204 - MUNICIPAL STREET FUND:								
	TOTAL REVENUES	0.00	0.00	173,627.79	0.00	0.01	(173,627.79)	100.00
	TOTAL EXPENDITURES	0.00	0.00	160,504.30	0.00	0.00	(160,504.30)	100.00
	NET OF REVENUES & EXPENDITURES	0.00	0.00	13,123.49	0.00	0.01	(13,123.49)	100.00
Fund 208 - PARK FUND								
Revenues								
Dept 000								
208-000-569.000	GRANT	0.00	0.00	0.00	2,000.00	0.00	0.00	0.00
208-000-587.000	DONATIONS	0.00	0.00	0.00	175.00	0.00	0.00	0.00
208-000-651.100	TRANSIENT MARINA FEES	0.00	0.00	0.00	(3,132.90)	0.00	0.00	0.00
208-000-653.000	CONCESSION	10,000.00	10,000.00	0.00	10,000.00	0.00	10,000.00	0.00
208-000-653.300	VENDOR PERCENTAGE OF SALES	40,000.00	40,000.00	41,684.05	50,738.72	0.00	(1,684.05)	104.21
208-000-653.400	BOAT LAUNCHING FEES	0.00	0.00	0.00	0.31	0.00	0.00	0.00
208-000-654.000	BEACH PARKING FEES	300,000.00	300,000.00	272,207.55	314,227.95	1,588.65	27,792.45	90.74
208-000-657.000	PARKING FINES	55,000.00	55,000.00	61.00	49,815.00	0.00	54,939.00	0.11
208-000-665.000	INTEREST EARNED	50.00	50.00	19.48	34.95	3.05	30.52	38.96
208-000-667.100	PAVILLION RENTALS	500.00	500.00	375.00	600.00	0.00	125.00	75.00
208-000-678.000	REIMBURSEMENTS	0.00	0.00	2,587.11	0.00	0.00	(2,587.11)	100.00
208-000-691.000	MISCELLANEOUS	0.00	0.00	1,802.00	0.00	0.00	(1,802.00)	100.00
208-000-699.000	TRANSFER FROM GENERAL	100,000.00	100,000.00	100,000.00	75,000.00	0.00	0.00	100.00
Total Dept 000		505,550.00	505,550.00	418,736.19	499,459.03	1,591.70	86,813.81	82.83
TOTAL REVENUES		505,550.00	505,550.00	418,736.19	499,459.03	1,591.70	86,813.81	82.83
Expenditures								
Dept 691 - PARK								
208-691-706.400	SALARIES--PARKING ENF	0.00	0.00	0.00	705.40	0.00	0.00	0.00
208-691-983.000	VEHICLE LEASES	6,183.00	6,183.00	0.35	0.00	0.00	6,182.65	0.01
Total Dept 691 - PARK		6,183.00	6,183.00	0.35	705.40	0.00	6,182.65	0.01
Dept 751 - PARKS								
208-751-704.000	SALARIES PART-TIME	0.00	0.00	8,199.80	2,696.41	1,088.01	(8,199.80)	100.00
208-751-704.100	PT - LIFEGUARDS	60,000.00	60,000.00	16,306.10	40,730.77	0.00	43,693.90	27.18
208-751-705.000	SALARIES SUPERVISION	62,808.00	62,808.00	43,142.03	62,654.77	4,163.87	19,665.97	68.69
208-751-706.000	SALARIES PERMANENT	55,273.00	55,273.00	26,531.82	43,070.30	3,495.37	28,741.18	48.00
208-751-706.160	SALARIES-BOAT LAUNCH	0.00	0.00	0.00	0.21	0.00	0.00	0.00
208-751-706.300	SALARIES-BEACH	55,000.00	55,000.00	22,380.61	45,233.65	0.00	32,619.39	40.69
208-751-706.400	SALARIES--PARKING ENF	0.00	0.00	929.65	0.00	0.00	(929.65)	100.00
208-751-709.000	MEDICARE	3,000.00	3,000.00	1,938.10	3,224.79	123.77	1,061.90	64.60
208-751-709.100	SOCIAL SECURITY TAX	13,000.00	13,000.00	7,320.55	13,788.39	529.20	5,679.45	56.31
208-751-710.200	UNEMPLOYMENT	6,000.00	6,000.00	2,548.12	2,332.84	219.20	3,451.88	42.47
208-751-713.100	SALARIES-OVERTIME	3,000.00	3,000.00	360.84	2,781.43	0.00	2,639.16	12.03
208-751-717.100	RETIREMENT	10,000.00	10,000.00	5,464.51	6,568.28	544.37	4,535.49	54.65
208-751-718.000	HEALTH INSURANCE	20,000.00	20,000.00	10,518.20	9,100.69	751.02	9,481.80	52.59
208-751-724.000	LIFE & DISABILITY INSURANCE	3,317.00	3,317.00	2,576.31	2,795.38	299.80	740.69	77.67
208-751-724.200	WORKER'S COMPENSATION INS	5,500.00	5,500.00	6,294.46	5,358.24	726.22	(794.46)	114.44
208-751-725.000	DRUG TESTING/MEDICAL EXPENSE	1,000.00	1,000.00	0.00	175.00	0.00	1,000.00	0.00
208-751-752.200	OFFICE SUPPLIES	1,000.00	1,000.00	1,094.98	600.14	0.00	(94.98)	109.50

PERIOD ENDING 04/30/2022

% Fiscal Year Completed: 83.29

\*NOTE: Available Balance / Pct Budget Used does not reflect amounts encumbered.

GL NUMBER	DESCRIPTION	2021-22		YTD BALANCE 04/30/2022	END BALANCE 06/30/2021	ACTIVITY FOR MONTH 04/30/22	AVAILABLE BALANCE	% BGD USED
		ORIGINAL BUDGET	2021-22 AMENDED BUDGET					
Fund 208 - PARK FUND								
Expenditures								
208-751-756.000	OPERATING SUPPLIES	10,000.00	10,000.00	11,052.12	10,668.88	337.51	(1,052.12)	110.52
208-751-759.200	GASOLINE	5,000.00	5,000.00	2,478.31	2,492.98	532.18	2,521.69	49.57
208-751-768.000	UNIFORMS	3,000.00	3,000.00	1,265.59	3,938.25	0.00	1,734.41	42.19
208-751-770.200	EQUIPMENT/SMALL TOOLS	5,000.00	5,000.00	3,423.88	6,100.87	1,410.66	1,576.12	68.48
208-751-801.200	PROFESSIONAL & CONTRACTUAL	25,000.00	25,000.00	21,323.00	61,257.00	2,819.00	3,677.00	85.29
208-751-807.000	AUDIT	1,000.00	1,000.00	1,000.00	1,000.00	0.00	0.00	100.00
208-751-831.000	MEMBERSHIPS & DUES	400.00	400.00	0.00	175.00	0.00	400.00	0.00
208-751-850.200	TELEPHONE	2,000.00	2,000.00	1,983.16	2,492.50	252.21	16.84	99.16
208-751-854.200	SOFTWARE EXPENSE	2,050.00	2,050.00	0.00	0.00	0.00	2,050.00	0.00
208-751-900.000	PRINTING & PUBLISHING	2,000.00	2,000.00	4,420.52	3,844.51	1,781.43	(2,420.52)	221.03
208-751-910.200	EDUCATION & TRAINING	500.00	500.00	350.00	500.00	0.00	150.00	70.00
208-751-924.200	UTILITIES	35,000.00	35,000.00	27,881.75	22,698.93	1,663.11	7,118.25	79.66
208-751-930.300	BUILDING REPAIR & MAINTENANCE	20,000.00	20,000.00	8,203.89	18,210.13	614.90	11,796.11	41.02
208-751-930.500	GROUNDS REPAIR & MAINT	20,000.00	20,000.00	18,239.06	17,207.43	2,488.52	1,760.94	91.20
208-751-931.700	EQUIPMENT MAINT--PARKING SYSTE	5,000.00	5,000.00	5,580.00	4,689.00	0.00	(580.00)	111.60
208-751-931.800	EQUIPMENT & MAINTENANCE	10,000.00	10,000.00	8,914.29	17,188.45	4,738.34	1,085.71	89.14
208-751-932.900	VEHICLE REPAIR & MAINTENANCE	3,000.00	3,000.00	6,238.05	4,731.87	0.00	(3,238.05)	207.94
208-751-935.100	FIRE INSURANCE	1,800.00	1,800.00	1,287.00	1,758.06	0.00	513.00	71.50
208-751-935.200	VEHICLE INSURANCE	4,500.00	4,500.00	2,588.80	3,969.62	0.00	1,911.20	57.53
208-751-935.300	LIABILITY INSURANCE	8,000.00	8,000.00	5,639.63	7,230.16	0.00	2,360.37	70.50
208-751-937.700	EQUIPMENT LEASES	12,000.00	12,000.00	21.68	13,035.72	0.00	11,978.32	0.18
208-751-940.900	EQUIPMENT RENTAL	1,000.00	1,000.00	300.00	1,050.00	0.00	700.00	30.00
208-751-946.200	ENGINEERING	2,000.00	2,000.00	0.00	0.00	0.00	2,000.00	0.00
208-751-956.200	REFUNDS	400.00	400.00	0.00	0.00	0.00	400.00	0.00
208-751-963.000	BANK FEES	12,000.00	12,000.00	9,354.40	10,011.80	0.00	2,645.60	77.95
208-751-967.000	MISC PROJECTS	6,000.00	6,000.00	3,180.87	3,854.35	0.00	2,819.13	53.01
208-751-970.000	CAPITAL IMPROVEMENTS	6,000.00	6,000.00	0.00	4,455.00	0.00	6,000.00	0.00
208-751-979.000	EQUIPMENT	5,000.00	5,000.00	337.25	525.28	0.00	4,662.75	6.75
208-751-979.200	LIFEGUARD EQUIPMENT	2,200.00	2,200.00	184.71	3,721.57	0.00	2,015.29	8.40
208-751-979.300	LIFEGUARD RECRUITMENT & TRAINI	4,250.00	4,250.00	338.00	1,675.00	250.00	3,912.00	7.95
208-751-983.000	VEHICLE LEASES	0.00	0.00	3,900.56	0.00	516.26	(3,900.56)	100.00
Total Dept 751 - PARKS		512,998.00	512,998.00	305,092.60	469,593.65	29,344.95	207,905.40	59.47
TOTAL EXPENDITURES		519,181.00	519,181.00	305,092.95	470,299.05	29,344.95	214,088.05	58.76
Fund 208 - PARK FUND:								
TOTAL REVENUES		505,550.00	505,550.00	418,736.19	499,459.03	1,591.70	86,813.81	82.83
TOTAL EXPENDITURES		519,181.00	519,181.00	305,092.95	470,299.05	29,344.95	214,088.05	58.76
NET OF REVENUES & EXPENDITURES		(13,631.00)	(13,631.00)	113,643.24	29,159.98	(27,753.25)	(127,274.24)	833.71
Fund 209 - PARK IMPROVEMENT FUND								
Revenues								
Dept 000								
209-000-404.000	PROPERTY TAXES	112,000.00	112,000.00	115,287.80	111,781.46	0.00	(3,287.80)	102.94
209-000-445.000	PENALTY & INTEREST	225.00	225.00	255.18	253.04	0.00	(30.18)	113.41
209-000-665.000	INTEREST EARNED	20.00	20.00	24.91	32.70	2.70	(4.91)	124.55
Total Dept 000		112,245.00	112,245.00	115,567.89	112,067.20	2.70	(3,322.89)	102.96

PERIOD ENDING 04/30/2022

% Fiscal Year Completed: 83.29

\*NOTE: Available Balance / Pct Budget Used does not reflect amounts encumbered.

GL NUMBER	DESCRIPTION	2021-22		YTD BALANCE 04/30/2022	END BALANCE 06/30/2021	ACTIVITY FOR MONTH 04/30/22	AVAILABLE BALANCE	% BDGT USED
		ORIGINAL BUDGET	2021-22 AMENDED BUDGET					
Fund 209 - PARK IMPROVEMENT FUND								
Revenues								
TOTAL REVENUES		112,245.00	112,245.00	115,567.89	112,067.20	2.70	(3,322.89)	102.96
Expenditures								
Dept 751 - PARKS								
209-751-974.000	CAPITAL IMPROVEMENTS	155,000.00	155,000.00	0.00	82,350.00	0.00	155,000.00	0.00
209-751-995.500	TRANSFER TO DREDGE FUND	40,000.00	40,000.00	34,970.00	36,288.00	0.00	5,030.00	87.43
Total Dept 751 - PARKS		195,000.00	195,000.00	34,970.00	118,638.00	0.00	160,030.00	17.93
TOTAL EXPENDITURES		195,000.00	195,000.00	34,970.00	118,638.00	0.00	160,030.00	17.93
Fund 209 - PARK IMPROVEMENT FUND:								
TOTAL REVENUES		112,245.00	112,245.00	115,567.89	112,067.20	2.70	(3,322.89)	102.96
TOTAL EXPENDITURES		195,000.00	195,000.00	34,970.00	118,638.00	0.00	160,030.00	17.93
NET OF REVENUES & EXPENDITURES		(82,755.00)	(82,755.00)	80,597.89	(6,570.80)	2.70	(163,352.89)	97.39
Fund 225 - DREDGE FUND								
Revenues								
Dept 000								
225-000-589.000	CONTRIBUTIONS	40,000.00	40,000.00	(20,575.50)	28,116.00	2,576.50	60,575.50	(51.44)
225-000-665.000	INTEREST EARNED	125.00	125.00	159.48	204.13	18.95	(34.48)	127.58
225-000-699.100	TRANSFER IN	40,000.00	40,000.00	34,970.00	36,288.00	0.00	5,030.00	87.43
Total Dept 000		80,125.00	80,125.00	14,553.98	64,608.13	2,595.45	65,571.02	18.16
TOTAL REVENUES		80,125.00	80,125.00	14,553.98	64,608.13	2,595.45	65,571.02	18.16
Expenditures								
Dept 597 - HARBOR OPERATIONS								
225-597-801.200	PROFESSIONAL & CONTRACTUAL	300,000.00	300,000.00	24,996.25	0.00	0.00	275,003.75	8.33
Total Dept 597 - HARBOR OPERATIONS		300,000.00	300,000.00	24,996.25	0.00	0.00	275,003.75	8.33
TOTAL EXPENDITURES		300,000.00	300,000.00	24,996.25	0.00	0.00	275,003.75	8.33
Fund 225 - DREDGE FUND:								
TOTAL REVENUES		80,125.00	80,125.00	14,553.98	64,608.13	2,595.45	65,571.02	18.16
TOTAL EXPENDITURES		300,000.00	300,000.00	24,996.25	0.00	0.00	275,003.75	8.33
NET OF REVENUES & EXPENDITURES		(219,875.00)	(219,875.00)	(10,442.27)	64,608.13	2,595.45	(209,432.73)	4.75
Fund 248 - DOWNTOWN DEVELOPMENT AUTHORITY								
Revenues								

PERIOD ENDING 04/30/2022

% Fiscal Year Completed: 83.29

\*NOTE: Available Balance / Pct Budget Used does not reflect amounts encumbered.

GL NUMBER	DESCRIPTION	2021-22		YTD BALANCE 04/30/2022	END BALANCE 06/30/2021	ACTIVITY FOR MONTH 04/30/22	AVAILABLE BALANCE	% BGD USED
		ORIGINAL BUDGET	2021-22 AMENDED BUDGET					
Fund 248 - DOWNTOWN DEVELOPMENT AUTHORITY								
Revenues								
Dept 000								
248-000-665.000	INTEREST EARNED	0.00	0.00	0.10	0.12	0.01	(0.10)	100.00
Total Dept 000		0.00	0.00	0.10	0.12	0.01	(0.10)	100.00
TOTAL REVENUES		0.00	0.00	0.10	0.12	0.01	(0.10)	100.00
Fund 248 - DOWNTOWN DEVELOPMENT AUTHORITY:								
TOTAL REVENUES		0.00	0.00	0.10	0.12	0.01	(0.10)	100.00
TOTAL EXPENDITURES		0.00	0.00	0.00	0.00	0.00	0.00	0.00
NET OF REVENUES & EXPENDITURES		0.00	0.00	0.10	0.12	0.01	(0.10)	100.00
Fund 265 - DRUG LAW ENFORCEMENT FUND								
Revenues								
Dept 000								
265-000-665.000	INTEREST EARNED	0.00	0.00	0.00	0.02	0.00	0.00	0.00
Total Dept 000		0.00	0.00	0.00	0.02	0.00	0.00	0.00
TOTAL REVENUES		0.00	0.00	0.00	0.02	0.00	0.00	0.00
Fund 265 - DRUG LAW ENFORCEMENT FUND:								
TOTAL REVENUES		0.00	0.00	0.00	0.02	0.00	0.00	0.00
TOTAL EXPENDITURES		0.00	0.00	0.00	0.00	0.00	0.00	0.00
NET OF REVENUES & EXPENDITURES		0.00	0.00	0.00	0.02	0.00	0.00	0.00
Fund 266 - CRIMINAL JUSTICE TRAINING (ACT 302)								
Revenues								
Dept 000								
266-000-550.000	STATE REVENUE JUSTICE TRAINING	1,300.00	1,300.00	555.36	892.08	0.00	744.64	42.72
266-000-665.000	INTEREST EARNED	0.00	0.00	0.10	0.12	0.01	(0.10)	100.00
Total Dept 000		1,300.00	1,300.00	555.46	892.20	0.01	744.54	42.73
TOTAL REVENUES		1,300.00	1,300.00	555.46	892.20	0.01	744.54	42.73
Expenditures								
Dept 000								
266-000-910.900	CRIMINAL JUSTICE TRAINING	0.00	0.00	194.38	155.51	0.00	(194.38)	100.00
Total Dept 000		0.00	0.00	194.38	155.51	0.00	(194.38)	100.00

PERIOD ENDING 04/30/2022

% Fiscal Year Completed: 83.29

\*NOTE: Available Balance / Pct Budget Used does not reflect amounts encumbered.

GL NUMBER	DESCRIPTION	2021-22		YTD BALANCE 04/30/2022	END BALANCE 06/30/2021	ACTIVITY FOR MONTH 04/30/22	AVAILABLE BALANCE	% BDGT USED
		ORIGINAL BUDGET	2021-22 AMENDED BUDGET					
Fund 266 - CRIMINAL JUSTICE TRAINING (ACT 302)								
Expenditures								
TOTAL EXPENDITURES		0.00	0.00	194.38	155.51	0.00	(194.38)	100.00
Fund 266 - CRIMINAL JUSTICE TRAINING (ACT 302):								
TOTAL REVENUES		1,300.00	1,300.00	555.46	892.20	0.01	744.54	42.73
TOTAL EXPENDITURES		0.00	0.00	194.38	155.51	0.00	(194.38)	100.00
NET OF REVENUES & EXPENDITURES		1,300.00	1,300.00	361.08	736.69	0.01	938.92	27.78
Fund 351 - DEBT SERVICE								
Revenues								
Dept 000								
351-000-665.000	INTEREST EARNED	100.00	100.00	56.63	74.94	0.13	43.37	56.63
351-000-699.000	TRANSFER FROM GENERAL	126,716.00	126,716.00	126,716.00	127,543.00	0.00	0.00	100.00
351-000-699.100	TRANSFER IN FROM WATER	84,275.00	84,275.00	84,275.00	84,825.00	0.00	0.00	100.00
351-000-699.200	TRANSFER IN FROM SEWER	126,109.00	126,109.00	126,109.00	126,932.00	0.00	0.00	100.00
Total Dept 000		337,200.00	337,200.00	337,156.63	339,374.94	0.13	43.37	99.99
TOTAL REVENUES		337,200.00	337,200.00	337,156.63	339,374.94	0.13	43.37	99.99
Expenditures								
Dept 906 - DEBT SERVICE								
351-906-991.100	2017 CAP IMPROV BOND PRINCIPLE	245,000.00	245,000.00	245,000.00	240,000.00	0.00	0.00	100.00
351-906-992.100	2017 CAP IMPROV BOND INTEREST	92,100.00	92,100.00	92,100.00	99,300.00	0.00	0.00	100.00
351-906-993.000	FEES	800.00	800.00	0.00	0.00	0.00	800.00	0.00
Total Dept 906 - DEBT SERVICE		337,900.00	337,900.00	337,100.00	339,300.00	0.00	800.00	99.76
TOTAL EXPENDITURES		337,900.00	337,900.00	337,100.00	339,300.00	0.00	800.00	99.76
Fund 351 - DEBT SERVICE:								
TOTAL REVENUES		337,200.00	337,200.00	337,156.63	339,374.94	0.13	43.37	99.99
TOTAL EXPENDITURES		337,900.00	337,900.00	337,100.00	339,300.00	0.00	800.00	99.76
NET OF REVENUES & EXPENDITURES		(700.00)	(700.00)	56.63	74.94	0.13	(756.63)	8.09
Fund 402 - EQUIPMENT PURCHASE FUND								
Revenues								
Dept 000								
402-000-665.000	INTEREST EARNED	0.00	0.00	32.16	35.15	3.85	(32.16)	100.00
402-000-676.000	REIMBURSEMENTS	25,000.00	25,000.00	65,645.00	30,441.00	0.00	(40,645.00)	262.58
402-000-699.000	TRANSFER FROM GENERAL	30,000.00	30,000.00	40,000.00	30,000.00	0.00	(10,000.00)	133.33
402-000-699.300	TRANSFER FROM LRSB	40,000.00	40,000.00	40,000.00	40,000.00	0.00	0.00	100.00
Total Dept 000		95,000.00	95,000.00	145,677.16	100,476.15	3.85	(50,677.16)	153.34



PERIOD ENDING 04/30/2022

% Fiscal Year Completed: 83.29

\*NOTE: Available Balance / Pct Budget Used does not reflect amounts encumbered.

GL NUMBER	DESCRIPTION	2021-22		YTD BALANCE 04/30/2022	END BALANCE 06/30/2021	ACTIVITY FOR MONTH 04/30/22	AVAILABLE BALANCE	% BDGT USED
		ORIGINAL BUDGET	2021-22 AMENDED BUDGET					
Fund 402 - EQUIPMENT PURCHASE FUND								
Revenues								
TOTAL REVENUES		95,000.00	95,000.00	145,677.16	100,476.15	3.85	(50,677.16)	153.34
Expenditures								
Dept 970 - CAPITAL								
402-970-981.000	POLICE VEHICLES&EQUIPMENT	22,000.00	22,000.00	21,362.85	21,047.55	0.00	637.15	97.10
402-970-981.200	STREET VEHICLES & EQUIPMENT	34,500.00	34,500.00	30,422.85	36,857.40	0.00	4,077.15	88.18
402-970-981.300	PARK VEHICLES & EQUIPMENT	5,720.00	5,720.00	1,429.89	56,219.56	0.00	4,290.11	25.00
402-970-981.500	CITY HALL EQUIPMENT	5,000.00	5,000.00	0.00	0.00	0.00	5,000.00	0.00
Total Dept 970 - CAPITAL		67,220.00	67,220.00	53,215.59	114,124.51	0.00	14,004.41	79.17
TOTAL EXPENDITURES		67,220.00	67,220.00	53,215.59	114,124.51	0.00	14,004.41	79.17
Fund 402 - EQUIPMENT PURCHASE FUND:								
TOTAL REVENUES		95,000.00	95,000.00	145,677.16	100,476.15	3.85	(50,677.16)	153.34
TOTAL EXPENDITURES		67,220.00	67,220.00	53,215.59	114,124.51	0.00	14,004.41	79.17
NET OF REVENUES & EXPENDITURES		27,780.00	27,780.00	92,461.57	(13,648.36)	3.85	(64,681.57)	332.84
Fund 403 - CAPITAL IMPROV CONSTRUCTION								
Revenues								
Dept 000								
403-000-665.000	INTEREST EARNED	0.00	0.00	13.24	43.63	0.00	(13.24)	100.00
403-000-695.100	TRANSFER	0.00	0.00	(433.01)	0.00	0.00	433.01	100.00
Total Dept 000		0.00	0.00	(419.77)	43.63	0.00	419.77	100.00
TOTAL REVENUES		0.00	0.00	(419.77)	43.63	0.00	419.77	100.00
Expenditures								
Dept 970 - CAPITAL								
403-970-976.200	STREET PAVING PROGRAM	65,000.00	65,000.00	58,950.40	44,969.60	0.00	6,049.60	90.69
403-970-993.000	FEES	950.00	950.00	750.00	1,250.00	0.00	200.00	78.95
Total Dept 970 - CAPITAL		65,950.00	65,950.00	59,700.40	46,219.60	0.00	6,249.60	90.52
TOTAL EXPENDITURES		65,950.00	65,950.00	59,700.40	46,219.60	0.00	6,249.60	90.52
Fund 403 - CAPITAL IMPROV CONSTRUCTION:								
TOTAL REVENUES		0.00	0.00	(419.77)	43.63	0.00	419.77	100.00
TOTAL EXPENDITURES		65,950.00	65,950.00	59,700.40	46,219.60	0.00	6,249.60	90.52
NET OF REVENUES & EXPENDITURES		(65,950.00)	(65,950.00)	(60,120.17)	(46,175.97)	0.00	(5,829.83)	91.16
Fund 590 - SEWER FUND								

PERIOD ENDING 04/30/2022

% Fiscal Year Completed: 83.29

\*NOTE: Available Balance / Pct Budget Used does not reflect amounts encumbered.

GL NUMBER	DESCRIPTION	2021-22		YTD BALANCE 04/30/2022	END BALANCE 06/30/2021	ACTIVITY FOR MONTH 04/30/22	AVAILABLE BALANCE	% BDGT USED
		ORIGINAL BUDGET	2021-22 AMENDED BUDGET					
Fund 590 - SEWER FUND								
Revenues								
Dept 000								
590-000-642.000	TAP IN FEES	8,000.00	8,000.00	7,337.70	9,705.73	2,648.15	662.30	91.72
590-000-642.100	TAP BUY INS	20,000.00	20,000.00	14,675.00	20,770.77	5,870.00	5,325.00	73.38
590-000-642.300	INSPECTION FEES	500.00	500.00	395.00	237.00	158.00	105.00	79.00
590-000-642.400	CONNECTION FEE	1,500.00	1,500.00	1,750.00	1,050.00	700.00	(250.00)	116.67
590-000-650.000	USAGE	482,812.00	482,812.00	417,223.03	460,488.39	29,279.29	65,588.97	86.42
590-000-650.100	READY TO SERVE	575,000.00	575,000.00	492,791.31	574,777.86	58,513.55	82,208.69	85.70
590-000-662.000	PENALTIES	10,000.00	10,000.00	8,602.16	8,472.62	760.34	1,397.84	86.02
590-000-665.000	INTEREST EARNED	150.00	150.00	83.20	167.82	6.79	66.80	55.47
590-000-670.000	INCOME FROM JOINT VENTURE	0.00	0.00	0.00	(110,423.09)	0.00	0.00	0.00
590-000-691.000	MISCELLANEOUS	0.00	0.00	0.00	740.58	0.00	0.00	0.00
Total Dept 000		1,097,962.00	1,097,962.00	942,857.40	965,987.68	97,936.12	155,104.60	85.87
TOTAL REVENUES		1,097,962.00	1,097,962.00	942,857.40	965,987.68	97,936.12	155,104.60	85.87
Expenditures								
Dept 537 - SEWER								
590-537-705.000	SALARIES SUPERVISION	27,500.00	27,500.00	17,156.89	20,908.92	1,767.46	10,343.11	62.39
590-537-706.000	SALARIES PERMANENT	40,000.00	40,000.00	34,169.87	41,240.75	2,907.73	5,830.13	85.42
590-537-709.000	MEDICARE	800.00	800.00	701.72	859.50	63.37	98.28	87.72
590-537-709.100	SOCIAL SECURITY TAX	4,000.00	4,000.00	3,000.90	3,674.30	270.96	999.10	75.02
590-537-756.000	OPERATING SUPPLIES	300.00	300.00	0.00	0.00	0.00	300.00	0.00
590-537-801.200	PROFESSIONAL & CONTRACTUAL	3,000.00	17,750.00	0.00	0.00	0.00	17,750.00	0.00
590-537-807.000	AUDIT	2,000.00	2,000.00	2,000.00	2,000.00	0.00	0.00	100.00
590-537-838.000	GALIEN RIVER SANITARY DISTRICT	900,000.00	900,000.00	421,973.93	524,330.34	0.00	478,026.07	46.89
590-537-838.100	GRSD MAINTENANCE	40,000.00	40,000.00	7,331.16	29,521.25	0.00	32,668.84	18.33
590-537-838.500	GRSD-CONNECTION FEES	2,000.00	2,000.00	350.00	700.00	0.00	1,650.00	17.50
590-537-851.200	POSTAGE	1,800.00	1,800.00	800.00	800.00	0.00	1,000.00	44.44
590-537-903.000	PRINTING & PUBLISHING	0.00	0.00	0.00	155.41	0.00	0.00	0.00
590-537-924.200	UTILITIES	13,000.00	13,000.00	18,979.55	20,232.03	1,170.47	(5,979.55)	146.00
590-537-931.800	EQUIPMENT & MAINTENANCE	4,000.00	4,000.00	0.00	0.00	0.00	4,000.00	0.00
590-537-934.100	SEWER REPAIR & MAINTENANCE	30,000.00	30,000.00	0.00	0.00	0.00	30,000.00	0.00
590-537-935.300	LIABILITY INSURANCE	2,800.00	2,800.00	1,943.97	2,563.01	0.00	856.03	69.43
590-537-937.000	SEWER CONNECTIONS/MAINTENANCE	7,000.00	7,000.00	0.00	5,200.00	0.00	7,000.00	0.00
590-537-946.200	ENGINEERING	30,000.00	30,000.00	0.00	750.00	0.00	30,000.00	0.00
590-537-955.850	MISCELLANEOUS	0.00	0.00	326.34	181.75	0.00	(326.34)	100.00
590-537-968.000	DEPRECIATION EXPENSE	0.00	0.00	0.00	47,105.40	0.00	0.00	0.00
590-537-995.000	INTERFUND TRANSFERS	22,878.00	22,878.00	22,878.10	19,678.27	11,070.83	(0.10)	100.00
590-537-995.100	TRANSFER TO DEBT SERVICE 2017	126,716.00	126,716.00	126,109.00	126,932.00	0.00	607.00	99.52
Total Dept 537 - SEWER		1,257,794.00	1,272,544.00	657,721.43	846,832.93	17,250.82	614,822.57	51.69
TOTAL EXPENDITURES		1,257,794.00	1,272,544.00	657,721.43	846,832.93	17,250.82	614,822.57	51.69
Fund 590 - SEWER FUND:								
TOTAL REVENUES		1,097,962.00	1,097,962.00	942,857.40	965,987.68	97,936.12	155,104.60	85.87
TOTAL EXPENDITURES		1,257,794.00	1,272,544.00	657,721.43	846,832.93	17,250.82	614,822.57	51.69

PERIOD ENDING 04/30/2022

% Fiscal Year Completed: 83.29

\*NOTE: Available Balance / Pct Budget Used does not reflect amounts encumbered.

GL NUMBER	DESCRIPTION	2021-22		YTD BALANCE 04/30/2022	END BALANCE 06/30/2021	ACTIVITY FOR MONTH 04/30/22	AVAILABLE BALANCE	% BDGT USED
		ORIGINAL BUDGET	2021-22 AMENDED BUDGET					
Fund 590 - SEWER FUND								
NET OF REVENUES & EXPENDITURES		(159,832.00)	(174,582.00)	285,135.97	119,154.75	80,685.30	(459,717.97)	163.32
Fund 591 - WATER FUND								
Revenues								
Dept 000								
591-000-626.000	SERVICES RENDERED	500.00	500.00	1,350.00	1,914.00	0.00	(850.00)	270.00
591-000-642.000	TAP IN FEES	20,000.00	20,000.00	14,833.86	17,978.05	2,910.50	5,166.14	74.17
591-000-642.100	TAP BUY INS	10,000.00	10,000.00	3,964.00	10,977.23	991.00	6,036.00	39.64
591-000-648.000	USAGE - CASINO	360,000.00	360,000.00	320,499.88	338,002.97	32,736.00	39,500.12	89.03
591-000-649.000	USAGE-TWP	9,700.00	9,700.00	9,559.60	13,163.11	326.40	140.40	98.55
591-000-650.000	USAGE	370,000.00	370,000.00	301,277.81	332,331.79	17,627.43	68,722.19	81.43
591-000-650.100	READY TO SERVE	430,000.00	430,000.00	353,225.11	422,985.23	43,265.71	76,774.89	82.15
591-000-650.200	RTS - CASINO	23,000.00	23,000.00	19,488.40	23,386.08	1,948.84	3,511.60	84.73
591-000-651.000	ON/OFF FEES	3,000.00	3,000.00	3,525.00	5,916.50	255.00	(525.00)	117.50
591-000-662.000	PENALTIES	6,500.00	6,500.00	5,577.80	5,699.01	479.51	922.20	85.81
591-000-665.000	INTEREST EARNED	400.00	400.00	824.54	513.41	7.67	(424.54)	206.14
591-000-680.000	HYDRANT RENTAL	150.00	150.00	100.00	416.00	0.00	50.00	66.67
591-000-695.300	TRANSFER FROM LRSB	0.00	0.00	51,520.00	0.00	0.00	(51,520.00)	100.00
Total Dept 000		1,233,250.00	1,233,250.00	1,085,746.00	1,173,283.38	100,548.06	147,504.00	88.04
TOTAL REVENUES		1,233,250.00	1,233,250.00	1,085,746.00	1,173,283.38	100,548.06	147,504.00	88.04
Expenditures								
Dept 536 - WATER								
591-536-705.000	SALARIES SUPERVISION	133,575.00	133,575.00	95,167.06	116,846.18	9,307.04	38,407.94	71.25
591-536-706.000	SALARIES PERMANENT	186,864.00	186,864.00	147,138.58	185,730.43	13,976.82	39,725.42	78.74
591-536-709.000	MEDICARE	5,000.00	5,000.00	3,556.19	4,431.27	330.37	1,443.81	71.12
591-536-709.100	SOCIAL SECURITY TAX	19,500.00	19,500.00	15,206.06	18,947.75	1,412.57	4,293.94	77.98
591-536-710.200	UNEMPLOYMENT	1,700.00	1,700.00	457.53	736.64	457.53	1,242.47	26.91
591-536-713.100	SALARIES-OVERTIME	22,000.00	22,000.00	13,738.29	17,384.45	1,260.03	8,261.71	62.45
591-536-717.100	RETIREMENT	21,500.00	21,500.00	17,675.62	(11,735.63)	1,609.01	3,824.38	82.21
591-536-718.000	HEALTH INSURANCE	81,258.00	81,258.00	65,935.52	75,961.73	6,634.88	15,322.48	81.14
591-536-724.000	LIFE & DISABILITY INSURANCE	7,881.00	7,881.00	6,910.16	8,514.25	678.87	970.84	87.68
591-536-724.200	WORKER'S COMPENSATION INS	9,500.00	9,500.00	12,182.39	10,414.90	1,454.17	(2,682.39)	128.24
591-536-725.000	DRUG TESTING/MEDICAL EXPENSE	0.00	0.00	55.00	0.00	0.00	(55.00)	100.00
591-536-726.000	STIPENDS	5,050.00	5,050.00	5,341.72	5,158.28	0.00	(291.72)	105.78
591-536-752.200	OFFICE SUPPLIES	800.00	800.00	558.57	122.22	0.00	241.43	69.82
591-536-754.000	PROCESS CHEMICALS	26,500.00	26,500.00	12,035.12	24,427.90	0.00	14,464.88	45.42
591-536-756.000	OPERATING SUPPLIES	25,000.00	25,000.00	7,095.92	14,828.04	121.43	17,904.08	28.38
591-536-756.100	SUPPLIES - WATER TAPS	7,500.00	7,500.00	13,923.57	4,987.32	7,664.08	(6,423.57)	185.65
591-536-756.200	METER REPLACEMENT	17,000.00	17,000.00	8,141.34	7,478.40	0.00	8,858.66	47.89
591-536-756.300	MISC TESTING SUPPLIES&TESTING	8,000.00	8,000.00	2,781.17	8,221.66	0.00	5,218.83	34.76
591-536-756.400	LAB SUPPLIES	23,500.00	23,500.00	15,186.53	20,578.69	451.09	8,313.47	64.62
591-536-759.200	GASOLINE	5,500.00	5,500.00	3,762.61	3,133.26	437.74	1,737.39	68.41
591-536-768.000	UNIFORMS	1,600.00	1,600.00	721.58	1,004.20	109.20	878.42	45.10
591-536-770.200	EQUIPMENT/SMALL TOOLS	5,500.00	5,500.00	5,044.18	646.24	0.00	455.82	91.71
591-536-801.200	PROFESSIONAL & CONTRACTUAL	30,000.00	44,750.00	21,566.00	27,511.24	2,698.00	23,184.00	48.19
591-536-801.600	CONTRACTUAL-WATER TAPS	7,500.00	7,500.00	1,394.00	4,473.50	0.00	6,106.00	18.59
591-536-807.000	AUDIT	2,000.00	2,000.00	2,000.00	2,000.00	0.00	0.00	100.00
591-536-818.700	SLUDGE REMOVAL	35,000.00	35,000.00	0.00	0.00	0.00	35,000.00	0.00
591-536-818.800	WATER INTAKE SERVICE	15,000.00	15,000.00	17,400.00	0.00	0.00	(2,400.00)	116.00
591-536-820.500	PERMIT FEE	150.00	150.00	150.00	245.00	0.00	0.00	100.00

PERIOD ENDING 04/30/2022

% Fiscal Year Completed: 83.29

\*NOTE: Available Balance / Pct Budget Used does not reflect amounts encumbered.

GL NUMBER	DESCRIPTION	2021-22		YTD BALANCE 04/30/2022	END BALANCE 06/30/2021	ACTIVITY FOR MONTH 04/30/22	AVAILABLE BALANCE	% BDGT USED
		ORIGINAL BUDGET	2021-22 AMENDED BUDGET					
Fund 591 - WATER FUND								
Expenditures								
591-536-824.000	LAB CERTIFICATION FEE	1,500.00	1,500.00	1,340.28	1,300.05	0.00	159.72	89.35
591-536-831.000	MEMBERSHIPS & DUES	2,000.00	2,000.00	905.57	1,769.58	0.00	1,094.43	45.28
591-536-850.200	TELEPHONE	12,000.00	12,000.00	7,432.00	8,189.17	727.74	4,568.00	61.93
591-536-851.200	POSTAGE	2,500.00	2,500.00	1,394.43	1,352.85	144.20	1,105.57	55.78
591-536-861.000	TRAVEL/MILEAGE REIMB	500.00	500.00	121.01	0.00	0.00	378.99	24.20
591-536-900.000	PRINTING & PUBLISHING	1,000.00	1,000.00	632.00	155.41	0.00	368.00	63.20
591-536-910.200	EDUCATION & TRAINING	3,800.00	3,800.00	2,691.24	855.00	310.00	1,108.76	70.82
591-536-924.200	UTILITIES	55,000.00	55,000.00	35,821.81	39,255.69	4,761.31	19,178.19	65.13
591-536-930.000	PLANT REPAIR & MAINTENANCE	15,000.00	15,000.00	213.56	977.45	41.89	14,786.44	1.42
591-536-930.300	BUILDING REPAIR & MAINTENANCE	20,000.00	20,000.00	3,701.58	178,013.73	2,707.62	16,298.42	18.51
591-536-931.800	EQUIPMENT & MAINTENANCE	40,000.00	40,000.00	21,173.45	24,153.08	2,483.36	18,826.55	52.93
591-536-932.900	VEHICLE REPAIR & MAINTENANCE	6,500.00	6,500.00	1,031.99	1,463.61	0.00	5,468.01	15.88
591-536-934.000	OTHER REPAIRS & MAINT	10,000.00	10,000.00	139.96	5,637.30	0.00	9,860.04	1.40
591-536-935.100	FIRE INSURANCE	12,000.00	12,000.00	8,622.90	11,778.94	0.00	3,377.10	71.86
591-536-935.200	VEHICLE INSURANCE	2,500.00	2,500.00	3,235.98	2,381.78	0.00	(735.98)	129.44
591-536-935.300	LIABILITY INSURANCE	3,000.00	3,000.00	1,879.88	2,410.06	0.00	1,120.12	62.66
591-536-940.900	EQUIPMENT RENTAL	250.00	250.00	0.00	0.00	0.00	250.00	0.00
591-536-946.200	ENGINEERING	25,000.00	25,000.00	17,079.38	19,756.50	1,352.36	7,920.62	68.32
591-536-955.850	MISCELLANEOUS	0.00	0.00	15.89	(2,312.50)	15.89	(15.89)	100.00
591-536-963.000	BANK FEES	3,000.00	3,000.00	2,783.73	682.88	0.00	216.27	92.79
591-536-968.000	DEPRECIATION EXPENSE	0.00	0.00	0.00	182,587.37	0.00	0.00	0.00
591-536-974.700	PLANT SECURITY EXPENSE	2,500.00	2,500.00	34.57	1,010.00	0.00	2,465.43	1.38
591-536-979.000	EQUIPMENT	10,000.00	10,000.00	0.00	0.00	0.00	10,000.00	0.00
591-536-979.400	WATER METER REPLACEMENT	0.00	0.00	500.00	0.00	0.00	(500.00)	100.00
591-536-979.500	HYDRANT REPLACEMENT	7,500.00	7,500.00	0.00	(9.46)	0.00	7,500.00	0.00
591-536-983.000	VEHICLE LEASES	6,277.00	6,277.00	4,004.82	0.00	530.43	2,272.18	63.80
591-536-987.000	WATER MAIN EXTENSIONS	70,000.00	70,000.00	14,485.38	0.00	0.00	55,514.62	20.69
591-536-991.700	LIGHTHOUSE CREEK PAYMENT	75,541.00	75,541.00	127,442.57	28,901.14	0.00	(51,901.57)	168.71
591-536-992.600	2010 WATER SYS IMPR-INTEREST	20,874.00	20,874.00	20,873.10	22,024.60	0.00	0.90	100.00
591-536-995.100	TRANSFER TO DEBT SERVICE 2017	84,275.00	84,275.00	84,275.00	84,825.00	0.00	0.00	100.00
Total Dept 536 - WATER		1,196,895.00	1,211,645.00	856,956.79	1,169,207.15	61,677.63	354,688.21	70.73
TOTAL EXPENDITURES		1,196,895.00	1,211,645.00	856,956.79	1,169,207.15	61,677.63	354,688.21	70.73
Fund 591 - WATER FUND:								
TOTAL REVENUES		1,233,250.00	1,233,250.00	1,085,746.00	1,173,283.38	100,548.06	147,504.00	88.04
TOTAL EXPENDITURES		1,196,895.00	1,211,645.00	856,956.79	1,169,207.15	61,677.63	354,688.21	70.73
NET OF REVENUES & EXPENDITURES		36,355.00	21,605.00	228,789.21	4,076.23	38,870.43	(207,184.21)	1,058.96
Fund 594 - HARBOR OPERATIONS								
Revenues								
Dept 000								
594-000-651.100	TRANSIENT MARINA FEES	45,000.00	45,000.00	67,482.41	70,766.66	10,429.32	(22,482.41)	149.96
594-000-652.000	BOAT LAUNCHING FEES	53,000.00	53,000.00	62,619.00	72,468.00	8,267.50	(9,619.00)	118.15
594-000-652.100	BOAT LAUNCH FEES-COMMERCIAL	28,000.00	28,000.00	12,071.00	23,946.00	200.00	15,929.00	43.11
594-000-653.200	ICE/MECHANDISE SALES	1,200.00	1,200.00	340.00	491.00	0.00	860.00	28.33
594-000-665.000	INTEREST EARNED	0.00	20.00	12.54	6.77	0.93	7.46	62.70
594-000-676.000	REIMBURSEMENTS	0.00	100.00	0.00	0.00	0.00	100.00	0.00
594-000-678.000	REIMBURSEMENTS	0.00	0.00	0.00	11,670.00	0.00	0.00	0.00

PERIOD ENDING 04/30/2022

% Fiscal Year Completed: 83.29

\*NOTE: Available Balance / Pct Budget Used does not reflect amounts encumbered.

GL NUMBER	DESCRIPTION	2021-22		YTD BALANCE 04/30/2022	END BALANCE 06/30/2021	ACTIVITY FOR MONTH 04/30/22	AVAILABLE BALANCE	% BDGT USED
		ORIGINAL BUDGET	2021-22 AMENDED BUDGET					
Fund 594 - HARBOR OPERATIONS								
Revenues								
594-000-699.000	TRANSFER FROM GENERAL	0.00	0.00	0.00	25,000.00	0.00	0.00	0.00
Total Dept 000		127,200.00	127,320.00	142,524.95	204,348.43	18,897.75	(15,204.95)	111.94
TOTAL REVENUES		127,200.00	127,320.00	142,524.95	204,348.43	18,897.75	(15,204.95)	111.94
Expenditures								
Dept 597 - HARBOR OPERATIONS								
594-597-705.000	SALARIES SUPERVISION	15,000.00	15,000.00	11,693.23	4,653.46	1,120.74	3,306.77	77.95
594-597-706.100	SALARIES-OVERTIME	500.00	500.00	162.00	108.00	0.00	338.00	32.40
594-597-706.160	SALARIES-BOAT LAUNCH	36,000.00	36,000.00	21,307.54	31,946.49	3,361.00	14,692.46	59.19
594-597-706.200	SALARIES- PT MARINA	25,000.00	25,000.00	10,841.55	17,588.70	76.00	14,158.45	43.37
594-597-706.400	SALARIES--PARKING ENF	0.00	0.00	929.59	705.37	0.00	(929.59)	100.00
594-597-707.000	SALARIES PART-TIME	0.00	0.00	1,024.98	337.05	135.99	(1,024.98)	100.00
594-597-709.000	MEDICARE	0.00	885.00	658.99	0.00	67.25	226.01	74.46
594-597-709.100	SOCIAL SECURITY TAX	0.00	3,500.00	2,817.54	0.00	287.53	682.46	80.50
594-597-710.200	UNEMPLOYMENT	0.00	1,500.00	222.97	0.00	0.00	1,277.03	14.86
594-597-714.000	MEDICARE	885.00	0.00	0.00	401.61	0.00	0.00	0.00
594-597-715.000	SOCIAL SECURITY TAX	3,500.00	0.00	0.00	1,717.31	0.00	0.00	0.00
594-597-720.000	WORKER'S COMPENSATION INS	500.00	0.00	0.34	118.34	0.00	(0.34)	100.00
594-597-721.000	UNEMPLOYMENT COMPENSATION	1,500.00	0.00	0.00	0.00	0.00	0.00	0.00
594-597-722.000	DRUG TESTING/MEDICAL EXPENSE	500.00	0.00	0.00	210.00	0.00	0.00	0.00
594-597-724.200	WORKER'S COMPENSATION INSURANC	0.00	500.00	635.26	0.00	134.98	(135.26)	127.05
594-597-725.000	DRUG TESTING/MEDICAL EXPENSE	0.00	500.00	195.00	0.00	160.00	305.00	39.00
594-597-728.000	OFFICE SUPPLIES	500.00	0.00	0.05	706.28	0.00	(0.05)	100.00
594-597-752.200	OFFICE SUPPLIES	0.00	500.00	210.38	0.00	0.00	289.62	42.08
594-597-756.000	OPERATING SUPPLIES	2,000.00	2,000.00	3,097.67	941.31	0.00	(1,097.67)	154.88
594-597-756.500	MERCHANDISE	2,000.00	2,000.00	437.06	0.00	0.00	1,562.94	21.85
594-597-767.000	EQUIPMENT/SMALL TOOLS	500.00	0.00	0.00	482.50	0.00	0.00	0.00
594-597-768.000	UNIFORMS	0.00	0.00	0.00	412.79	0.00	0.00	0.00
594-597-770.200	EQUIPMENT/SMALL TOOLS	0.00	500.00	218.42	0.00	0.00	281.58	43.68
594-597-801.200	PROFESSIONAL & CONTRACTUAL	0.00	25,000.00	19,655.42	0.00	0.00	5,344.58	78.62
594-597-807.000	AUDIT	1,000.00	1,000.00	1,000.00	0.00	0.00	0.00	100.00
594-597-818.000	PROFESSIONAL & CONTRACTUAL	3,000.00	0.00	0.00	65,780.42	0.00	0.00	0.00
594-597-818.200	ENGINEERING	2,000.00	0.00	0.00	8,850.00	0.00	0.00	0.00
594-597-900.000	PRINTING & PUBLISHING	0.00	1,500.00	2,577.25	0.00	605.34	(1,077.25)	171.82
594-597-920.000	UTILITIES	7,500.00	0.00	(0.24)	9,605.49	0.00	0.24	100.00
594-597-924.200	UTILITIES	0.00	7,500.00	7,005.24	0.00	1,537.01	494.76	93.40
594-597-930.300	BUILDING REPAIR & MAINTENANCE	0.00	5,000.00	14,232.05	0.00	259.32	(9,232.05)	284.64
594-597-930.400	GROUNDS REPAIR & MAINT	0.00	8,500.00	7,556.36	0.00	0.00	943.64	88.90
594-597-931.000	BUILDING REPAIR & MAINTENANCE	5,000.00	0.00	0.00	3,624.99	0.00	0.00	0.00
594-597-931.700	EQUIPMENT MAINT--PARKING SYSTE	0.00	0.00	960.00	0.00	0.00	(960.00)	100.00
594-597-931.800	EQUIPMENT & MAINTENANCE	0.00	1,000.00	7,958.98	0.00	0.00	(6,958.98)	795.90
594-597-932.000	GROUNDS REPAIR & MAINT	5,500.00	0.00	0.00	10,719.77	0.00	0.00	0.00
594-597-933.000	EQUIPMENT & MAINTENANCE	1,000.00	0.00	0.00	410.02	0.00	0.00	0.00
594-597-946.300	ENGINEERING	0.00	2,000.00	0.00	0.00	0.00	2,000.00	0.00
594-597-956.200	REFUNDS	1,500.00	1,500.00	0.00	1,197.88	0.00	1,500.00	0.00
594-597-963.000	BANK FEES	500.00	500.00	0.00	0.00	0.00	500.00	0.00
594-597-970.000	CAPITAL IMPROVEMENTS	5,000.00	5,000.00	0.00	852.39	0.00	5,000.00	0.00
Total Dept 597 - HARBOR OPERATIONS		120,385.00	146,885.00	115,397.63	161,370.17	7,745.16	31,487.37	78.56

PERIOD ENDING 04/30/2022

% Fiscal Year Completed: 83.29

\*NOTE: Available Balance / Pct Budget Used does not reflect amounts encumbered.

GL NUMBER	DESCRIPTION	2021-22		YTD BALANCE 04/30/2022	END BALANCE 06/30/2021	ACTIVITY FOR MONTH 04/30/22	AVAILABLE BALANCE	% BGD USED
		ORIGINAL BUDGET	2021-22 AMENDED BUDGET					
Fund 594 - HARBOR OPERATIONS								
Expenditures								
TOTAL EXPENDITURES		120,385.00	146,885.00	115,397.63	161,370.17	7,745.16	31,487.37	78.56
Fund 594 - HARBOR OPERATIONS:								
TOTAL REVENUES		127,200.00	127,320.00	142,524.95	204,348.43	18,897.75	(15,204.95)	111.94
TOTAL EXPENDITURES		120,385.00	146,885.00	115,397.63	161,370.17	7,745.16	31,487.37	78.56
NET OF REVENUES & EXPENDITURES		6,815.00	(19,565.00)	27,127.32	42,978.26	11,152.59	(46,692.32)	138.65
Fund 599 - WATER MAINT RESERVE FUND								
Revenues								
Dept 000								
599-000-665.000	INTEREST EARNED	0.00	0.00	1,470.83	453.23	2.30	(1,470.83)	100.00
Total Dept 000		0.00	0.00	1,470.83	453.23	2.30	(1,470.83)	100.00
TOTAL REVENUES		0.00	0.00	1,470.83	453.23	2.30	(1,470.83)	100.00
Expenditures								
Dept 539 - WATER RESERVE								
599-539-955.850	MISCELLANEOUS	0.00	0.00	40,087.76	642.44	0.00	(40,087.76)	100.00
599-539-968.000	DEPRECIATION EXPENSE	0.00	0.00	0.00	25,767.83	0.00	0.00	0.00
Total Dept 539 - WATER RESERVE		0.00	0.00	40,087.76	26,410.27	0.00	(40,087.76)	100.00
TOTAL EXPENDITURES		0.00	0.00	40,087.76	26,410.27	0.00	(40,087.76)	100.00
Fund 599 - WATER MAINT RESERVE FUND:								
TOTAL REVENUES		0.00	0.00	1,470.83	453.23	2.30	(1,470.83)	100.00
TOTAL EXPENDITURES		0.00	0.00	40,087.76	26,410.27	0.00	(40,087.76)	100.00
NET OF REVENUES & EXPENDITURES		0.00	0.00	(38,616.93)	(25,957.04)	2.30	38,616.93	100.00
Fund 703 - CURRENT TAX FUND								
Revenues								
Dept 000								
703-000-628.000	SERVICE CHARGE	0.00	0.00	25.00	0.00	0.00	(25.00)	100.00
Total Dept 000		0.00	0.00	25.00	0.00	0.00	(25.00)	100.00
TOTAL REVENUES		0.00	0.00	25.00	0.00	0.00	(25.00)	100.00
Fund 703 - CURRENT TAX FUND:								



PERIOD ENDING 04/30/2022

% Fiscal Year Completed: 83.29

\*NOTE: Available Balance / Pct Budget Used does not reflect amounts encumbered.

GL NUMBER	DESCRIPTION	2021-22		YTD BALANCE 04/30/2022	END BALANCE 06/30/2021	ACTIVITY FOR MONTH 04/30/22	AVAILABLE BALANCE	% BDGT USED
		ORIGINAL BUDGET	2021-22 AMENDED BUDGET					
Fund 703 - CURRENT TAX FUND								
	TOTAL REVENUES	0.00	0.00	25.00	0.00	0.00	(25.00)	100.00
	TOTAL EXPENDITURES	0.00	0.00	0.00	0.00	0.00	0.00	0.00
	NET OF REVENUES & EXPENDITURES	0.00	0.00	25.00	0.00	0.00	(25.00)	100.00
Fund 704 - TRUST & AGENCY								
Revenues								
Dept 000								
704-000-671.000	ESCROW	0.00	0.00	15,000.00	0.00	5,000.00	(15,000.00)	100.00
Total Dept 000		0.00	0.00	15,000.00	0.00	5,000.00	(15,000.00)	100.00
TOTAL REVENUES		0.00	0.00	15,000.00	0.00	5,000.00	(15,000.00)	100.00
Fund 704 - TRUST & AGENCY:								
TOTAL REVENUES		0.00	0.00	15,000.00	0.00	5,000.00	(15,000.00)	100.00
TOTAL EXPENDITURES		0.00	0.00	0.00	0.00	0.00	0.00	0.00
NET OF REVENUES & EXPENDITURES		0.00	0.00	15,000.00	0.00	5,000.00	(15,000.00)	100.00
TOTAL REVENUES - ALL FUNDS		8,438,740.00	8,438,860.00	7,460,098.89	7,716,493.87	332,399.95	978,761.11	88.40
TOTAL EXPENDITURES - ALL FUNDS		9,009,330.00	9,132,908.00	5,839,423.06	6,725,221.11	363,305.41	3,293,484.94	63.94
NET OF REVENUES & EXPENDITURES		(570,590.00)	(694,048.00)	1,620,675.83	991,272.76	(30,905.46)	(2,314,723.83)	233.51



---

**TO:** Mayor Humphrey and the New Buffalo City Council

**FROM:** Darwin Watson, City Manager

**DATE:** May 16, 2022

**RE:** Fiscal Year 2022 Budget Amendments

---

**ITEM BEFORE THE COUNCIL:**

Approval of budget amendments for the 2021-2022 fiscal year

**DISCUSSION:**

In May 2021, the New Buffalo City Council approved the budget for Fiscal Year 2022 (July 1, 2021-June 30, 2022).

Upon review of the current budget, the actual year-to-date activities have differed from the adopted budget for the fiscal year ending June 30, 2022. This is the result of several factors that occurred during the fiscal year. As a result, budget amendments are necessary to comply with the State of Michigan Uniform Budgeting and Accounting Act.

**RECOMMENDATION:**

That the New Buffalo City Council approves the recommended budget amendments to the Fiscal Year 2022 budget

**FYE 2021-22 Budget Amendments #2**

<b>Revenues:</b>						
<b>GL#</b>	<b>Fund</b>	<b>Account</b>	<b>Original Budget</b>	<b>Amended Budget</b>	<b>Net</b>	<b>Explanation</b>
204-000-404	Road Fund	Property Taxes	\$0	\$62,551	\$62,551	Tax millage funds received
204-000-445	Road Fund	Penalty & Interest	\$0	\$150	\$150	Penalty & interest from taxes
204-000-699	Road Fund	Transfer from General	\$0	\$110,505	\$110,505	Transfer millage funds put into General Fund before Road fund was created
204-000-699.1	Road Fund	Transfer in	\$0	\$433	\$433	Transfer balance of bond money to road fund
				<b>Net Revenue</b>	<b>\$173,639</b>	
<b>Expenditures:</b>						
<b>GL#</b>	<b>Fund</b>	<b>Account</b>	<b>Original Budget</b>	<b>Amended Budget</b>	<b>Net</b>	<b>Explanation</b>
101-101-910.2	General	Legislative: Education & Training	\$0.00	\$1,500.00	\$1,500	Leadership course for Mayor Humphrey
101-215-706	General	Clerk: Salaries Permanent	\$41,348.00	\$44,255.00	\$2,907	Deputy clerk moved to salaried; not in original budget
101-215-717.1	General	Clerk: Retirement	\$7,100.00	\$8,000.00	\$900	Increase in retirement costs
101257-851.2	General	Assessor: Postage	\$2,500.00	\$3,000.00	\$500	Increase in postage costs
101-265-801.3	General	Professional & Contractual	\$22,000	\$37,000	\$15,000	Council approved fireworks agreement
101-265-933	General	Tech Support & Maintenance	\$25,000	\$40,000	\$15,000	Increase in tech support services
101-336-801.2	General	Fire	\$25,000	\$40,000	\$15,000	Increase in contracted fire services approved by council
101-371-820.4	General	Inspection Services: Rental Inspections	\$35,000	\$43,000	\$8,000	Increase in rental inspections
101-446-770.2	General	Streets: Equipment/small tools	\$5,500	\$7,000	\$1,500	Increase in equipment/tools
101-446-934.1	General	Streets: Storm Sewer Repair & Maintenance	\$140,000	\$175,000	\$35,000	Mayhew Street storm drain costs
101-701-900	General	Planning Commission: Printing & Publishing	\$300	\$2,500	\$2,200	Increase in newspaper notices

**Expenditures:**

<b>GL#</b>	<b>Fund</b>	<b>Account</b>	<b>Original Budget</b>	<b>Amended Budget</b>	<b>Net</b>	<b>Explanation</b>
101-702-801.2	<b>General</b>	Zoning	\$12,000	\$67,000	\$55,000	Houseal Lavigne zoning ordinance review & update \$54,990 approved by council
			<b>Total General Fund:</b>		<b>\$152,507</b>	
105-670-999.100	<b>LRSB</b>	Transfer to Water	\$0	\$51,520	\$51,520	Transfer to pay additional charge of \$51,520 on the Lighthouse Creek invoice from Drain Commissioner
204-970-976.2	<b>Road Fund</b>	Street Paving Program	\$0	\$160,504	\$160,504	Street paving project
208-751-983	<b>Parks</b>	Vehicle leases	\$0	\$4,936	\$4,936	Parks truck lease
591-536-991.7	<b>Water</b>	Lighthouse Creek payment	\$75,541	\$127,443	\$51,902	Increased Lighthouse Creek invoice from drain commissioner



---

**TO:** Mayor Humphrey and the New Buffalo City Council

**FROM:** Darwin Watson, City Manager

**DATE:** May 16, 2022

**RE:** Millage Rate Request for Fiscal Year 2023

---

**ITEM BEFORE THE COUNCIL:**

Approval of the millage rate request for Fiscal Year 2023

**DISCUSSION:**

The taxable value of property within the jurisdiction of the City of New Buffalo is \$273,327,902. It is ordered that a tax set forth be levied upon the taxable valuation of all ad valorem and personal property within the jurisdiction and annexed thereof:

<b>Purpose and Source</b>	<b>Original Authorized Millage</b>	<b>2022 Millage Rate</b>
General Operating (Charter)	20.0000	9.7631
Parks (Voted)	0.4599	0.4391
Streets/Roads (Voted)	0.2431	0.2386

**RECOMMENDATION:**

That the New Buffalo City Council establishes the requested millage rates for the City of New Buffalo for the period of July 1, 2022 through June 30, 2023

CITY OF NEW BUFFALO  
DRAFT BUDGET

Fiscal Year 2022-23





## **CITY OF NEW BUFFALO**

### ***A short primer on City funds***

#### **First...A brief overview of the Uniform Chart of Accounts.....**

The Uniform Chart of Accounts provides a systematic arrangement and means for the uniform accumulation, recording, and reporting of financial information and transactions for all local units of government in Michigan. This system follows Generally Accepted Accounting Principles (GAAP) and Michigan law. The City of New Buffalo utilizes the Uniform Chart of Accounts and uses it to record and track revenues and expenditures by fund, department and account.

A fund is a separate account for specific revenues and expenses.

Each operating fund is assigned a number to identify it, which is written after the fund name in the descriptions below. For example, the General Fund is number 101. Departments also have their own number. The fire department is 336. And, each expense item has an account number. Operating supplies is 756. When looking at 101-336-756, it means it is the general fund (101), the department is Fire (336), and the expense is for operating supplies (756).

The funds are in numerical order in the budget, as well as on the revenue and expenditure reports that are part of the council packet.

The City of New Buffalo currently utilizes 16 active funds:

**101 General Fund**—the general fund is the chief operating fund of the City. It is used to account for all of the general revenues of the city that are not specifically levied or collected for other city funds, and for the expenditures related to the rendering of general services by the city.

Revenues are primarily from property taxes, which average \$2.5 million per year. The revenues fund the operating costs and expenses of the 23 departments within general fund, including Police, Streets, Fire, Ambulance services, Garbage Pickup, Street lighting, Inspection Services, Cemetery and general City service and administration.

**105 PNLRSB Fund**—also known as the Casino Fund. Revenues are discretionary payments received from the Local Revenue Sharing Board, based upon a percentage of net earnings from the casino. The PNLRSB fund paid for a significant part of the downtown redevelopment.

**202 Major Street Fund**—accounts for repairs, maintenance and construction on the City's major streets. The revenues consist primarily of state-shared gasoline and weight tax collections. The Michigan excise tax on gasoline is currently 19 cents per gallon.

**203 Local Street Fund**—accounts for repairs, maintenance and construction on the City's local streets. The revenues consist primarily of state-shared gasoline and weight tax collections.

(over)



**204 Roads Fund**—accounts for repairs and reconstruction of City roads, funded by the road millage. Revenues are approximately \$60,000 annually.

**208 Park Fund**—to account for the operations and maintenance of the City's 8 parks. Revenues are primarily from beach parking, boat launch and marina fees.

**209 Park Improvement Fund**—to account for the proceeds of a special millage to provide for certain improvements within the park system.

**225 Dredge Fund**—to account for costs of dredging the City's harbor.

**248 Downtown Development Authority Fund**—to account for tax increment revenue that is derived from new construction in the Downtown Development District, which can be used for improvements in the downtown area.

**265 Drug Law Enforcement Fund**—to account for confiscated property and money related to drug law enforcement activity and to provide funds for future enforcement activity.

**266 Criminal Justice Training (ACT 302) Fund**—to account for state funds used for law enforcement training.

**351 Debt Service Fund**—reserve established to service principal and interest on short-term and long-term debt. Revenues are from transfers into the debt service fund from other funds. For example, the water fund will transfer in money to pay for water-related debt.

**402 Equipment Purchase Fund**—to account for the acquisition/replacement of equipment and vehicles.

**703 Current Tax Fund**—to account for the collection and disbursement of property tax payments and special assessments. Tax monies collected go into the account and then are sent out to taxing entities.

### **Enterprise Funds**

The city has two enterprise funds. These operations are financed and operated in a manner similar to that of a private business enterprise where the intent is that all the costs, including depreciation, related to the provision of goods and services to the general public on a continuing basis, be financed or recovered primarily through user charges.

**590 Sewer Fund**—an enterprise fund, meaning it provide goods or services to the public for a fee that makes the entity self-supporting. It accounts for revenues and expenditures related to the City's sewage disposal and treatment systems.

**591 Water Fund**— an enterprise fund, meaning it provide goods or services to the public for a fee that makes the entity self-supporting. It accounts for the operations of the City's Water treatment and distribution systems, including maintaining the water treatment plant, water tower, and intake.

### **A word about fund balance...**

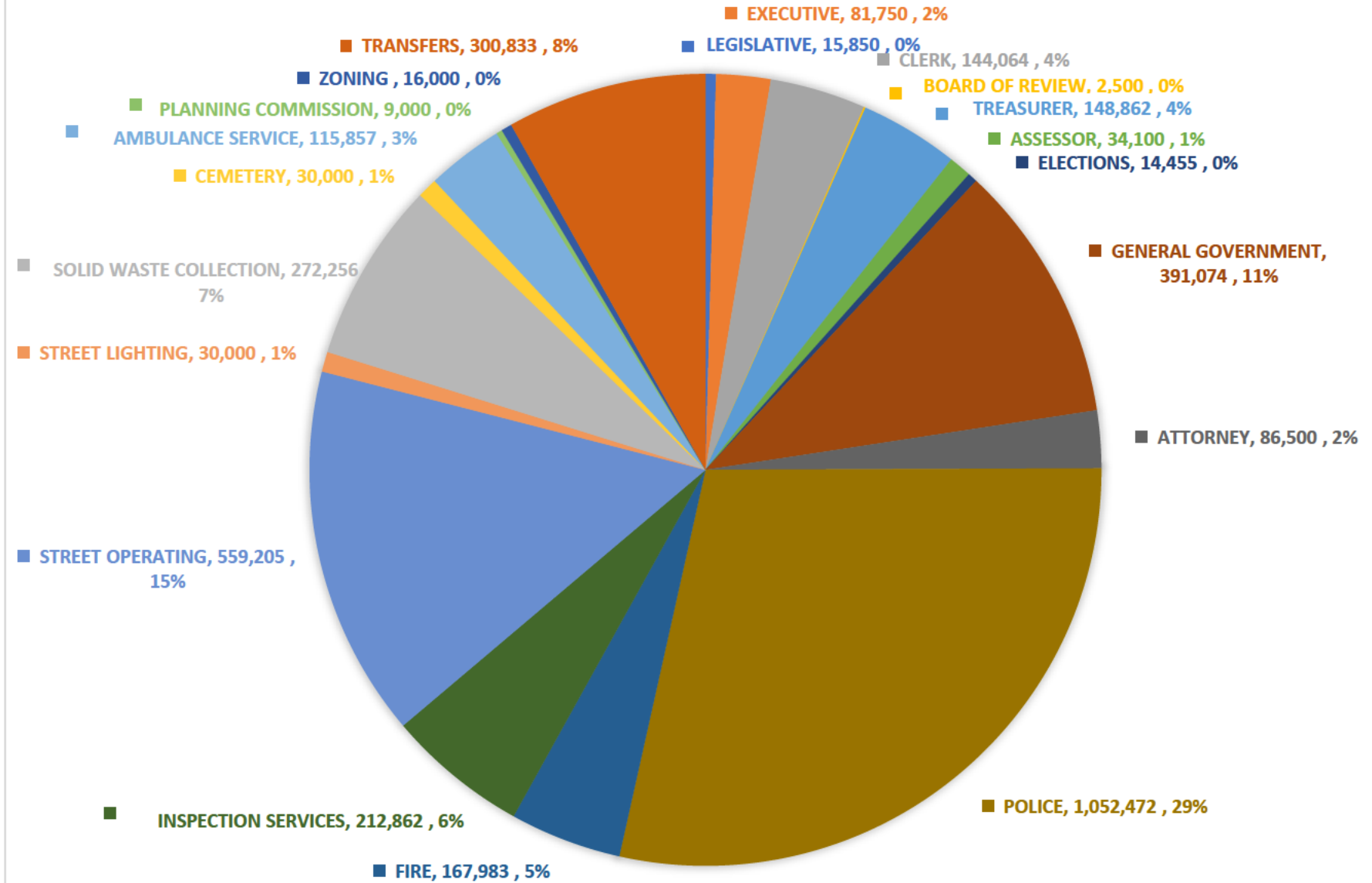
Fund balance is an accumulation of revenues minus expenditures. Each fund maintained by the city has a fund balance. It is essentially a savings account. Any surplus revenues in excess of expenditures at the end of a fiscal year fall to a fund balance within that particular fund. These funds are invested in the city's pool of invested funds and earn interest in proportion to their participation in the pool. Fund balance from any fund can be re-appropriated for future use through the budget process, but any restrictions on that particular fund continue to apply to re-appropriated funds.



**NEW BUFFALO CITY COUNCIL  
2022-23 Budget: Schedule**

- January 2022:** Budget worksheets distributed to Department Supervisors
- February 11, 2022:** Completed budget worksheets due to Treasurer
- March 2, 2022:** Department Supervisors meet with City Manager and Treasurer to review budgets
- April 13, 2022 (Wed)** Budget Review Session with Council & Dept. Supervisors--5:00pm
- May 16, 2022:** Resolution to approve 2022-23 budget at council meeting

## 2022-23 GENERAL FUND APPROPRIATIONS BY DEPARTMENT



**DEBT SCHEDULE  
2022-23**

NAME	PAYABLE TO	FUND	DUE DATE	AMT DUE	ACCT #	AMT PAID	Check #
GRSD - 2013 Imp Bonds	GRSD	Sewer	11/1/2022	76,551	590-000-210		
Issued 5/8/13 - \$5.9M			11/1/2022	11,071.00	590-537-995		
City's portion 19.38%			5/1/2023	9,923	590-537-995		
Pay off in 2029				<b>97,544.56</b>			
MFA - Water Imp. 2010 Cap. Lease Agreement	Berrien County	Water	10/1/2022	80,000.00	591-000-208		
Issued 3/2011 - \$1.596M			10/1/2022	9,937.00	591-536-991.6		
Pay off in 2031			4/1/2023	8,937	591-536-991.6		
				<b>98,874.00</b>			
2017 Lighthouse Creek Drain	Drain Commissioner	Water	2/28/2023	\$77,363.92	591-536-991.7		
Issued 2017 (20 years)				<b>\$77,363.92</b>			
Pay off in 2037							
2017 Cap. Improv. Bond (Downtown Development)	3075 US Bank	General, Water & Sewer (transfer to debt service)	11/1/2022	\$42,375.00	351-906-992.1		
\$4,157,150.00			5/1/2023	\$250,000.00	351-906-991.1		
Issued 4/27/2017 (15 yrs)			5/1/2023	\$42,375.00	351-906-992.1		
Interest: 2.449%							
Pay off in 2032				<b>\$334,750.00</b>			

Capital Improvement Bond Debt Payment						
Fund	% of Payment	Total	Principle	Acct	Interest	Acct
General/Debt	37.59%	125,833	\$ 93,975	351-906-991.1	\$ 31,858	351-906-992.1
Water Fund	25.00%	83,688	\$ 62,500	591-536-991.1	\$ 21,188	591-536-992.1
Sewer Fund	37.41%	125,230	\$ 93,525	590-537-991.1	\$ 31,705	590-537-992.1
		<b>334,750</b>	<b>\$ 250,000</b>		<b>\$ 84,750</b>	

				<b>*Lighthouse Creek</b>	Total
Total Sewer Debt:	\$	222,775			\$ 222,775
Total Water Debt:	\$	259,925	\$	50,000	\$ 309,925
Total LRSB Debt		\$0.00			\$0.00
Total General Fund Debt:		\$125,832.53			\$125,832.53
<b>Total Debt:</b>		<b>\$608,532.48</b>			<b>\$ 658,532</b>

		Calculations as of 06/30/2022							
GL NUMBER	DESCRIPTION	2017-18 ACTIVITY	2018-19 ACTIVITY	2019-20 ACTIVITY	2020-21 ACTIVITY	2021-22 AMENDED BUDGET	2021-22 ACTIVITY THRU 06/30/22	2021-22 PROJECTED ACTIVITY	2022-23 REQUESTED BUDGET
ESTIMATED REVENUES									
Dept 000									
101-000-404.000	PROPERTY TAXES	2,295,968	2,356,205	2,438,063	2,498,140	2,550,000	2,563,321	2,563,321	2,600,000
101-000-412.000	DELINQUENT TAX PERSONAL	48	6	1	2				
101-000-445.000	PENALTY & INTEREST	8,096	14,597	8,433	10,553	10,000	10,947	10,947	8,500
101-000-476.000	BUSINESS LICENSE AND PERMITS						2,280	2,280	2,200
101-000-482.000	MISC LICENSES & PERMITS				601		900	1,000	1,000
101-000-491.000	BUILDING PERMITS	50,182	20,006	29,357	56,786	37,000	46,763	48,000	35,000
101-000-491.100	ELECTRICAL PERMITS	15,382	7,618	9,960	23,880	12,000	15,733	16,000	13,000
101-000-491.200	MECHANICAL PERMITS	14,281	6,856	9,837	23,491	12,000	17,437	18,000	14,000
101-000-491.300	PLUMBING PERMITS	17,741	3,351	4,748	13,989	6,500	6,811	7,000	6,000
101-000-492.000	ZONING DEPOSITS		1,121		850	500			100
101-000-528.000	OTHER FEDERAL GRANTS				82,655		107,130	107,130	
101-000-573.000	LOCAL COMMUNITY STABILIZATION :	5,667	5,638	5,638	5,638	5,638	5,638	5,638	5,638
101-000-574.000	CVTRS	9,688	11,616	9,900	9,900	10,095	10,063	10,063	9,900
101-000-574.100	STATE REVENUE SALES TAX	159,575	162,706	138,761	208,099	140,000	129,553	175,000	150,000
101-000-577.000	STATE REVENUE LIQUOR LICENSE	20,807	11,013	10,847	10,004	10,000	10,748	12,000	10,000
101-000-606.000	COURT CHARGES	3,524	1,167	522	225	200	949	949	200
101-000-615.000	SPECIAL USE FEE	2,788	2,957	992	2,006	100	6,939	6,939	2,000
101-000-617.000	FRANCHISE FEE	59,010	84,280	47,804	59,017	56,000	60,095	56,000	56,000
101-000-618.000	ADMINISTRATION FEE	103,810	98,830	101,278	100,130	90,000	101,137	101,112	100,000
101-000-619.000	VARIANCE FEE	4,625	4,795	3,100	4,350	3,000	525	525	500
101-000-628.000	SERVICE CHARGE	2,843	4,440	180	954	200	70	100	100
101-000-629.000	GARBAGE COLLECTION	212,990	268,461	268,024	269,656	272,834	243,504	272,834	270,000
101-000-629.100	PENALTY WASTE	3,024	3,142	3,177	2,999	3,000	2,853	3,000	2,500
101-000-654.100	OVERNIGHT PARKING PERMITS	4	16	7					
101-000-656.000	TOWING SERVICE	2,050	1,800	1,950		1,500			
101-000-657.000	PARKING FINES	765	5,838	224	87	200	482	500	250
101-000-665.000	INTEREST EARNED	5,175	12,102	12,117	2,006	1,500	1,799	1,700	1,200
101-000-667.000	RENTAL/LEASE	11,385	10,780	400					
101-000-667.100	SHORT TERM RENTALS		20,025	49,225	70,275	150,000	140,700	140,000	140,000
101-000-667.200	LONG TERM RENTAL FEES						975	975	500
101-000-673.000	SALE OF ASSETS	15,425	24,726	10	58,182	5,000			
101-000-675.000	DONATIONS	3,792	1,375	50					
101-000-676.000	REIMBURSEMENTS	17,886	26,672	36,433	29,804	12,000	6,678	12,000	12,000
101-000-676.200	REIMBURSEMENTS-POLICE		73,341	63,728	81,749	73,341	61,114	73,341	73,000
Totals for dept 000 -		3,046,531	3,245,480	3,254,766	3,626,028	3,462,608	3,555,144	3,646,354	3,513,588
TOTAL ESTIMATED REVENUES		3,046,531	3,245,480	3,254,766	3,626,028	3,462,608	3,555,144	3,646,354	3,513,588
APPROPRIATIONS									
Dept 101 - LEGISLATIVE									
101-101-703.000	SALARIES APPOINTED	6,614	10,565	11,926	10,545	12,000	6,444	8,000	12,000
101-101-709.000	MEDICARE	96	153	173	153	200	93	150	200
101-101-710.200	UNEMPLOYMENT	184	542	297	165	500	142	200	400
101-101-724.200	WORKER'S COMPENSATION INS	44	71	47	212	65	216	209	250
101-101-756.000	OPERATING SUPPLIES	878	30		28	1,000	586	50	500
101-101-801.000	EDUCATION & TRAINING				195	500			
101-101-801.200	PROFESSIONAL & CONTRACTUAL		116			500	36		
101-101-831.000	MEMBERSHIPS & DUES	85	85	85		100			
101-101-900.000	PRINTING & PUBLISHING			548	402	1,200	2,169	2,500	2,000
101-101-910.200	EDUCATION & TRAINING						1,500	1,500	500
Totals for dept 101 - LEGISLATIVE		7,901	11,562	13,076	11,700	16,065	11,186	12,609	15,850

Calculations as of 06/30/2022

GL NUMBER	DESCRIPTION	2017-18 ACTIVITY	2018-19 ACTIVITY	2019-20 ACTIVITY	2020-21 ACTIVITY	2021-22 AMENDED BUDGET	2021-22 THRU 06/30/22 ACTIVITY	2021-22 PROJECTED ACTIVITY	2022-23 REQUESTED BUDGET
APPROPRIATIONS									
Dept 172 - EXECUTIVE									
101-172-703.000	SALARIES APPOINTED	38,504	42,882	42,213	39,968	48,000	33,609	39,900	45,000
101-172-709.000	MEDICARE	742	731	840	639	800	466	534	800
101-172-709.100	SOCIAL SECURITY TAX	3,175	3,128	3,593	2,733	3,000	1,995	2,274	3,000
101-172-710.200	UNEMPLOYMENT	380	379	189		189	323	200	200
101-172-712.000	CASH IN LIEU OF PAYMENTS	10,200	9,775	13,525	4,875				
101-172-716.000	HEALTH INSURANCE				3,643	15,100	12,460	14,998	16,000
101-172-717.100	RETIREMENT	6,459	7,200	7,484	4,885	7,600	5,803	6,877	7,600
101-172-724.000	LIFE & DISABILITY INSURANCE	2,690	1,680	2,190	1,839	2,190	1,960	2,352	2,700
101-172-724.200	WORKER'S COMPENSATION INS	661	934	603	846	750	1,041	908	955
101-172-752.200	OFFICE SUPPLIES		388	184	976	250	73	250	250
101-172-756.000	OPERATING SUPPLIES		275	47	1,247	500		200	500
101-172-801.200	PROFESSIONAL & CONTRACTUAL	3,256			1,311	1,000			500
101-172-831.000	MEMBERSHIPS & DUES					200			200
101-172-850.200	TELEPHONE		189		183	300	248	252	300
101-172-861.000	TRAVEL/MILEAGE REIMB						243	400	500
101-172-900.000	PRINTING & PUBLISHING				221	200	70	200	200
101-172-910.200	EDUCATION & TRAINING		1,085	539		1,500	961	1,000	2,500
101-172-934.000	OTHER REPAIRS & MAINT				4,249	500			500
Totals for dept 172 - EXECUTIVE		66,067	68,646	71,407	67,615	82,079	59,252	70,345	81,705
Dept 215 - CLERK									
101-215-703.000	SALARIES APPOINTED	72,252	60,285	49,225	46,284	46,633	39,760	47,457	49,527
101-215-706.000	SALARIES PERMANENT	32,211	14,805	31,412	41,786	41,348	37,370	44,254	46,083
101-215-709.000	MEDICARE	1,363	941	1,138	1,306	1,350	1,065	1,350	1,386
101-215-709.100	SOCIAL SECURITY TAX	5,826	4,022	4,867	5,582	6,000	4,554	6,000	6,000
101-215-710.200	UNEMPLOYMENT	760	691	545	399	760	247	760	760
101-215-713.100	SALARIES-OVERTIME				6,425	4,000			
101-215-717.100	RETIREMENT	8,198	6,034	6,029	6,803	7,100	6,386	7,552	7,809
101-215-718.000	HEALTH INSURANCE	45,998	34,690	19,263	17,074	18,900	14,980	18,900	18,900
101-215-722.000	MEDICAL EXPENSE				60	100		100	100
101-215-724.000	LIFE & DISABILITY INSURANCE	3,708	1,767	1,561	2,572	3,224	3,128	3,224	3,224
101-215-724.200	WORKER'S COMPENSATION INS	243	577	390	554	425	661	588	526
101-215-752.200	OFFICE SUPPLIES	75	50	431		350	162	350	350
101-215-756.000	OPERATING SUPPLIES		138	129	373	200	86	200	200
101-215-759.200	GASOLINE	76		278	216	100	31	100	100
101-215-801.200	PROFESSIONAL & CONTRACTUAL	247		674	819	500	869	1,000	500
101-215-831.000	MEMBERSHIPS & DUES	145	145	263	175	300	120	300	300
101-215-900.000	PRINTING & PUBLISHING			146		600		600	3,500
101-215-900.100	PRINTING & PUBLISHING--FOIA						459	600	600
101-215-910.200	EDUCATION & TRAINING	239	410	1,300	1,203	2,000	2,008	3,000	3,500
101-215-934.000	OTHER REPAIRS & MAINT					300		300	300
101-215-962.000	MISCELLANEOUS	(10)			13				
101-215-970.110	EQUIPMENT			1,321		500			500
Totals for dept 215 - CLERK		171,331	124,555	118,972	131,644	134,690	111,886	136,635	144,165
Dept 247 - BOARD OF REVIEW									
101-247-801.200	PROFESSIONAL & CONTRACTUAL	1,953	1,080	360	1,279	2,000	1,653	1,653	2,000
101-247-910.200	EDUCATION & TRAINING						300	300	500
Totals for dept 247 - BOARD OF REVIEW		1,953	1,080	360	1,279	2,000	1,953	1,953	2,500
Dept 253 - TREASURER									

		Calculations as of 06/30/2022							
GL NUMBER	DESCRIPTION	2017-18 ACTIVITY	2018-19 ACTIVITY	2019-20 ACTIVITY	2020-21 ACTIVITY	2021-22 AMENDED BUDGET	2021-22 ACTIVITY THRU 06/30/22	2021-22 PROJECTED ACTIVITY	2022-23 REQUESTED BUDGET
APPROPRIATIONS									
Dept 253 - TREASURER									
101-253-703.000	SALARIES APPOINTED	28,547	44,201	45,292	50,303	49,800	41,342	48,975	50,445
101-253-706.000	SALARIES PERMANENT	28,286	24,532	33,798	39,749	40,000	31,658	38,018	40,403
101-253-709.000	MEDICARE	756	909	1,153	1,300	1,300	1,028	1,300	1,327
101-253-709.100	SOCIAL SECURITY TAX	3,235	3,887	4,930	5,559	5,510	4,397	5,100	5,672
101-253-710.200	UNEMPLOYMENT	760	758	533	510	850	370	200	1,135
101-253-713.100	SALARIES-OVERTIME	533	302	245	2,334	3,000	170	400	1,500
101-253-717.100	RETIREMENT	8,483	8,965	9,449	9,798	10,200	8,538	10,200	10,500
101-253-718.000	HEALTH INSURANCE	23,348	18,318	14,581	14,937	17,500	13,084	16,000	16,500
101-253-724.000	LIFE & DISABILITY INSURANCE	3,861	2,884	3,894	4,289	4,000	3,614	4,338	4,345
101-253-724.200	WORKER'S COMPENSATION INS	243	577	390	554	425	661	661	650
101-253-752.200	OFFICE SUPPLIES	167		75	169	250	26	250	250
101-253-756.000	OPERATING SUPPLIES	199	241	475	5,154	250	611	750	550
101-253-759.200	GASOLINE	371	58	358	34	100	33	300	350
101-253-801.200	PROFESSIONAL & CONTRACTUAL	11,819	5,606	6,203	6,354	10,000	6,156	8,000	8,000
101-253-831.000	MEMBERSHIPS & DUES	309	269	364	296	300	404	404	450
101-253-851.200	POSTAGE	1,193	2,476	115	938	2,000	1,255	2,000	2,200
101-253-853.000	PHONE BILLS & STIPENDS				550	600	550	600	600
101-253-900.000	PRINTING & PUBLISHING	85	511	274	2,596	2,000	3,083	3,500	3,500
101-253-910.200	EDUCATION & TRAINING	1,642	1,836	1,274	(150)	500	1,233	1,200	1,500
101-253-934.000	OTHER REPAIRS & MAINT		31	471		500	373	1,000	500
101-253-962.000	MISCELLANEOUS	5							
Totals for dept 253 - TREASURER		113,842	116,361	123,874	145,274	149,085	118,586	143,196	150,377
Dept 257 - ASSESSOR									
101-257-707.000	SALARIES PART-TIME	1,050							
101-257-714.000	MEDICARE	15							
101-257-715.000	SOCIAL SECURITY TAX	65							
101-257-720.000	WORKER'S COMPENSATION INS	30							
101-257-721.000	UNEMPLOYMENT COMPENSATION	45							
101-257-752.200	OFFICE SUPPLIES	106		43			587	700	500
101-257-756.000	OPERATING SUPPLIES	50	40	1,196		100		100	100
101-257-801.200	PROFESSIONAL & CONTRACTUAL	25,752	25,317	27,588	29,128	40,935	37,827	40,935	30,000
101-257-851.200	POSTAGE	1,754	1,097	2,216	1,910	2,500	1,422	2,000	2,200
101-257-854.200	SOFTWARE EXPENSE		1,741						
101-257-900.000	PRINTING & PUBLISHING	175	270	516		500	164	200	500
101-257-910.200	EDUCATION & TRAINING						497	500	500
101-257-934.000	OTHER REPAIRS & MAINT			166		100	223	300	300
Totals for dept 257 - ASSESSOR		29,042	28,465	31,725	31,038	44,135	40,720	44,735	34,100
Dept 262 - ELECTIONS									
101-262-703.000	SALARIES APPOINTED	2,000	2,000	2,000	2,000	2,000	2,000	2,000	2,000
101-262-709.000	MEDICARE	25	26	29	29	30	29	30	30
101-262-709.100	SOCIAL SECURITY TAX	109	109	124	124	125	124	125	125
101-262-756.000	OPERATING SUPPLIES	40	1,243	2,455	847	1,500	898	400	1,500
101-262-759.200	GASOLINE			154		250		50	100
101-262-801.200	PROFESSIONAL & CONTRACTUAL		3,481	2,917	5,555	5,000	615	615	5,500
101-262-851.200	POSTAGE		28	200	200	500	200	300	1,500
101-262-900.000	PRINTING & PUBLISHING		1,551	816	2,902	2,000	825		3,000
101-262-910.200	EDUCATION & TRAINING		178			300			300
101-262-934.000	OTHER REPAIRS & MAINT				440	400			400
101-262-962.000	MISCELLANEOUS	34							



		Calculations as of 06/30/2022							
GL NUMBER	DESCRIPTION	2017-18 ACTIVITY	2018-19 ACTIVITY	2019-20 ACTIVITY	2020-21 ACTIVITY	2021-22 AMENDED BUDGET	2021-22 ACTIVITY THRU 06/30/22	2021-22 PROJECTED ACTIVITY	2022-23 REQUESTED BUDGET
APPROPRIATIONS									
Dept 262 - ELECTIONS									
Totals for dept 262 - ELECTIONS		2,208	8,616	8,695	12,097	12,105	4,691	3,520	14,455
Dept 265 - GENERAL GOVERNMENT									
101-265-706.000	SALARIES PERMANENT	39,923	68,804	63,251	66,646	69,600	36,720	40,857	42,000
101-265-706.100	SALARIES-OVERTIME					100	439	500	500
101-265-707.000	SALARIES PART-TIME						9,669	12,041	15,000
101-265-709.000	MEDICARE	557	920	861	850	1,009	601	685	1,000
101-265-709.100	SOCIAL SECURITY TAX	2,380	3,934	3,682	3,635	4,314	2,570	2,925	4,000
101-265-710.200	UNEMPLOYMENT	881	899	466	331	1,000	284	400	600
101-265-717.100	RETIREMENT	5,047	5,290	4,981	4,956	5,800	2,421	2,865	3,328
101-265-718.000	HEALTH INSURANCE	9,649	10,189	24,427	35,939	37,000	21,656	27,000	28,993
101-265-724.000	LIFE & DISABILITY INSURANCE	1,311	899	1,886	2,761	2,800	1,328	1,400	1,700
101-265-724.200	WORKER'S COMPENSATION INS	790	1,599	1,101	1,522	1,500	1,774	2,000	2,000
101-265-752.200	OFFICE SUPPLIES	2,456	3,316	3,606	8,442	6,000	3,418	3,500	5,000
101-265-756.000	OPERATING SUPPLIES	2,520	4,499	2,283	3,680	3,500	3,076	3,500	4,000
101-265-759.200	GASOLINE	576	207	203	71	300	269	100	300
101-265-801.200	PROFESSIONAL & CONTRACTUAL	16,779	25,367	19,056	14,960	22,000	26,043	30,000	40,000
101-265-801.300	PROFESSIONAL & CONTRACTUAL	3,877	7,248	7,344	4,747	8,000	9,944	15,000	
101-265-807.000	AUDIT	3,000	3,000	3,000	3,000	3,000	3,680	3,680	3,680
101-265-831.000	MEMBERSHIPS & DUES	2,559	2,379	2,311	1,990	2,500	10,074	10,000	10,000
101-265-851.200	POSTAGE	5,068	2,160	4,317	4,668	4,700	4,063	5,000	5,000
101-265-854.100	WEBSITE		4,343	5,769	6,999	7,500	4,549	6,000	6,000
101-265-854.200	SOFTWARE EXPENSE		16,587	17,315	24,410	22,000	21,281	23,000	22,000
101-265-854.300	IT HARDWARE & EQUIPMENT						4,730	6,000	6,000
101-265-900.000	PRINTING & PUBLISHING	3,598	6,654	6,914	5,269	6,500	3,671	5,000	6,000
101-265-924.200	UTILITIES	11,703	14,341	10,804	11,359	14,000	12,962	14,000	15,000
101-265-930.300	BUILDING REPAIR & MAINTENANCE	9,809	61,751	24,841	21,792	25,000	13,727	10,000	20,000
101-265-930.400	GROUNDS REPAIR & MAINTENANCE	99	3,351	3,078	2,560	4,000	1,564	3,000	5,000
101-265-932.900	VEHICLE REPAIR & MAINTENANCE	97	11	110					
101-265-933.000	TECH SUPPORT/MAINTENANCE	17,948	29,518	30,302	25,782	25,000	32,675	40,000	44,000
101-265-934.000	OTHER REPAIRS & MAINT	6,248	260	1,461		5,000	2,811	4,000	5,000
101-265-934.500	AMTRAK PLATFORM MAINT.	153	3,610			800			
101-265-935.100	FIRE INSURANCE	3,969	2,093	4,297	4,044	5,000	2,960	5,000	5,000
101-265-935.300	LIABILITY INSURANCE	7,285	3,456	6,752	6,507	9,000	5,076	9,000	9,000
101-265-940.900	EQUIPMENT RENTAL	7,155	6,995	5,973	6,452	5,000	2,612	5,000	5,000
101-265-946.200	ENGINEERING	500	4,900		4,800	5,500			
101-265-946.300	ENGINEERING	3,664	8,681	19,500	25,467	67,900	56,054	67,900	40,000
101-265-955.850	MISCELLANEOUS	11,702	10,275	11,010	12,026		705	700	14,000
101-265-956.200	REFUNDS	3,629	2,163	40	736	3,000	2,956	2,000	2,500
101-265-963.000	BANK FEES	5,608	7,580	8,268	5,671	8,000	9,874	12,000	12,000
101-265-970.110	MISCELLANEOUS PROJECT COST	10,835	7,332	7,030	6,799	10,000	7,300	8,000	8,000
101-265-970.210	EQUIPMENT	634	968	2,556	787	2,000		500	2,000
Totals for dept 265 - GENERAL GOVERNMENT		202,009	335,579	308,795	329,658	398,323	323,536	382,553	393,601
Dept 266 - ATTORNEY									
101-266-826.100	LABOR MATTERS		10,136	8,441	540	5,000			5,000
101-266-826.300	COURT/ORDINANCE	25,728	23,876	9,384	16,808	40,000	7,501	5,000	40,000
101-266-826.400	OTHER LEGAL MATTERS	47,343	50,991	36,484	25,244	40,000	19,495	30,000	40,000
101-266-826.500	FOIA	1,728				1,000	1,187	1,500	1,500
Totals for dept 266 - ATTORNEY		74,799	85,003	54,309	42,592	86,000	28,183	36,500	86,500
Dept 298 - GENERAL GOVERNMENT									

Calculations as of 06/30/2022

GL NUMBER	DESCRIPTION	2017-18 ACTIVITY	2018-19 ACTIVITY	2019-20 ACTIVITY	2020-21 ACTIVITY	2021-22 AMENDED BUDGET	2021-22 ACTIVITY THRU 06/30/22	2021-22 PROJECTED ACTIVITY	2022-23 REQUESTED BUDGET
APPROPRIATIONS									
Dept 298 - GENERAL GOVERNMENT									
101-298-706.100	SALARIES-OVERTIME				82				
101-298-707.000	SALARIES PART-TIME				84				
101-298-853.000	TELEPHONE	350			31				
101-298-854.300	IT HARDWARE & EQUIPMENT				2,469				
Totals for dept 298 - GENERAL GOVERNMENT		350			2,666				
Dept 301 - POLICE									
101-301-705.000	SALARIES SUPERVISION	127,929	95,085	57,242	90,574	85,276	71,044	85,276	87,833
101-301-706.000	SALARIES PERMANENT	344,272	339,781	382,456	405,875	443,000	365,231	443,000	411,000
101-301-706.400	SALARIES--PARKING ENF						1,859	3,000	3,000
101-301-707.000	SALARIES PART-TIME	53,490	42,998	57,743	56,965	58,000	30,370	58,000	58,000
101-301-709.000	MEDICARE	7,637	6,896	7,973	8,346	9,269	7,137	9,269	8,730
101-301-709.100	SOCIAL SECURITY TAX	32,655	29,487	34,092	35,687	39,631	30,516	39,631	37,500
101-301-710.200	UNEMPLOYMENT	3,974	5,878	3,025	2,451	6,500	2,123	3,000	2,600
101-301-713.100	SALARIES-OVERTIME	32,818	47,244	54,636	49,541	45,000	48,255	45,000	45,000
101-301-717.100	RETIREMENT	30,803	31,273	32,399	35,110	40,600	32,347	40,600	48,125
101-301-718.000	HEALTH INSURANCE	114,892	99,943	103,947	108,766	140,000	100,266	112,850	121,978
101-301-724.000	LIFE & DISABILITY INSURANCE	14,694	11,200	11,762	14,835	15,345	13,013	15,345	14,517
101-301-724.200	WORKER'S COMPENSATION INS	7,797	16,518	11,128	13,771	14,000	17,899	15,412	17,842
101-301-725.000	DRUG TESTING/MEDICAL EXPENSE	1,552	1,495	1,264	7,996	4,000	505	4,000	4,000
101-301-752.200	OFFICE SUPPLIES	1,983	840	538	775	1,600	540	1,000	1,000
101-301-756.000	OPERATING SUPPLIES	2,178	1,614	1,895	1,771	2,500	1,670	2,500	2,000
101-301-759.200	GASOLINE	12,396	13,872	9,131	9,159	15,000	11,283	13,000	12,000
101-301-768.000	UNIFORMS	13,923	11,906	13,870	12,956	12,000	10,296	12,000	12,000
101-301-768.100	AMMO	3,185	2,354	2,641	3,237	4,000	1,712	2,000	3,000
101-301-768.200	UNIFORM ALLOW-RESERVE/CERT	3,484	1,727	425	1,088				
101-301-770.200	EQUIPMENT/SMALL TOOLS	2,581	3,808	2,167	2,969	4,000	1,040	2,000	3,000
101-301-801.200	PROFESSIONAL & CONTRACTUAL	6,031	2,728	3,509	6,799	5,200	3,576	5,200	5,000
101-301-831.000	MEMBERSHIPS & DUES	582	510	620	874	650	614	650	650
101-301-850.200	TELEPHONE	3,084	4,484	5,468	4,553	6,200	3,845	6,200	6,000
101-301-851.200	POSTAGE	239		73	27	150	149	175	150
101-301-900.000	PRINTING & PUBLISHING	497	1,186	736	1,046	1,000	827	1,500	1,200
101-301-910.200	EDUCATION & TRAINING	1,537	6,313	4,032	3,119	5,000	2,795	5,000	5,000
101-301-924.200	UTILITIES	6,807	11,793	9,849	10,865	12,000	11,631	12,000	12,000
101-301-930.300	BUILDING REPAIR & MAINTENANCE	4,084	17,993	12,709	3,230	10,000	11,198	12,000	10,000
101-301-931.700	EQUIPMENT MAINT--PARKING SYSTEM				3,197	2,050	2,040	2,040	2,050
101-301-931.800	EQUIPMENT & MAINTENANCE	2,306	1,731	7,946	6,603	5,000	3,287	5,000	5,000
101-301-932.900	VEHICLE REPAIR & MAINTENANCE	12,635	9,884	15,537	6,980	7,000	7,390	7,500	7,000
101-301-934.000	OTHER REPAIRS & MAINT	3,578	3,030	2,137	673	3,000	1,232	2,000	1,500
101-301-934.400	RADIO/VIDEO MAINTENANCE	4,250	2,472	4,471	4,287	5,000	2,177	5,000	5,000
101-301-935.200	VEHICLE INSURANCE	6,667	3,664	7,189	5,655	8,000	6,262	8,000	8,000
101-301-935.300	LIABILITY INSURANCE	50,600	22,816	46,137	45,838	58,000	34,824	58,000	55,000
101-301-940.900	EQUIPMENT RENTAL	201	797	1,230	969	800	1,785	1,680	800
101-301-979.000	EQUIPMENT	38,576	26,278	25,932	22,782	20,000	22,797	20,000	20,000
101-301-983.000	VEHICLE LEASES					6,683	6,149	6,683	16,619
Totals for dept 301 - POLICE		953,917	879,598	935,909	989,369	1,095,454	869,684	1,065,511	1,054,094
Dept 305 - POLICE									
101-305-706.400	SALARIES--PARKING ENF				1,411				
101-305-769.000	K-9	621							
101-305-962.000	MISCELLANEOUS	1,427							

Calculations as of 06/30/2022

GL NUMBER	DESCRIPTION	2017-18 ACTIVITY	2018-19 ACTIVITY	2019-20 ACTIVITY	2020-21 ACTIVITY	2021-22 AMENDED BUDGET	2021-22 ACTIVITY THRU 06/30/22	2021-22 PROJECTED ACTIVITY	2022-23 REQUESTED BUDGET
APPROPRIATIONS									
Dept 305 - POLICE									
101-305-983.000	VEHICLE LEASES				1,061				
Totals for dept 305 - POLICE		2,048			2,472				
Dept 336 - FIRE									
101-336-704.000	VOLUNTEER SALARIES	6,621	6,816	7,358	10,192	10,000	3,168	4,000	6,000
101-336-705.000	SALARIES SUPERVISION	19,411	20,053	20,535	22,547	21,848	18,150	21,848	22,503
101-336-707.000	SALARIES PART-TIME				169		575	600	600
101-336-709.000	MEDICARE	377	378	416	477	665	317	665	450
101-336-709.100	SOCIAL SECURITY TAX	1,204	1,192	1,324	1,408	1,355	1,161	1,355	1,705
101-336-710.200	UNEMPLOYMENT	185	528	182	255	400	88	400	375
101-336-724.000	LIFE & DISABILITY INSURANCE		1,187	1,000	1,000	1,100	1,000	1,000	1,000
101-336-724.200	WORKER'S COMPENSATION INS	1,236	2,431	1,654	2,181	2,500	2,692	2,500	2,500
101-336-752.200	OFFICE SUPPLIES	185		33	517	400	113	150	300
101-336-756.000	OPERATING SUPPLIES	691	602	96	99	1,000	736	500	500
101-336-759.200	GASOLINE	1,439	543	345	526	1,000	601	700	1,000
101-336-768.000	UNIFORMS	458	490	396	324	500	141	500	500
101-336-770.200	EQUIPMENT/SMALL TOOLS	4,089	217		21	1,000	296	300	500
101-336-801.200	PROFESSIONAL & CONTRACTUAL	708	165	670	24,888	25,000	33,000	36,000	60,000
101-336-831.000	MEMBERSHIPS & DUES	50	75	125	125	150	75	75	150
101-336-850.200	TELEPHONE	1,067	550	600	1,097	1,000	550	1,000	800
101-336-851.200	POSTAGE		27			100		100	500
101-336-900.000	PRINTING & PUBLISHING	180	21			300		300	500
101-336-910.200	EDUCATION & TRAINING	15	556			500	200	500	2,000
101-336-924.200	UTILITIES	7,332	9,249	8,253	8,605	10,000	9,626	11,000	11,000
101-336-930.300	BUILDING REPAIR & MAINTENANCE	2,138	34,753	8,258	4,530	10,000	621	6,000	5,000
101-336-930.400	GROUNDS REPAIR & MAINTENANCE		330	1,047	1,690	1,000		500	1,000
101-336-931.800	EQUIPMENT & MAINTENANCE	3,466	8,825	3,103	8,572	10,000	3,126	5,000	8,500
101-336-932.900	VEHICLE REPAIR & MAINTENANCE	5,398	3,568	1,436	1,245	3,000	1,262	3,000	5,000
101-336-934.000	OTHER REPAIRS & MAINT	200	25			400		400	500
101-336-934.400	RADIO/VIDEO MAINTENANCE	624	303	102	156	2,500	256	2,500	3,000
101-336-935.200	VEHICLE INSURANCE	16,808	8,623	17,776	16,990	20,000	11,129	15,000	17,000
101-336-955.850	MISCELLANEOUS	914		5			90	90	100
101-336-979.000	EQUIPMENT	17,053	20,284	2,965	13,329	10,000	1,781	3,000	6,000
101-336-979.100	GEAR		6,642			6,000			10,000
Totals for dept 336 - FIRE		91,849	128,433	77,679	120,943	141,718	91,067	118,983	168,983
Dept 371 - INSPECTION SERVICES									
101-371-706.000	SALARIES PERMANENT				17,895	41,780	34,916	41,780	43,042
101-371-706.100	SALARIES-OVERTIME				468	1,000			
101-371-709.000	MEDICARE					588	478	500	624
101-371-709.100	SOCIAL SECURITY TAX					2,515	2,042	2,515	2,669
101-371-714.000	MEDICARE				247	588		588	588
101-371-715.000	SOCIAL SECURITY TAX				1,058	2,515		2,515	2,515
101-371-716.000	HEALTH INSURANCE				3,899	9,500	8,034	9,672	10,173
101-371-717.000	LIFE & DISABILITY INSURANCE				662	1,500	1,431	1,719	1,720
101-371-718.000	RETIREMENT				1,200	3,345	2,825	3,345	3,445
101-371-721.000	UNEMPLOYMENT COMPENSATION						188	64	100
101-371-751.000	GAS & OIL				101		390	600	800
101-371-752.200	OFFICE SUPPLIES	289	29	51	43	200	317	500	750
101-371-756.000	OPERATING SUPPLIES	355	1,139	2,174	1,142	500	64	500	500
101-371-801.200	PROFESSIONAL & CONTRACTUAL		7,740	655					500

Calculations as of 06/30/2022

GL NUMBER	DESCRIPTION	2017-18 ACTIVITY	2018-19 ACTIVITY	2019-20 ACTIVITY	2020-21 ACTIVITY	2021-22 AMENDED BUDGET	2021-22 ACTIVITY THRU 06/30/22	2021-22 PROJECTED ACTIVITY	2022-23 REQUESTED BUDGET
APPROPRIATIONS									
Dept 371 - INSPECTION SERVICES									
101-371-820.000	BUILDING INSPECTION FEES	57,651	18,818	44,491	57,920	60,000	37,927	50,000	52,000
101-371-820.100	MECHANICAL INSPECTIONS FEES	15,831	7,217	5,450	23,002	17,000	14,542	16,000	17,000
101-371-820.200	ELECTRICAL INSPECTION FEE	12,827	4,890	8,022	24,515	15,000	14,657	16,000	15,000
101-371-820.300	PLUMBING INSPECTION FEES	5,134	3,511	3,759	12,340	6,000	6,985	8,000	7,000
101-371-820.400	RENTAL INSPECTIONS			37,545	37,236	35,000	45,079	43,000	45,000
101-371-850.200	TELEPHONE						384	700	1,000
101-371-854.200	SOFTWARE EXPENSE				14,723		858	100	2,500
101-371-900.000	PRINTING & PUBLISHING		68	118					500
101-371-903.100	PRINTING & PUBLISHING--SHORT T						334	500	500
101-371-910.200	EDUCATION & TRAINING					500	1,000	2,500	4,000
101-371-934.000	OTHER REPAIRS & MAINT			253			33		300
101-371-935.200	VEHICLE INSURANCE						843	843	950
101-371-979.000	EQUIPMENT					500		300	500
101-371-983.000	VEHICLE LEASES				1,792	5,186	4,819	5,186	5,186
Totals for dept 371 - INSPECTION SERVICES		92,087	43,412	102,518	198,243	203,217	178,146	207,427	218,862
Dept 446 - STREET OPERATING									
101-446-705.000	SALARIES SUPERVISION	38,872	11,498	32,860	32,533	34,000	24,309	34,000	35,020
101-446-706.000	SALARIES PERMANENT	57,925	59,995	32,344	41,200	51,858	36,030	51,858	89,196
101-446-709.000	MEDICARE	1,414	1,060	1,029	1,150	1,400	1,100	1,400	2,708
101-446-709.100	SOCIAL SECURITY TAX	6,046	4,533	4,398	4,917	6,500	4,703	6,500	11,579
101-446-710.200	UNEMPLOYMENT	2,255	1,165	859	799	3,000	738	2,000	1,135
101-446-713.100	SALARIES-OVERTIME	7,268	7,758	6,700	10,015	12,000	13,583	15,000	15,000
101-446-717.100	RETIREMENT	15,663	12,064	11,286	14,461	17,367	13,965	16,944	21,945
101-446-718.000	HEALTH INSURANCE	64,171	48,911	53,774	47,892	53,355	55,266	65,449	91,788
101-446-724.000	LIFE & DISABILITY INSURANCE	7,443	3,142	4,565	6,861	6,787	6,714	6,787	10,834
101-446-724.200	WORKER'S COMPENSATION INS	11,401	18,457	12,450	15,234	16,000	19,675	17,073	18,669
101-446-726.000	STIPENDS	300	200	700	308	500	492	500	500
101-446-752.200	OFFICE SUPPLIES	23,217	202	801	325	600	776	600	600
101-446-756.000	OPERATING SUPPLIES	5,007	5,576	7,109	7,270	6,000	7,906	8,000	8,200
101-446-759.200	GASOLINE	2,004	1,422	700	1,280	2,200	1,348	1,400	2,000
101-446-768.000	UNIFORMS	1,340	1,972	1,351	1,420	2,000	1,912	2,000	2,000
101-446-770.200	EQUIPMENT/SMALL TOOLS	3,625	6,843	7,403	4,083	5,500	8,477	7,000	6,500
101-446-801.200	PROFESSIONAL & CONTRACTUAL	3,361	7,935	14,051	8,195	20,000	7,773	20,000	18,000
101-446-831.000	MEMBERSHIPS & DUES	524	321	580	950	1,000	1,012	1,012	1,200
101-446-850.200	TELEPHONE	3,194	350	1,000	1,088	1,300	950	1,100	1,300
101-446-900.000	PRINTING & PUBLISHING	390	608	936	1,065	350	264	350	500
101-446-910.200	EDUCATION & TRAINING	116	273			500		500	2,000
101-446-924.200	UTILITIES	13,336	15,763	15,229	19,487	18,000	12,200	15,000	18,000
101-446-930.300	BUILDING REPAIR & MAINTENANCE	22,152	21,301	25,070	13,247	16,000	3,013	5,000	7,000
101-446-930.400	GROUND REPAIR & MAINTENANCE	2,993	16,287	14,336	14,273	20,000	6,199	20,000	22,000
101-446-931.800	EQUIPMENT & MAINTENANCE	3,000	6,562	5,242	14,769	10,000	12,305	12,500	16,000
101-446-932.900	VEHICLE REPAIR & MAINTENANCE	12,720	15,203	14,054	10,640	10,000	19,944	22,000	12,000
101-446-934.100	STORM SEWER REPAIR & MAINT	1,080	574	1,805	44,104	140,000	58,000	175,000	75,000
101-446-934.220	TREE REMOVALS		10,650	8,250	29,025	35,000	9,700	35,000	36,000
101-446-935.200	VEHICLE INSURANCE	4,450	2,723	4,612	3,970	5,000	4,493	5,000	5,000
101-446-940.900	EQUIPMENT RENTAL	15,000	15,979	20,971	1,972	3,000	1,455	2,800	4,000
101-446-955.850	MISCELLANEOUS	728	5		(167)				
101-446-983.000	VEHICLE LEASES					29,876	16,496	29,876	25,000
Totals for dept 446 - STREET OPERATING		330,995	299,332	304,465	352,366	529,093	350,798	581,649	560,674

		Calculations as of 06/30/2022							
GL NUMBER	DESCRIPTION	2017-18 ACTIVITY	2018-19 ACTIVITY	2019-20 ACTIVITY	2020-21 ACTIVITY	2021-22 AMENDED BUDGET	2021-22 ACTIVITY THRU 06/30/22	2021-22 PROJECTED ACTIVITY	2022-23 REQUESTED BUDGET
APPROPRIATIONS									
Dept 448 - STREET LIGHTING									
101-448-926.000	STREET LIGHTING	31,248	28,337	33,403	21,988	35,000	19,490	22,000	30,000
Totals for dept 448 - STREET LIGHTING		31,248	28,337	33,403	21,988	35,000	19,490	22,000	30,000
Dept 528 - SOLID WASTE COLLECTION									
101-528-801.200	PROFESSIONAL & CONTRACTUAL	241,219	248,596	229,869	254,112	272,256	218,956	260,000	265,000
Totals for dept 528 - SOLID WASTE COLLECTION		241,219	248,596	229,869	254,112	272,256	218,956	260,000	265,000
Dept 567 - CEMETERY									
101-567-995.900	CONTRIBUTIONS TO OTHERS	24,000	24,500	29,500	30,000	30,000	27,500	30,000	30,000
Totals for dept 567 - CEMETERY		24,000	24,500	29,500	30,000	30,000	27,500	30,000	30,000
Dept 651 - AMBULANCE SERVICE									
101-651-801.200	PROFESSIONAL & CONTRACTUAL	101,948	102,968	106,056	109,238	114,142	93,577	114,142	115,857
Totals for dept 651 - AMBULANCE SERVICE		101,948	102,968	106,056	109,238	114,142	93,577	114,142	115,857
Dept 701 - PLANNING COMMISSION									
101-701-801.200	PROFESSIONAL & CONTRACTUAL	1,403	1,909	578	1,079	2,500	1,553	3,000	2,500
101-701-900.000	PRINTING & PUBLISHING	94	286	676	150	300	1,935	2,000	2,000
101-701-910.200	EDUCATION & TRAINING	823	1,100			1,500			4,500
Totals for dept 701 - PLANNING COMMISSION		2,320	3,295	1,254	1,229	4,300	3,488	5,000	9,000
Dept 702 - ZONING									
101-702-801.200	PROFESSIONAL & CONTRACTUAL	685	648	324	4,456	12,000	19,527	45,000	10,000
101-702-900.000	PRINTING & PUBLISHING	139	98	994	473	500	2,369	3,000	3,000
101-702-910.200	EDUCATION & TRAINING								3,000
Totals for dept 702 - ZONING		824	746	1,318	4,929	12,500	21,896	48,000	16,000
Dept 722 - ZONING									
101-722-910.200	EDUCATION & TRAINING								3,000
101-722-962.000	MISCELLANEOUS	100							
Totals for dept 722 - ZONING		100							3,000
Dept 872 - OTHER FUNCTIONS									
101-872-854.000	TECH SUPPORT/MAINTENANCE	3,869							
101-872-962.000	MISCELLANEOUS	7,453					5		
Totals for dept 872 - OTHER FUNCTIONS		11,322					5		
Dept 965 - TRANSFERS									
101-965-995.130	TRANSFER TO DEBT SERVICE	88,458	128,163	128,313	127,543	126,716	126,716	126,716	125,833
101-965-995.208	TRANSFER TO PARK	35,000	50,000	110,000	75,000	100,000	100,000	100,000	135,000
101-965-995.402	TRANSFER TO EQUIP PURCHASE		20,000	29,000	30,000	40,000	40,000	40,000	40,000
101-965-995.594	TRANSFER TO HARBOR OPERATIONS 1				25,000				
101-965-999.000	TRANSFERS OUT						110,505	110,505	
Totals for dept 965 - TRANSFERS		123,458	198,163	267,313	257,543	266,716	377,221	377,221	300,833
TOTAL APPROPRIATIONS		2,676,837	2,737,247	2,820,497	3,117,995	3,628,878	2,951,821	3,661,979	3,695,556
NET OF REVENUES/APPROPRIATIONS - FUND 101		369,694 12.13%	508,233 15.66%	434,269 13.34%	508,033 14.01%	(166,270) -4.80%	603,323 16.97%	(15,625) -0.43%	(181,968) -5.18%
BEGINNING FUND BALANCE		680,318	1,050,012	1,558,250	1,992,526	2,500,563	2,500,563	2,500,563	2,484,938
ENDING FUND BALANCE		1,050,012	1,558,245	1,992,519	2,500,559	2,334,293	3,103,886	2,484,938	2,302,970

		Calculations as of 06/30/2022							
GL NUMBER	DESCRIPTION	2017-18 ACTIVITY	2018-19 ACTIVITY	2019-20 ACTIVITY	2020-21 ACTIVITY	2021-22 AMENDED BUDGET	2021-22 THRU 06/30/22 ACTIVITY	2021-22 PROJECTED ACTIVITY	2022-23 REQUESTED BUDGET
ESTIMATED REVENUES									
Dept 000									
105-000-569.900	GRANTS	399,086	493,456	15,000	51,000	821,000			519,000
105-000-581.740	LRSB DISBURSEMENTS	302,726	290,954	290,674	220,880	275,000	306,850	306,850	300,000
105-000-589.000	CONTRIBUTIONS		2,400	89,300					
105-000-665.000	INTEREST EARNED	1,557	1,750	852					
Totals for dept 000 -		703,369	788,560	395,826	271,880	1,096,000	306,850	306,850	819,000
TOTAL ESTIMATED REVENUES		703,369	788,560	395,826	271,880	1,096,000	306,850	306,850	819,000
APPROPRIATIONS									
Dept 000									
105-000-807.000	AUDIT	8,000	3,920	3,920	3,920	2,920	2,920	2,920	2,920
Totals for dept 000 -		8,000	3,920	3,920	3,920	2,920	2,920	2,920	2,920
Dept 446 - STREET OPERATING									
105-446-976.100	N. WHITTAKER ST. REVDEVELOPME	1,394,535	68,273						
Totals for dept 446 - STREET OPERATING		1,394,535	68,273						
Dept 670									
105-670-801.200	PROFESSIONAL & CONTRACTUAL	10,650	8,022	106,305	56,750	30,000			
105-670-946.200	ENGINEERING	31,728	55,172	56,218	2,000	30,000	499		
105-670-962.000	MISCELLANEOUS	829							
105-670-970.000	CAPITAL IMPROVEMENTS	6,000				969,000	60,903	100,000	1,121,227
105-670-970.110	CAPITAL PROJECTS	98,206	36,471		6,483	30,000	12,674	30,000	
105-670-995.150	TRANSFER TO DEBT SERVICE	50,159	53,176	51,063					
105-670-995.200	TRANSFER TO MAJOR/LOCAL			300,000					
105-670-995.402	TRANSFER TO EQUIP PURCHASE		40,000	40,000	40,000	40,000	40,000	40,000	40,000
105-670-999.100	TRANSFER TO WATER						51,520	51,520	
105-670-999.120	TRANSFER TO SEWER	127,843							
Totals for dept 670 -		325,415	192,841	553,586	105,233	1,099,000	165,596	221,520	1,161,227
TOTAL APPROPRIATIONS		1,727,950	265,034	557,506	109,153	1,101,920	168,516	224,440	1,164,147
NET OF REVENUES/APPROPRIATIONS - FUND 105		(1,024,581)	523,526	(161,680)	162,727	(5,920)	138,334	82,410	(345,147)
		-145.67%	66.39%	-40.85%	59.85%	-0.54%	45.08%	26.86%	-42.14%
BEGINNING FUND BALANCE		1,153,982	129,402	652,929	491,248	653,975	653,975	653,975	736,385
ENDING FUND BALANCE		129,401	652,928	491,249	653,975	648,055	792,309	736,385	391,238

Calculations as of 06/30/2022

GL NUMBER	DESCRIPTION	2017-18 ACTIVITY	2018-19 ACTIVITY	2019-20 ACTIVITY	2020-21 ACTIVITY	2021-22 AMENDED BUDGET	2021-22 ACTIVITY THRU 06/30/22	2021-22 PROJECTED ACTIVITY	2022-23 REQUESTED BUDGET
ESTIMATED REVENUES									
Dept 000									
202-000-546.000	MOTOR VEHICLE FUND TAX	196,786	199,014	208,677	229,563	190,000	200,476	220,000	200,000
202-000-548.000	OTHER STATE GRANTS (ACT 207)		26,441						
202-000-665.000	INTEREST EARNED	2,000	4,220	3,027	175	150	531	100	100
202-000-699.100	TRANSFER IN			300,000					
Totals for dept 000 -		198,786	229,675	511,704	229,738	190,150	201,007	220,100	200,100
TOTAL ESTIMATED REVENUES		198,786	229,675	511,704	229,738	190,150	201,007	220,100	200,100
APPROPRIATIONS									
Dept 463 - ROUTINE MAINTENANCE									
202-463-705.000	SALARIES SUPERVISION	3,809	2,799	757	6,240	6,500	4,597	5,500	6,500
202-463-706.000	SALARIES PERMANENT	12,518	12,395	16,501	23,357	20,500	21,018	25,055	25,806
202-463-709.000	MEDICARE	205	183	244	399	300	341	425	525
202-463-709.100	SOCIAL SECURITY TAX	875	784	1,041	1,704	1,600	1,457	1,750	1,850
202-463-756.000	OPERATING SUPPLIES	6,760	1,635	3,742	1,009	6,500		4,000	6,800
202-463-759.200	GASOLINE	4,498	7,092	4,949	7,185	7,000	9,130	7,200	7,500
202-463-770.200	EQUIPMENT/SMALL TOOLS	3,200	495			2,000		1,000	1,800
202-463-801.200	PROFESSIONAL & CONTRACTUAL	65,111	7,388	8,502	6,237	25,000	6,244	25,000	25,000
202-463-931.800	EQUIPMENT & MAINTENANCE	756	17,069	2,457		5,000	638	4,000	4,500
202-463-932.900	VEHICLE REPAIR & MAINTENANCE	2,865			984	2,000		2,000	2,000
202-463-967.100	TOOLS & EQUIP					1,000		1,000	1,500
Totals for dept 463 - ROUTINE MAINTENANCE		100,597	49,840	38,193	47,115	77,400	43,425	76,930	83,781
Dept 474 - TRAFFIC SERVICES									
202-474-705.000	SALARIES SUPERVISION	3,809	1,563	1,993	6,240	6,500	4,596	5,500	6,500
202-474-706.000	SALARIES PERMANENT	12,518	12,395	16,501	23,357	20,500	21,017	25,055	25,806
202-474-709.000	MEDICARE	205	183	243	398	300	341	425	525
202-474-709.100	SOCIAL SECURITY TAX	875	784	1,041	1,704	1,600	1,457	1,750	1,850
202-474-756.000	OPERATING SUPPLIES	698	(349)	3,942	1,962	3,000		3,000	4,500
202-474-784.000	OPER SUPP SNOW & ICE	8,845	15,656	19,301	23,951	25,000	7,277	24,000	28,000
202-474-801.200	PROFESSIONAL & CONTRACTUAL	13,135	7,362	15,514	31,990	15,000	7,525	15,000	20,000
202-474-931.800	EQUIPMENT & MAINTENANCE				4,299	4,000	2,705	4,300	5,000
Totals for dept 474 - TRAFFIC SERVICES		40,085	37,594	58,535	93,901	75,900	44,918	79,030	92,181
Dept 482 - ADMINISTRATIVE									
202-482-705.000	SALARIES SUPERVISION	4,096	4,327	4,726	3,741	5,000	3,575	4,083	5,000
202-482-709.000	MEDICARE	59	63	69	53	75	50	75	75
202-482-709.100	SOCIAL SECURITY TAX	254	268	293	228	300	212	250	300
202-482-807.000	AUDIT	1,000	1,000	1,000	1,000	1,000	1,000	1,000	1,000
202-482-955.850	MISCELLANEOUS	304	298	261	130		8,009	435	500
Totals for dept 482 - ADMINISTRATIVE		5,713	5,956	6,349	5,152	6,375	12,846	5,843	6,875
Dept 483 - ENGINEERING									
202-483-801.200	PROFESSIONAL & CONTRACTUAL	28,150	6,752			15,000	4,100	5,000	15,000
202-483-934.200	BRIDGE REHABILIATION		51,700	520,171	3,850	30,000		30,000	
Totals for dept 483 - ENGINEERING		28,150	58,452	520,171	3,850	45,000	4,100	35,000	15,000
TOTAL APPROPRIATIONS		174,545	151,842	623,248	150,018	204,675	105,289	196,803	197,837
NET OF REVENUES/APPROPRIATIONS - FUND 202		24,241	77,833	(111,544)	79,720	(14,525)	95,718	23,297	2,263
		12.19%	33.89%	-21.80%	34.70%	-7.64%	47.62%	10.58%	1.13%



BUDGET REPORT FOR CITY OF NEW BUFFALO  
 Fund: 202 MAJOR STREET FUND

Calculations as of 06/30/2022

GL NUMBER	DESCRIPTION	2017-18 ACTIVITY	2018-19 ACTIVITY	2019-20 ACTIVITY	2020-21 ACTIVITY	2021-22 AMENDED BUDGET	2021-22 THRU 06/30/22 ACTIVITY	2021-22 PROJECTED ACTIVITY	2022-23 REQUESTED BUDGET
	BEGINNING FUND BALANCE	314,770	352,889	430,721	319,177	398,896	398,896	398,896	422,193
	FUND BALANCE ADJUSTMENTS	13,876							
	ENDING FUND BALANCE	352,887	430,722	319,177	398,897	384,371	494,614	422,193	424,456

Calculations as of 06/30/2022

GL NUMBER	DESCRIPTION	2017-18 ACTIVITY	2018-19 ACTIVITY	2019-20 ACTIVITY	2020-21 ACTIVITY	2021-22 AMENDED BUDGET	2021-22 ACTIVITY THRU 06/30/22	2021-22 PROJECTED ACTIVITY	2022-23 REQUESTED BUDGET
ESTIMATED REVENUES									
Dept 000									
203-000-546.000	MOTOR VEHICLE FUND TAX	105,183	101,170	105,652	116,132	100,000	102,248	110,000	100,000
203-000-548.000	OTHER STATE GRANTS (ACT 207)		8,814						
203-000-578.000	STATE REVENUE METRO ACT	10,014	10,036	11,115	11,561			10,000	10,000
203-000-665.000	INTEREST EARNED	1,212	2,682	1,886	161	150	360	150	150
Totals for dept 000 -		116,409	122,702	118,653	127,854	100,150	102,608	120,150	110,150
TOTAL ESTIMATED REVENUES		116,409	122,702	118,653	127,854	100,150	102,608	120,150	110,150
APPROPRIATIONS									
Dept 463 - ROUTINE MAINTENANCE									
203-463-705.000	SALARIES SUPERVISION	3,809	1,563	1,993	6,240	6,500	4,596	5,487	6,500
203-463-706.000	SALARIES PERMANENT	5,365	5,537	6,847	10,010	10,000	9,007	10,800	12,000
203-463-709.000	MEDICARE	118	91	120	221	200	183	250	300
203-463-709.100	SOCIAL SECURITY TAX	504	390	515	947	850	783	950	1,000
203-463-756.000	OPERATING SUPPLIES	7,276	2,409	3,993	609	4,000		2,500	4,000
203-463-759.200	GASOLINE	2,020	1,534	990	2,210	1,600	2,741	1,800	2,200
203-463-770.200	EQUIPMENT/SMALL TOOLS	2,146	495			1,500		1,500	1,800
203-463-801.200	PROFESSIONAL & CONTRACTUAL	3,455	4,320	47,170	944	5,000		5,000	7,000
203-463-931.800	EQUIPMENT & MAINTENANCE		17,371	1,656		5,000		2,500	5,000
203-463-932.900	VEHICLE REPAIR & MAINTENANCE	1,472			984	1,500	937	500	1,500
203-463-967.100	TOOLS & EQUIP					1,500		500	1,500
Totals for dept 463 - ROUTINE MAINTENANCE		26,165	33,710	63,284	22,165	37,650	18,247	31,787	42,800
Dept 474 - TRAFFIC SERVICES									
203-474-705.000	SALARIES SUPERVISION	3,809	1,563	1,993	6,241	6,500	4,597	5,487	6,500
203-474-706.000	SALARIES PERMANENT	5,365	5,537	6,847	10,010	10,000	9,007	10,800	12,000
203-474-709.000	MEDICARE	118	91	120	222	200	183	250	300
203-474-709.100	SOCIAL SECURITY TAX	504	390	515	947	850	783	950	1,000
203-474-756.000	MISC SUPPLIES	1,412	(349)	1,343	1,505	2,000		200	2,000
203-474-784.000	OPER SUPP SNOW & ICE	6,260	15,656	19,301	9,336	20,000	7,277	14,000	20,000
203-474-801.200	PROFESSIONAL & CONTRACTUAL			4,668					
203-474-933.000	EQUIPMENT & MAINTENANCE				1,587				
Totals for dept 474 - TRAFFIC SERVICES		17,468	22,888	34,787	29,848	39,550	21,847	31,687	41,800
Dept 482 - ADMINISTRATIVE									
203-482-705.000	SALARIES SUPERVISION	2,458	2,708	2,724	2,245	2,600	2,145	2,500	2,700
203-482-709.000	MEDICARE	36	38	41	32	50	30	50	50
203-482-709.100	SOCIAL SECURITY TAX	152	161	176	137	200	127	200	200
203-482-807.000	AUDIT	1,000	1,000	1,000	1,000	1,000	1,000	1,000	1,000
203-482-955.850	MISCELLANEOUS	179	175	153	77	60	4,704	400	500
Totals for dept 482 - ADMINISTRATIVE		3,825	4,082	4,094	3,491	3,910	8,006	4,150	4,450
Dept 483 - ENGINEERING									
203-483-801.200	PROFESSIONAL & CONTRACTUAL	5,941	6,752	5,125					
Totals for dept 483 - ENGINEERING		5,941	6,752	5,125					
TOTAL APPROPRIATIONS		53,399	67,432	107,290	55,504	81,110	48,100	67,624	89,050
NET OF REVENUES/APPROPRIATIONS - FUND 203		63,010	55,270	11,363	72,350	19,040	54,508	52,526	21,100
		54.13%	45.04%	9.58%	56.59%	19.01%	53.12%	43.72%	19.16%
BEGINNING FUND BALANCE		174,268	244,299	299,567	310,930	383,283	383,283	383,283	435,809

BUDGET REPORT FOR CITY OF NEW BUFFALO  
 Fund: 203 LOCAL STREET FUND

Calculations as of 06/30/2022

GL NUMBER	DESCRIPTION	2017-18 ACTIVITY	2018-19 ACTIVITY	2019-20 ACTIVITY	2020-21 ACTIVITY	2021-22 AMENDED BUDGET	2021-22 THRU 06/30/22 ACTIVITY	2021-22 PROJECTED ACTIVITY	2022-23 REQUESTED BUDGET
	FUND BALANCE ADJUSTMENTS	7,020							
	ENDING FUND BALANCE	244,298	299,569	310,930	383,280	402,323	437,791	435,809	456,909

Calculations as of 06/30/2022

GL NUMBER	DESCRIPTION	2017-18 ACTIVITY	2018-19 ACTIVITY	2019-20 ACTIVITY	2020-21 ACTIVITY	2021-22 AMENDED BUDGET	2021-22 THRU 06/30/22 ACTIVITY	2021-22 PROJECTED ACTIVITY	2022-23 REQUESTED BUDGET
ESTIMATED REVENUES									
Dept 000									
204-000-404.000	PROPERTY TAXES						62,551	62,551	65,216
204-000-445.000	PENALTY & INTEREST						139	150	200
204-000-699.000	TRANSFER FROM GENERAL						110,505	110,505	
204-000-699.100	TRANSFER IN						433	433	
Totals for dept 000 -							173,628	173,639	65,416
TOTAL ESTIMATED REVENUES							173,628	173,639	65,416
APPROPRIATIONS									
Dept 970 - CAPITAL									
204-970-976.200	STREET PAVING PROGRAM						160,504	160,504	
Totals for dept 970 - CAPITAL							160,504	160,504	
TOTAL APPROPRIATIONS							160,504	160,504	
NET OF REVENUES/APPROPRIATIONS - FUND 204							13,124	13,135	65,416
		0.00%	0.00%	0.00%	0.00%	0.00%	7.56%	7.56%	100.00%
BEGINNING FUND BALANCE									13,135
ENDING FUND BALANCE							13,124	13,135	78,551

Calculations as of 06/30/2022

GL NUMBER	DESCRIPTION	2017-18 ACTIVITY	2018-19 ACTIVITY	2019-20 ACTIVITY	2020-21 ACTIVITY	2021-22 AMENDED BUDGET	2021-22 ACTIVITY THRU 06/30/22	2021-22 PROJECTED ACTIVITY	2022-23 REQUESTED BUDGET
ESTIMATED REVENUES									
Dept 000									
208-000-569.000	GRANT	3,500			2,000				
208-000-587.000	DONATIONS			275	175				
208-000-628.000	SERVICE CHARGE	1,539	709						
208-000-651.100	TRANSIENT MARINA FEES	49,551	50,179	32,213	(3,133)				
208-000-653.000	CONCESSION	5,039	8,506	9,500	10,000	10,000	2,500	2,500	3,500
208-000-653.100	VENDING MACHINE REVENUE		682	13					
208-000-653.200	ICE/MECHANDISE SALES		510	1,372					
208-000-653.300	VENDOR PERCENTAGE OF SALES		7,251	16,496	50,739	40,000	41,684	41,684	40,000
208-000-653.400	BOAT LAUNCHING FEES	51,209	45,454	52,033					
208-000-653.500	BOAT LAUNCH FEES-COMMERCIAL	27,419	22,666	22,475					
208-000-654.000	BEACH PARKING FEES	261,635	249,412	282,967	314,228	300,000	272,208	325,000	275,000
208-000-657.000	PARKING FINES		159	2,178	49,815	55,000	61		
208-000-665.000	INTEREST EARNED	488	946	594	35	50	19	25	50
208-000-667.100	PAVILLION RENTALS	1,150	650	575	600	500	375	325	500
208-000-678.000	REIMBURSEMENTS						2,587	2,587	
208-000-691.000	MISCELLANEOUS	4,224	2,219				1,802	901	
208-000-699.000	TRANSFER FROM GENERAL	35,000	50,000	110,000	75,000	100,000	100,000	100,000	135,000
Totals for dept 000 -		440,754	439,343	530,691	499,459	505,550	421,236	473,022	454,050
TOTAL ESTIMATED REVENUES		440,754	439,343	530,691	499,459	505,550	421,236	473,022	454,050
APPROPRIATIONS									
Dept 691 - PARK									
208-691-706.400	SALARIES--PARKING ENF				705				
208-691-723.000	STIPENDS	1,000							
208-691-962.000	MISCELLANEOUS	518							
208-691-983.000	VEHICLE LEASES					6,183			
208-691-999.000	TRANSFERS OUT			66,727					
Totals for dept 691 - PARK		1,518		66,727	705	6,183			
Dept 751 - PARKS									
208-751-704.000	SALARIES PART-TIME				2,696		9,198	10,453	12,000
208-751-704.100	PT - LIFEGUARDS	11,311	19,915	48,648	40,731	60,000	16,306	47,000	60,000
208-751-705.000	SALARIES SUPERVISION	88,040	86,050	50,793	62,655	62,808	45,224	52,000	57,025
208-751-706.000	SALARIES PERMANENT	35,294	11,480	15,958	43,070	55,273	28,280	35,000	39,895
208-751-706.160	SALARIES-BOAT LAUNCH	27,468	28,365	25,149					
208-751-706.200	SALARIES- MARINA	10,131	9,620	13,764					
208-751-706.300	SALARIES-BEACH	48,766	34,690	64,387	45,234	55,000	22,381	49,000	55,000
208-751-706.400	SALARIES--PARKING ENF						930	930	10,000
208-751-709.000	MEDICARE	3,166	2,454	3,405	3,225	3,000	2,007	2,000	3,247
208-751-709.100	SOCIAL SECURITY TAX	13,536	10,493	14,557	13,788	13,000	7,613	9,000	14,688
208-751-710.200	UNEMPLOYMENT	3,471	5,790	4,284	2,333	6,000	2,548	4,000	6,000
208-751-713.100	SALARIES-OVERTIME	399		163	2,781	3,000	361	1,500	2,000
208-751-717.100	RETIREMENT	3,192	3,416	3,648	6,568	10,000	5,465	8,000	7,200
208-751-718.000	HEALTH INSURANCE	6,925	6,195	7,433	9,101	20,000	10,518	13,500	9,328
208-751-724.000	LIFE & DISABILITY INSURANCE	1,659	1,224	1,670	2,795	3,317	2,576	3,000	3,500
208-751-724.200	WORKER'S COMPENSATION INS	4,513	6,291	4,228	5,358	5,500	6,294	5,568	6,500
208-751-725.000	DRUG TESTING/MEDICAL EXPENSE	961	986	490	175	1,000	115	1,000	1,000
208-751-752.200	OFFICE SUPPLIES	799	642	1,482	600	1,000	1,095	1,000	1,200
208-751-756.000	OPERATING SUPPLIES	15,666	9,582	10,829	10,669	10,000	11,553	12,000	15,000
208-751-756.500	MERCHANDISE		1,356						

Calculations as of 06/30/2022

GL NUMBER	DESCRIPTION	2017-18 ACTIVITY	2018-19 ACTIVITY	2019-20 ACTIVITY	2020-21 ACTIVITY	2021-22 AMENDED BUDGET	2021-22 ACTIVITY THRU 06/30/22	2021-22 PROJECTED ACTIVITY	2022-23 REQUESTED BUDGET
APPROPRIATIONS									
Dept 751 - PARKS									
208-751-759.200	GASOLINE	4,471	3,026	2,283	2,493	5,000	3,100	3,200	5,000
208-751-768.000	UNIFORMS	1,114	2,197	3,224	3,938	3,000	1,266	3,500	4,000
208-751-770.200	EQUIPMENT/SMALL TOOLS	5,249	5,503	5,039	6,101	5,000	3,908	3,500	5,500
208-751-801.200	PROFESSIONAL & CONTRACTUAL	29,488	44,907	41,903	61,257	25,000	22,075	20,000	25,000
208-751-807.000	AUDIT	1,500	1,000	1,000	1,000	1,000	1,000	1,000	1,000
208-751-831.000	MEMBERSHIPS & DUES		30		175	400			400
208-751-850.200	TELEPHONE	2,786	1,098	2,086	2,493	2,000	2,102	2,500	2,500
208-751-854.200	SOFTWARE EXPENSE					2,050		2,050	2,050
208-751-900.000	PRINTING & PUBLISHING	3,641	2,469	3,096	3,845	2,000	4,421	2,600	3,000
208-751-910.200	EDUCATION & TRAINING	1,051	35		500	500	350	350	500
208-751-924.200	UTILITIES	28,453	33,740	30,254	22,699	35,000	27,952	30,000	35,000
208-751-930.300	BUILDING REPAIR & MAINTENANCE	22,251	11,656	28,282	18,210	20,000	8,924	15,000	20,000
208-751-930.500	GROUNDS REPAIR & MAINT	10,509	13,190	37,470	17,207	20,000	19,569	20,000	25,000
208-751-931.700	EQUIPMENT MAINT--PARKING SYSTEM		2,460	2,925	4,689	5,000	5,580	6,500	7,000
208-751-931.800	EQUIPMENT & MAINTENANCE	3,094	5,966	2,482	17,188	10,000	9,454	10,000	8,000
208-751-932.900	VEHICLE REPAIR & MAINTENANCE	4,329	542	2,902	4,732	3,000	6,238	7,000	3,000
208-751-935.100	FIRE INSURANCE	1,726	910	1,868	1,758	1,800	1,287	1,800	1,800
208-751-935.200	VEHICLE INSURANCE	2,966	1,815	3,705	3,970	4,500	2,589	4,500	4,000
208-751-935.300	LIABILITY INSURANCE	8,095	3,840	7,503	7,230	8,000	5,640	8,000	8,000
208-751-937.700	EQUIPMENT LEASES			11,194	13,036	12,000	22	5,000	
208-751-940.900	EQUIPMENT RENTAL				1,050	1,000	300	1,000	1,000
208-751-946.200	ENGINEERING	500	3,450			2,000			1,000
208-751-956.200	REFUNDS	400	187			400		400	400
208-751-963.000	BANK FEES	8,277	7,207	7,446	10,012	12,000	9,354	12,000	12,000
208-751-967.000	MISC PROJECTS	4,195	3,229	7,779	3,854	6,000	3,181	6,000	6,000
208-751-970.000	CAPITAL IMPROVEMENTS		5,582	6,000	4,455	6,000		6,000	7,000
208-751-979.000	EQUIPMENT	128	4,832	67	525	5,000	337	2,500	4,000
208-751-979.200	LIFEGUARD EQUIPMENT		7,725	4,776	3,722	2,200	292	2,200	2,200
208-751-979.300	LIFEGUARD RECRUITMENT & TRAINING		2,234	1,331	1,675	4,250	458	3,500	4,300
208-751-983.000	VEHICLE LEASES						4,417	4,936	6,200
Totals for dept 751 - PARKS		419,520	407,379	485,503	469,593	512,998	316,280	439,987	508,433
TOTAL APPROPRIATIONS		421,038	407,379	552,230	470,298	519,181	316,280	439,987	508,433
NET OF REVENUES/APPROPRIATIONS - FUND 208		19,716 4.47%	31,964 7.28%	(21,539) -4.06%	29,161 5.84%	(13,631) -2.70%	104,956 24.92%	33,035 6.98%	(54,383) -11.98%
BEGINNING FUND BALANCE		225,379	245,098	277,058	255,519	284,679	284,679	284,679	317,714
ENDING FUND BALANCE		245,095	277,062	255,519	284,680	271,048	389,635	317,714	263,331

BUDGET REPORT FOR CITY OF NEW BUFFALO  
 Fund: 209 PARK IMPROVEMENT FUND

Calculations as of 06/30/2022

GL NUMBER	DESCRIPTION	2017-18 ACTIVITY	2018-19 ACTIVITY	2019-20 ACTIVITY	2020-21 ACTIVITY	2021-22 AMENDED BUDGET	2021-22 THRU 06/30/22 ACTIVITY	2021-22 PROJECTED ACTIVITY	2022-23 REQUESTED BUDGET
ESTIMATED REVENUES									
Dept 000									
209-000-404.000	PROPERTY TAXES	102,642	105,429	109,093	111,781	112,000	115,288	115,288	120,019
209-000-445.000	PENALTY & INTEREST	212	227	248	253	225	255	232	230
209-000-665.000	INTEREST EARNED	500	686	184	33	20	25	20	20
209-000-699.100	TRANSFER IN			66,727					
Totals for dept 000 -		103,354	106,342	176,252	112,067	112,245	115,568	115,540	120,269
TOTAL ESTIMATED REVENUES		103,354	106,342	176,252	112,067	112,245	115,568	115,540	120,269
APPROPRIATIONS									
Dept 000									
209-000-981.300	PARK VEHICLES & EQUIPMENT	42,233	32,692						
Totals for dept 000 -		42,233	32,692						
Dept 751 - PARKS									
209-751-946.200	ENGINEERING		4,222						
209-751-962.000	MISCELLANEOUS	17,424							
209-751-974.000	CAPITAL IMPROVEMENTS	3,900	232,737	15,350	82,350	155,000			
209-751-995.500	TRANSFER TO DREDGE FUND	35,688	36,288	35,800	36,288	40,000	34,970	34,970	34,970
Totals for dept 751 - PARKS		57,012	273,247	51,150	118,638	195,000	34,970	34,970	34,970
TOTAL APPROPRIATIONS		99,245	305,939	51,150	118,638	195,000	34,970	34,970	34,970
NET OF REVENUES/APPROPRIATIONS - FUND 209		4,109 3.98%	(199,597) -187.69%	125,102 70.98%	(6,571) -5.86%	(82,755) -73.73%	80,598 69.74%	80,570 69.73%	85,299 70.92%
BEGINNING FUND BALANCE		233,571	237,681	38,084	163,186	156,616	156,616	156,616	237,186
ENDING FUND BALANCE		237,680	38,084	163,186	156,615	73,861	237,214	237,186	322,485



		Calculations as of 06/30/2022								
GL NUMBER	DESCRIPTION	2017-18 ACTIVITY	2018-19 ACTIVITY	2019-20 ACTIVITY	2020-21 ACTIVITY	2021-22 AMENDED BUDGET	2021-22 THRU 06/30/22 ACTIVITY	2021-22 PROJECTED ACTIVITY	2022-23 REQUESTED BUDGET	
ESTIMATED REVENUES										
Dept 000										
225-000-589.000	CONTRIBUTIONS	6,595	36,288	9,182	28,116	40,000	(20,576)	34,970	34,970	
225-000-665.000	INTEREST EARNED	730	1,930	1,210	204	125	159	125	150	
225-000-699.100	TRANSFER IN	35,688	36,288	35,800	36,288	40,000	34,970	34,970	34,970	
Totals for dept 000 -		43,013	74,506	46,192	64,608	80,125	14,553	70,065	70,090	
TOTAL ESTIMATED REVENUES		43,013	74,506	46,192	64,608	80,125	14,553	70,065	70,090	
APPROPRIATIONS										
Dept 597 - HARBOR OPERATIONS										
225-597-801.200	PROFESSIONAL & CONTRACTUAL		4,590	3,410		300,000	24,996	50,000	300,000	
Totals for dept 597 - HARBOR OPERATIONS			4,590	3,410		300,000	24,996	50,000	300,000	
TOTAL APPROPRIATIONS			4,590	3,410		300,000	24,996	50,000	300,000	
NET OF REVENUES/APPROPRIATIONS - FUND 225		43,013	69,916	42,782	64,608	(219,875)	(10,443)	20,065	(229,910)	
		100.00%	93.84%	92.62%	100.00%	-274.41%	-71.76%	28.64%	-328.02%	
BEGINNING FUND BALANCE		246,373	289,502	359,417	402,200	466,808	466,808	466,808	486,873	
FUND BALANCE ADJUSTMENTS		116								
ENDING FUND BALANCE		289,502	359,418	402,199	466,808	246,933	456,365	486,873	256,963	

Calculations as of 06/30/2022

GL NUMBER	DESCRIPTION	2017-18 ACTIVITY	2018-19 ACTIVITY	2019-20 ACTIVITY	2020-21 ACTIVITY	2021-22 AMENDED BUDGET	2021-22 ACTIVITY THRU 06/30/22	2021-22 PROJECTED ACTIVITY	2022-23 REQUESTED BUDGET
ESTIMATED REVENUES									
Dept 000									
248-000-665.000	INTEREST EARNED	1	3	1					
248-000-676.000	REIMBURSEMENTS		540						
Totals for dept 000 -		1	543	1					
TOTAL ESTIMATED REVENUES		1	543	1					
APPROPRIATIONS									
Dept 000									
248-000-818.000	PROFESSIONAL & CONTRACTUAL	2,117							
248-000-955.850	MISCELLANEOUS	756	742						
Totals for dept 000 -		2,873	742						
TOTAL APPROPRIATIONS		2,873	742						
NET OF REVENUES/APPROPRIATIONS - FUND 248		(2,872)	(199)	1					
		-287,200.00%	-36.65%	100.00%	0.00%	0.00%	0.00%	0.00%	0.00%
BEGINNING FUND BALANCE		3,342	470	272	273	273	273	273	273
ENDING FUND BALANCE		470	271	273	273	273	273	273	273

		Calculations as of 06/30/2022							
GL NUMBER	DESCRIPTION	2017-18 ACTIVITY	2018-19 ACTIVITY	2019-20 ACTIVITY	2020-21 ACTIVITY	2021-22 AMENDED BUDGET	2021-22 ACTIVITY THRU 06/30/22	2021-22 PROJECTED ACTIVITY	2022-23 REQUESTED BUDGET
ESTIMATED REVENUES									
Dept 000									
265-000-665.000	INTEREST EARNED		11						
Totals for dept 000 -			11						
TOTAL ESTIMATED REVENUES			11						
APPROPRIATIONS									
Dept 000									
265-000-979.000	EQUIPMENT	7,380	6,952						
Totals for dept 000 -		7,380	6,952						
TOTAL APPROPRIATIONS		7,380	6,952						
NET OF REVENUES/APPROPRIATIONS - FUND 265									
		(7,380)	(6,941)						
		0.00%	-63,100.00%	0.00%	0.00%	0.00%	0.00%	0.00%	0.00%
BEGINNING FUND BALANCE									
			7,061	121	121	121	121	121	121
FUND BALANCE ADJUSTMENTS									
		14,441							
ENDING FUND BALANCE									
		7,061	120	121	121	121	121	121	121

Calculations as of 06/30/2022

GL NUMBER	DESCRIPTION	2017-18 ACTIVITY	2018-19 ACTIVITY	2019-20 ACTIVITY	2020-21 ACTIVITY	2021-22 AMENDED BUDGET	2021-22 THRU 06/30/22 ACTIVITY	2021-22 PROJECTED ACTIVITY	2022-23 REQUESTED BUDGET
ESTIMATED REVENUES									
Dept 000									
266-000-550.000	STATE REVENUE JUSTICE TRAINING	1,254	1,284	1,290	892	1,300	555	555	900
266-000-665.000	INTEREST EARNED	9	3	2					
Totals for dept 000 -		1,263	1,287	1,292	892	1,300	555	555	900
TOTAL ESTIMATED REVENUES		1,263	1,287	1,292	892	1,300	555	555	900
APPROPRIATIONS									
Dept 000									
266-000-910.900	CRIMINAL JUSTICE TRAINING		2,443	452	156		194	194	300
Totals for dept 000 -			2,443	452	156		194	194	300
TOTAL APPROPRIATIONS			2,443	452	156		194	194	300
NET OF REVENUES/APPROPRIATIONS - FUND 266		1,263	(1,156)	840	736	1,300	361	361	600
		100.00%	-89.82%	65.02%	82.51%	100.00%	65.05%	65.05%	66.67%
BEGINNING FUND BALANCE		14,752	1,573	417	1,257	1,994	1,994	1,994	2,355
FUND BALANCE ADJUSTMENTS		(14,441)							
ENDING FUND BALANCE		1,574	417	1,257	1,993	3,294	2,355	2,355	2,955

Calculations as of 06/30/2022

GL NUMBER	DESCRIPTION	2017-18 ACTIVITY	2018-19 ACTIVITY	2019-20 ACTIVITY	2020-21 ACTIVITY	2021-22 AMENDED BUDGET	2021-22 THRU 06/30/22 ACTIVITY	2021-22 PROJECTED ACTIVITY	2022-23 REQUESTED BUDGET
ESTIMATED REVENUES									
Dept 000									
351-000-665.000	INTEREST EARNED	267	804	746	75	100	57	70	100
351-000-699.000	TRANSFER FROM GENERAL	88,458	128,163	128,313	127,543	126,716	126,716	126,716	125,833
351-000-699.100	TRANSFER IN FROM WATER	85,433	85,238	85,338	84,825	84,275	84,275	84,275	83,688
351-000-699.200	TRANSFER IN FROM SEWER	127,843	127,549	127,699	126,932	126,109	126,109	126,109	125,230
351-000-699.312	TRANSFER FROM LRSB FOR 2010 SEW	50,159	53,176	51,063					
Totals for dept 000 -		352,160	394,930	393,159	339,375	337,200	337,157	337,170	334,851
TOTAL ESTIMATED REVENUES		352,160	394,930	393,159	339,375	337,200	337,157	337,170	334,851
APPROPRIATIONS									
Dept 906 - DEBT SERVICE									
351-906-991.100	2017 CAP IMPROV BOND PRINCIPLE	225,000	230,000	235,000	240,000	245,000	245,000	245,000	250,000
351-906-991.700	2010 SEAWALL - PRINCIPAL	45,000	50,000	50,000					
351-906-992.100	2017 CAP IMPROV BOND INTEREST	116,733	110,950	106,350	99,300	92,100	92,100	92,100	84,750
351-906-992.800	2010 SEAWALL - INTEREST	5,270	3,250	1,088					
351-906-993.000	FEES	750	750			800			
Totals for dept 906 - DEBT SERVICE		392,753	394,950	392,438	339,300	337,900	337,100	337,100	334,750
TOTAL APPROPRIATIONS		392,753	394,950	392,438	339,300	337,900	337,100	337,100	334,750
NET OF REVENUES/APPROPRIATIONS - FUND 351		(40,593) -11.53%	(20) -0.01%	721 0.18%	75 0.02%	(700) -0.21%	57 0.02%	70 0.02%	101 0.03%
BEGINNING FUND BALANCE		42,932	2,339	2,319	3,040	3,115	3,115	3,115	3,185
ENDING FUND BALANCE		2,339	2,319	3,040	3,115	2,415	3,172	3,185	3,286

Calculations as of 06/30/2022

GL NUMBER	DESCRIPTION	2017-18 ACTIVITY	2018-19 ACTIVITY	2019-20 ACTIVITY	2020-21 ACTIVITY	2021-22 AMENDED BUDGET	2021-22 THRU 06/30/22 ACTIVITY	2021-22 PROJECTED ACTIVITY	2022-23 REQUESTED BUDGET
ESTIMATED REVENUES									
Dept 000									
402-000-665.000	INTEREST EARNED	174	293	268	35		32		
402-000-672.300	POLICE PROCEEDS			10,750					
402-000-676.000	REIMBURSEMENTS	24,175	34,483	30,518	30,441	25,000	65,645	65,645	30,000
402-000-699.000	TRANSFER FROM GENERAL		20,000	29,000	30,000	30,000	40,000	40,000	40,000
402-000-699.200	TRANSFER FROM WATER		26,700						
402-000-699.300	TRANSFER FROM LRSB		40,000	40,000	40,000	40,000	40,000	40,000	40,000
Totals for dept 000 -		24,349	121,476	110,536	100,476	95,000	145,677	145,645	110,000
TOTAL ESTIMATED REVENUES		24,349	121,476	110,536	100,476	95,000	145,677	145,645	110,000
APPROPRIATIONS									
Dept 265 - GENERAL GOVERNMENT									
402-265-970.110	EQUIPMENT	2,995	12,356						
Totals for dept 265 - GENERAL GOVERNMENT		2,995	12,356						
Dept 970 - CAPITAL									
402-970-981.000	POLICE VEHICLES&EQUIPMENT	21,746	20,466	32,437	21,048	22,000	21,363	21,363	19,098
402-970-981.200	STREET VEHICLES & EQUIPMENT	14,086	36,857	35,308	36,857	34,500	30,423	30,423	30,000
402-970-981.300	PARK VEHICLES & EQUIPMENT	5,720	5,720	4,885	56,220	5,720	1,430	9,230	
402-970-981.500	CITY HALL EQUIPMENT		8,785	1,035		5,000		15,000	5,000
Totals for dept 970 - CAPITAL		41,552	71,828	73,665	114,125	67,220	53,216	76,016	54,098
TOTAL APPROPRIATIONS		44,547	84,184	73,665	114,125	67,220	53,216	76,016	54,098
NET OF REVENUES/APPROPRIATIONS - FUND 402		(20,198)	37,292	36,871	(13,649)	27,780	92,461	69,629	55,902
		-82.95%	30.70%	33.36%	-13.58%	29.24%	63.47%	47.81%	50.82%
BEGINNING FUND BALANCE		113,051	92,854	130,147	167,017	153,369	153,369	153,369	222,998
ENDING FUND BALANCE		92,853	130,146	167,018	153,368	181,149	245,830	222,998	278,900

		Calculations as of 06/30/2022							
GL NUMBER	DESCRIPTION	2017-18 ACTIVITY	2018-19 ACTIVITY	2019-20 ACTIVITY	2020-21 ACTIVITY	2021-22 AMENDED BUDGET	2021-22 ACTIVITY THRU 06/30/22	2021-22 PROJECTED ACTIVITY	2022-23 REQUESTED BUDGET
ESTIMATED REVENUES									
Dept 000									
403-000-665.000	INTEREST EARNED	10,172	6,479	2,052	44		13		
403-000-676.000	REIMBURSEMENTS	61,201	4,187						
403-000-695.100	TRANSFER						(433)		
Totals for dept 000 -		71,373	10,666	2,052	44		(420)		
TOTAL ESTIMATED REVENUES		71,373	10,666	2,052	44		(420)		
APPROPRIATIONS									
Dept 970 - CAPITAL									
403-970-976.000	N. WHITTAKER REDEVELOPMENT	838,129	186,316						
403-970-976.100	STROMER & SHORE PROJECT		40,667						
403-970-976.200	STREET PAVING PROGRAM	689,783	106,326	606,001	44,970	65,000	58,950		
403-970-976.300	CLAY STREET RECONSTRUCTION	851,337	589,295						
403-970-993.000	FEES	990	950	950	1,250	950	750		
Totals for dept 970 - CAPITAL		2,380,239	923,554	606,951	46,220	65,950	59,700		
TOTAL APPROPRIATIONS		2,380,239	923,554	606,951	46,220	65,950	59,700		
NET OF REVENUES/APPROPRIATIONS - FUND 403		(2,308,866)	(912,888)	(604,899)	(46,176)	(65,950)	(60,120)		
		-3,234.93%	-8,558.86%	-29,478.51%	-104,945.45%	0.00%	14,314.29%	0.00%	0.00%
BEGINNING FUND BALANCE		3,932,948	1,624,083	711,195	106,296	60,120	60,120	60,120	60,120
ENDING FUND BALANCE		1,624,082	711,195	106,296	60,120	(5,830)	60,120	60,120	60,120

		Calculations as of 06/30/2022							
GL NUMBER	DESCRIPTION	2017-18 ACTIVITY	2018-19 ACTIVITY	2019-20 ACTIVITY	2020-21 ACTIVITY	2021-22 AMENDED BUDGET	2021-22 ACTIVITY THRU 06/30/22	2021-22 PROJECTED ACTIVITY	2022-23 REQUESTED BUDGET
ESTIMATED REVENUES									
Dept 000									
590-000-566.000	GRANT	208,809							
590-000-642.000	TAP IN FEES	16,237	7,755	5,462	9,706	8,000	7,338	5,000	6,500
590-000-642.100	TAP BUY INS	48,643	11,740	28,788	20,771	20,000	14,675	7,000	7,000
590-000-642.300	INSPECTION FEES	790	474	316	237	500	395	500	500
590-000-642.400	CONNECTION FEE	3,150	1,750	1,400	1,050	1,500	1,750	1,000	1,500
590-000-650.000	USAGE	350,680	429,620	419,817	460,488	482,812	440,545	450,000	460,000
590-000-650.100	READY TO SERVE	488,681	552,646	562,893	574,778	575,000	534,766	500,000	500,000
590-000-662.000	PENALTIES	10,353	10,070	10,285	8,473	10,000	9,610	10,000	10,000
590-000-665.000	INTEREST EARNED	3,584	5,220	3,880	168	150	83	150	150
590-000-670.000	INCOME FROM JOINT VENTURE	161,244	229,464	(90,607)	(110,423)				
590-000-683.000	CHANGE IN ESTIMATE			125,000					
590-000-691.000	MISCELLANEOUS	231	(488)	1,234	741				
590-000-699.000	TRANSFER IN	127,843							
Totals for dept 000 -		1,420,245	1,248,251	1,068,468	965,989	1,097,962	1,009,162	973,650	985,650
TOTAL ESTIMATED REVENUES		1,420,245	1,248,251	1,068,468	965,989	1,097,962	1,009,162	973,650	985,650
APPROPRIATIONS									
Dept 537 - SEWER									
590-537-705.000	SALARIES SUPERVISION	26,390	20,760	16,561	20,909	27,500	18,096	27,500	27,500
590-537-706.000	SALARIES PERMANENT	26,841	26,414	32,500	41,241	40,000	35,624	40,000	40,000
590-537-709.000	MEDICARE	702	622	703	860	800	735	800	800
590-537-709.100	SOCIAL SECURITY TAX	3,003	2,661	3,007	3,674	4,000	3,142	4,000	4,000
590-537-756.000	OPERATING SUPPLIES	296	312	152		300		300	300
590-537-801.200	PROFESSIONAL & CONTRACTUAL	6,498	300	321		17,750		16,000	50,000
590-537-807.000	AUDIT	2,000	2,000	2,000	2,000	2,000	2,000	2,000	2,000
590-537-838.000	GALIEN RIVER SANITARY DISTRICT	827,224	708,194	933,491	524,330	900,000	421,974	525,000	900,000
590-537-838.100	GRSD MAINTENANCE	69,228	2,530	19,009	29,521	40,000	7,331	10,000	40,000
590-537-838.300	GRSD - CAPITAL IMPROVEMENT	14							
590-537-838.500	GRSD-CONNECTION FEES	1,908	1,050	1,400	700	2,000	350	1,000	2,000
590-537-851.200	POSTAGE	1,666	1,000	1,800	800	1,800	800	1,800	1,800
590-537-903.000	PRINTING & PUBLISHING				155				
590-537-924.200	UTILITIES	5,620	6,302	12,293	20,232	13,000	18,996	20,000	22,000
590-537-931.800	EQUIPMENT & MAINTENANCE	1,563	1,080	14		4,000		1,000	4,000
590-537-934.100	SEWER REPAIR & MAINTENANCE	59,214	50,757	13,047		30,000		10,000	30,000
590-537-935.200	VEHICLE INSURANCE	(155,751)							
590-537-935.300	LIABILITY INSURANCE	2,649	1,304	2,590	2,563	2,800	1,944	2,800	2,800
590-537-937.000	SEWER CONNECTIONS/MAINTENANCE	257	266	11,400	5,200	7,000		2,000	7,000
590-537-946.200	ENGINEERING	211,310	750	36,934	750	30,000		10,000	10,000
590-537-955.850	MISCELLANEOUS	591	482	(232)	182		326	223	300
590-537-956.200	REFUNDS	1,019							
590-537-968.000	DEPRECIATION EXPENSE	47,105	47,105	47,105	47,105				
590-537-995.000	INTERFUND TRANSFERS	28,357	26,986	26,237	19,678	22,878	22,878	22,878	22,878
590-537-995.100	TRANSFER TO DEBT SERVICE 2017 I	127,843	127,549	127,699	126,932	126,716	126,109	126,716	126,716
Totals for dept 537 - SEWER		1,295,547	1,028,424	1,288,031	846,832	1,272,544	660,305	824,017	1,294,094
TOTAL APPROPRIATIONS		1,295,547	1,028,424	1,288,031	846,832	1,272,544	660,305	824,017	1,294,094
NET OF REVENUES/APPROPRIATIONS - FUND 590		124,698 8.78%	219,827 17.61%	(219,563) -20.55%	119,157 12.34%	(174,582) -15.90%	348,857 34.57%	149,633 15.37%	(308,444) -31.29%



Calculations as of 06/30/2022

GL NUMBER	DESCRIPTION	2017-18 ACTIVITY	2018-19 ACTIVITY	2019-20 ACTIVITY	2020-21 ACTIVITY	2021-22 AMENDED BUDGET	2021-22 ACTIVITY THRU 06/30/22	2021-22 PROJECTED ACTIVITY	2022-23 REQUESTED BUDGET
	BEGINNING FUND BALANCE	2,608,187	3,940,525	4,160,352	3,940,791	4,059,946	4,059,946	4,059,946	4,209,579
	FUND BALANCE ADJUSTMENTS	1,207,641							
	ENDING FUND BALANCE	3,940,526	4,160,352	3,940,789	4,059,948	3,885,364	4,408,803	4,209,579	3,901,135

Calculations as of 06/30/2022

GL NUMBER	DESCRIPTION	2017-18 ACTIVITY	2018-19 ACTIVITY	2019-20 ACTIVITY	2020-21 ACTIVITY	2021-22 AMENDED BUDGET	2021-22 ACTIVITY THRU 06/30/22	2021-22 PROJECTED ACTIVITY	2022-23 REQUESTED BUDGET
ESTIMATED REVENUES									
Dept 000									
591-000-626.000	SERVICES RENDERED		2,919	125	1,914	500	1,350	1,500	1,000
591-000-642.000	TAP IN FEES	26,738	11,433	13,422	17,978	20,000	14,834	15,000	15,000
591-000-642.100	TAP BUY INS	9,543	5,946	7,966	10,977	10,000	3,964	3,000	5,000
591-000-642.200	WATER TAP SUPPLY REIM		4,387	6,123					
591-000-648.000	USAGE - CASINO	368,113	316,565	365,814	338,003	360,000	320,500	380,000	370,000
591-000-649.000	USAGE-TWP	9,293	9,422	9,761	13,163	9,700	10,938	9,700	9,800
591-000-650.000	USAGE	264,594	301,294	297,926	332,332	370,000	316,505	370,000	370,000
591-000-650.100	READY TO SERVE	410,165	419,174	420,548	422,985	430,000	380,711	430,000	430,000
591-000-650.200	RTS - CASINO	23,376	23,386	25,335	23,386	23,000	19,488	23,000	23,000
591-000-651.000	ON/OFF FEES	3,333	3,780	3,365	5,917	3,000	3,690	3,500	3,000
591-000-662.000	PENALTIES	7,409	6,482	6,734	5,699	6,500	6,219	6,000	6,000
591-000-665.000	INTEREST EARNED	17,452	29,989	18,045	513	400	825	200	200
591-000-667.000	RENTAL/LEASE	15,000	15,000	15,000					
591-000-680.000	HYDRANT RENTAL		21	131	416	150	100	150	150
591-000-691.000	MISCELLANEOUS	7,235	(880)	670					
591-000-695.300	TRANSFER FROM LRSB						51,520	51,520	
Totals for dept 000 -		1,162,878	1,148,918	1,190,965	1,173,283	1,233,250	1,130,644	1,293,570	1,233,150
TOTAL ESTIMATED REVENUES		1,162,878	1,148,918	1,190,965	1,173,283	1,233,250	1,130,644	1,293,570	1,233,150
APPROPRIATIONS									
Dept 536 - WATER									
591-536-705.000	SALARIES SUPERVISION	106,023	121,117	94,658	116,846	133,575	99,931	133,575	135,415
591-536-706.000	SALARIES PERMANENT	171,044	164,546	184,501	185,730	186,864	154,127	186,864	191,260
591-536-709.000	MEDICARE	4,106	4,034	4,432	4,431	5,000	3,721	5,000	4,195
591-536-709.100	SOCIAL SECURITY TAX	17,556	17,250	18,952	18,948	19,500	15,911	19,500	17,937
591-536-710.200	UNEMPLOYMENT	1,513	1,510	751	737	1,700	458	1,700	945
591-536-713.100	SALARIES-OVERTIME	24,087	16,478	15,622	17,384	22,000	14,240	22,000	20,000
591-536-717.100	RETIREMENT	6,445	3,996	3,303	(11,736)	21,500	17,676	19,285	21,545
591-536-718.000	HEALTH INSURANCE	75,206	63,188	71,334	75,962	81,258	65,936	81,258	81,705
591-536-724.000	LIFE & DISABILITY INSURANCE	8,249	5,892	7,815	8,514	7,881	6,910	7,881	8,146
591-536-724.200	WORKER'S COMPENSATION INS	4,890	11,504	7,771	10,415	9,500	12,182	9,500	10,000
591-536-725.000	DRUG TESTING/MEDICAL EXPENSE						55	100	100
591-536-726.000	STIPENDS	4,900	4,900	5,300	5,158	5,050	5,342	5,342	5,400
591-536-752.200	OFFICE SUPPLIES	518	369	766	122	800	559	800	800
591-536-754.000	PROCESS CHEMICALS		15,554	15,097	24,428	26,500	17,184	26,500	28,000
591-536-754.500	CHEMICALS	27,053	2,228						
591-536-756.000	OPERATING SUPPLIES	22,080	15,653	19,390	14,828	25,000	7,328	25,000	27,000
591-536-756.100	SUPPLIES - WATER TAPS	5,462	5,852	5,864	4,987	7,500	13,924	5,000	7,500
591-536-756.200	METER REPLACEMENT	10,647	11,405	13,108	7,478	17,000	9,701	17,000	17,000
591-536-756.300	MISC TESTING SUPPLIES&TESTING	8,659	7,008	4,477	8,222	8,000	3,504	8,000	8,000
591-536-756.400	LAB SUPPLIES	19,651	15,524	13,898	20,579	23,500	16,362	20,000	23,500
591-536-759.200	GASOLINE	5,222	4,829	3,568	3,133	5,500	4,216	5,500	5,500
591-536-768.000	UNIFORMS	1,500	1,006	851	1,004	1,600	722	1,600	1,600
591-536-770.200	EQUIPMENT/SMALL TOOLS	2,857	4,066	2,870	646	5,500	5,081	5,500	5,500
591-536-801.200	PROFESSIONAL & CONTRACTUAL	1,216,808	29,924	16,795	27,511	44,750	21,566	44,750	44,000
591-536-801.600	CONTRACTUAL-WATER TAPS	1,050	1,956	9,761	4,474	7,500	1,394	7,500	7,500
591-536-807.000	AUDIT	8,500	2,000	2,000	2,000	2,000	2,000	2,000	2,000
591-536-818.700	SLUDGE REMOVAL	27,484		27,484		35,000		35,000	
591-536-818.800	WATER INTAKE SERVICE	10,800	8,450	11,500		15,000	17,400	17,400	20,000
591-536-820.500	PERMIT FEE		150	227	245	150	150	150	150

Calculations as of 06/30/2022

GL NUMBER	DESCRIPTION	2017-18 ACTIVITY	2018-19 ACTIVITY	2019-20 ACTIVITY	2020-21 ACTIVITY	2021-22 AMENDED BUDGET	2021-22 ACTIVITY THRU 06/30/22	2021-22 PROJECTED ACTIVITY	2022-23 REQUESTED BUDGET
APPROPRIATIONS									
Dept 536 - WATER									
591-536-824.000	LAB CERTIFICATION FEE	1,442	1,546	4,076	1,300	1,500	1,340	1,340	1,500
591-536-831.000	MEMBERSHIPS & DUES	1,241	475	1,444	1,770	2,000	906	2,000	2,200
591-536-850.200	TELEPHONE	8,884	10,621	10,064	8,189	12,000	8,010	12,000	12,000
591-536-851.200	POSTAGE	2,344	1,056	2,096	1,353	2,500	1,534	2,500	2,500
591-536-861.000	TRAVEL/MILEAGE REIMB					500	121	500	500
591-536-900.000	PRINTING & PUBLISHING	1,072	220	1,254	155	1,000	632	1,000	1,200
591-536-910.200	EDUCATION & TRAINING	2,311	2,377	1,952	855	3,800	2,691	3,800	4,000
591-536-924.200	UTILITIES	42,546	49,505	49,939	39,256	55,000	38,472	55,000	50,000
591-536-930.000	PLANT REPAIR & MAINTENANCE	12,126	29,113	1,236	977	15,000	224	15,000	15,000
591-536-930.300	BUILDING REPAIR & MAINTENANCE	5,090	256,703	16,389	178,014	20,000	3,702	20,000	20,000
591-536-931.800	EQUIPMENT & MAINTENANCE	16,657	12,339	26,287	24,153	40,000	21,637	40,000	25,000
591-536-932.900	VEHICLE REPAIR & MAINTENANCE	8,459	2,550	1,173	1,464	6,500	1,032	6,500	6,500
591-536-934.000	OTHER REPAIRS & MAINT	5,562	1,823	700	5,637	10,000	140	10,000	10,000
591-536-935.100	FIRE INSURANCE	11,563	6,096	12,517	11,779	12,000	8,623	12,000	12,000
591-536-935.200	VEHICLE INSURANCE	1,483	907	2,041	2,382	2,500	3,236	2,500	2,500
591-536-935.300	LIABILITY INSURANCE	2,698	1,280	2,501	2,410	3,000	1,880	3,000	3,000
591-536-940.900	EQUIPMENT RENTAL	109				250		250	250
591-536-946.200	ENGINEERING	7,000	5,050	3,861	19,757	25,000	17,079	25,000	30,000
591-536-955.000	CUSTOMER DEPOSIT REFUNDS	(840)							
591-536-955.850	MISCELLANEOUS	1,006	950	(83)	(2,313)		42		
591-536-956.200	REFUNDS		(1,421)						
591-536-963.000	BANK FEES	3,103	2,821	2,001	683	3,000	2,784	1,200	1,500
591-536-968.000	DEPRECIATION EXPENSE	158,097	189,701	168,100	182,587				
591-536-974.700	PLANT SECURITY EXPENSE	2,090	420	430	1,010	2,500	35	2,500	2,500
591-536-979.000	EQUIPMENT		28,422	6,257		10,000		10,000	10,000
591-536-979.400	WATER METER REPLACEMENT						500		
591-536-979.500	HYDRANT REPLACEMENT		4,560	1,120	(9)	7,500		7,500	7,500
591-536-983.000	VEHICLE LEASES					6,277	4,535	6,277	6,366
591-536-987.000	WATER MAIN EXTENSIONS	39,218		50,225		70,000	14,485	70,000	75,000
591-536-987.100	WATER MAIN REPLACEMENT--MECHAN			1					
591-536-987.200	WATER MAINS N. WHITTAKER PROJE	(39,218)							
591-536-991.700	LIGHTHOUSE CREEK PAYMENT	63,413	29,904	29,849	28,901	75,541	127,443	127,443	130,000
591-536-992.600	2010 WATER SYS IMPR-INTEREST	28,373	26,561	23,899	22,025	20,874	20,873	20,874	18,874
591-536-995.000	INTERFUND TRANSFERS		26,700						
591-536-995.100	TRANSFER TO DEBT SERVICE 2017 I	85,433	85,238	85,338	84,825	84,275	84,275	84,275	83,688
Totals for dept 536 - WATER		2,263,572	1,315,906	1,066,762	1,169,206	1,211,645	883,811	1,256,164	1,228,276
TOTAL APPROPRIATIONS		2,263,572	1,315,906	1,066,762	1,169,206	1,211,645	883,811	1,256,164	1,228,276
NET OF REVENUES/APPROPRIATIONS - FUND 591		(1,100,694) -94.65%	(166,988) -14.53%	124,203 10.43%	4,077 0.35%	21,605 1.75%	246,833 21.83%	37,406 2.89%	4,874 0.40%
BEGINNING FUND BALANCE		4,169,593	3,069,409	2,902,422	2,979,835	2,983,911	2,983,911	2,983,911	3,021,317
FUND BALANCE ADJUSTMENTS		508		(46,790)					
ENDING FUND BALANCE		3,069,407	2,902,421	2,979,835	2,983,912	3,005,516	3,230,744	3,021,317	3,026,191

Calculations as of 06/30/2022

GL NUMBER	DESCRIPTION	2017-18 ACTIVITY	2018-19 ACTIVITY	2019-20 ACTIVITY	2020-21 ACTIVITY	2021-22 AMENDED BUDGET	2021-22 THRU 06/30/22 ACTIVITY	2021-22 PROJECTED ACTIVITY	2022-23 REQUESTED BUDGET
ESTIMATED REVENUES									
Dept 000									
594-000-651.100	TRANSIENT MARINA FEES				70,767	45,000	71,319	70,000	60,000
594-000-652.000	BOAT LAUNCHING FEES				72,468	53,000	62,619	60,000	60,000
594-000-652.100	BOAT LAUNCH FEES-COMMERCIAL				23,946	28,000	12,071	23,000	24,000
594-000-653.200	ICE/MECHANDISE SALES				491	1,200	340	800	800
594-000-665.000	INTEREST EARNED				7	20	13	20	20
594-000-676.000	REIMBURSEMENTS					100	68,263		
594-000-678.000	REIMBURSEMENTS				11,670				
594-000-699.000	TRANSFER FROM GENERAL				25,000				
Totals for dept 000 -					204,349	127,320	214,625	153,820	144,820
TOTAL ESTIMATED REVENUES					204,349	127,320	214,625	153,820	144,820
APPROPRIATIONS									
Dept 597 - HARBOR OPERATIONS									
594-597-705.000	SALARIES SUPERVISION				4,653	15,000	12,254	15,000	15,000
594-597-706.100	SALARIES-OVERTIME				108	500	162	500	500
594-597-706.160	SALARIES-BOAT LAUNCH				31,946	36,000	23,242	37,000	40,000
594-597-706.200	SALARIES- PT MARINA				17,589	25,000	11,478	25,000	30,000
594-597-706.400	SALARIES--PARKING ENF				705		930	930	1,000
594-597-707.000	SALARIES PART-TIME				337		1,150		
594-597-709.000	MEDICARE					885	706	885	950
594-597-709.100	SOCIAL SECURITY TAX					3,500	3,018	3,500	3,800
594-597-710.200	UNEMPLOYMENT					1,500	223	1,000	1,500
594-597-714.000	MEDICARE				402				
594-597-715.000	SOCIAL SECURITY TAX				1,717				
594-597-720.000	WORKER'S COMPENSATION INS				118				
594-597-722.000	DRUG TESTING/MEDICAL EXPENSE				210				
594-597-724.200	WORKER'S COMPENSATION INSURANCE					500	635	500	500
594-597-725.000	DRUG TESTING/MEDICAL EXPENSE					500	235	500	500
594-597-728.000	OFFICE SUPPLIES				706				
594-597-752.200	OFFICE SUPPLIES					500	289	500	800
594-597-756.000	OPERATING SUPPLIES				941	2,000	3,412	3,500	3,500
594-597-756.500	MERCHANDISE					2,000	437	2,000	2,500
594-597-767.000	EQUIPMENT/SMALL TOOLS				483				
594-597-768.000	UNIFORMS				413			500	650
594-597-770.200	EQUIPMENT/SMALL TOOLS					500	218	500	1,000
594-597-801.200	PROFESSIONAL & CONTRACTUAL					25,000	19,878	21,000	5,000
594-597-807.000	AUDIT					1,000	1,000	1,000	1,000
594-597-818.000	PROFESSIONAL & CONTRACTUAL				65,780				
594-597-818.200	ENGINEERING				8,850				
594-597-900.000	PRINTING & PUBLISHING					1,500	2,577	2,500	2,500
594-597-916.000	LIABILITY INSURANCE								2,000
594-597-920.000	UTILITIES				9,605				
594-597-924.200	UTILITIES					7,500	7,156	8,000	8,000
594-597-930.300	BUILDING REPAIR & MAINTENANCE					5,000	14,232	15,000	5,000
594-597-930.400	GROUNDS REPAIR & MAINT					8,500	7,556	8,000	8,000
594-597-931.000	BUILDING REPAIR & MAINTENANCE				3,625				
594-597-931.700	EQUIPMENT MAINT--PARKING SYSTEM						960		1,200
594-597-931.800	EQUIPMENT & MAINTENANCE					1,000	8,903	10,000	10,000
594-597-932.000	GROUNDS REPAIR & MAINT				10,720				
594-597-933.000	EQUIPMENT & MAINTENANCE				410				

Calculations as of 06/30/2022

GL NUMBER	DESCRIPTION	2017-18 ACTIVITY	2018-19 ACTIVITY	2019-20 ACTIVITY	2020-21 ACTIVITY	2021-22 AMENDED BUDGET	2021-22 THRU 06/30/22 ACTIVITY	2021-22 PROJECTED ACTIVITY	2022-23 REQUESTED BUDGET
APPROPRIATIONS									
Dept 597 - HARBOR OPERATIONS									
594-597-946.300	ENGINEERING					2,000		500	2,000
594-597-956.200	REFUNDS				1,198	1,500			1,000
594-597-963.000	BANK FEES					500			500
594-597-970.000	CAPITAL IMPROVEMENTS				852	5,000		5,000	6,000
Totals for dept 597 - HARBOR OPERATIONS					161,368	146,885	120,651	162,815	154,400
TOTAL APPROPRIATIONS									
					161,368	146,885	120,651	162,815	154,400
NET OF REVENUES/APPROPRIATIONS - FUND 594									
		0.00%	0.00%	0.00%	42,981 21.03%	(19,565) -15.37%	93,974 43.79%	(8,995) -5.85%	(9,580) -6.62%
BEGINNING FUND BALANCE						42,978	42,978	42,978	33,983
ENDING FUND BALANCE					42,981	23,413	136,952	33,983	24,403

BUDGET REPORT FOR CITY OF NEW BUFFALO  
 Fund: 703 CURRENT TAX FUND

Calculations as of 06/30/2022

GL NUMBER	DESCRIPTION	2017-18 ACTIVITY	2018-19 ACTIVITY	2019-20 ACTIVITY	2020-21 ACTIVITY	2021-22 AMENDED BUDGET	2021-22 THRU 06/30/22 ACTIVITY	2021-22 PROJECTED ACTIVITY	2022-23 REQUESTED BUDGET
ESTIMATED REVENUES									
Dept 000									
703-000-628.000	SERVICE CHARGE						25		
Totals for dept 000 -							25		
TOTAL ESTIMATED REVENUES							25		
NET OF REVENUES/APPROPRIATIONS - FUND 703							25		
		0.00%	0.00%	0.00%	0.00%	0.00%	100.00%	0.00%	0.00%
BEGINNING FUND BALANCE									
ENDING FUND BALANCE							25		

BUDGET REPORT FOR CITY OF NEW BUFFALO  
 Fund: 704 TRUST & AGENCY

Calculations as of 06/30/2022

GL NUMBER	DESCRIPTION	2017-18 ACTIVITY	2018-19 ACTIVITY	2019-20 ACTIVITY	2020-21 ACTIVITY	2021-22 AMENDED BUDGET	2021-22 THRU 06/30/22 ACTIVITY	2021-22 PROJECTED ACTIVITY	2022-23 REQUESTED BUDGET
ESTIMATED REVENUES									
Dept 000									
704-000-671.000	ESCROW						15,000		
Totals for dept 000 -							15,000		
TOTAL ESTIMATED REVENUES							15,000		
NET OF REVENUES/APPROPRIATIONS - FUND 704							15,000		
		0.00%	0.00%	0.00%	0.00%	0.00%	100.00%	0.00%	0.00%
BEGINNING FUND BALANCE									
ENDING FUND BALANCE							15,000		
ESTIMATED REVENUES - ALL FUNDS									
		7,684,485	7,932,690	7,800,557	7,716,042	8,438,860	7,743,019	8,030,130	8,162,034
APPROPRIATIONS - ALL FUNDS									
		11,539,925	7,696,618	8,143,630	6,698,813	9,132,908	5,925,453	7,492,613	9,055,911
NET OF REVENUES/APPROPRIATIONS - ALL FUNDS									
		(3,855,440)	236,072	(343,073)	1,017,229	(694,048)	1,817,566	537,517	(893,877)
		-50.17%	2.98%	-4.40%	13.18%	-8.22%	23.47%	6.69%	-10.95%
BEGINNING FUND BALANCE - ALL FUNDS									
		13,913,468	11,287,198	11,523,270	11,133,415	12,150,645	12,150,645	12,150,645	12,688,162
FUND BALANCE ADJUSTMENTS - ALL FUNDS									
		1,229,161		(46,790)					
ENDING FUND BALANCE - ALL FUNDS									
		11,287,189	11,523,270	11,133,407	12,150,644	11,456,597	13,968,211	12,688,162	11,794,285



**CITY OF NEW BUFFALO**  
**RESOLUTION 22.08**

***Adoption of the annual budget for fiscal year 2022/23***

**WHEREAS**, the City Manager of the City of New Buffalo, in accordance with the City Charter, and under the laws of the State of Michigan, has presented to the City Council recommended budgets for the fiscal year 2022/23; and

**WHEREAS**, the City Council of the City of New Buffalo has reviewed and discussed the appropriations for the various funds and departments as well as the proposed municipal expenditures and held a public hearing to receive public comment;

**NOW THEREFORE, BE IT RESOLVED**, by the City Council of the City of New Buffalo, hereby levy an ad valorem tax on all properties of 9.7631 mills for operational purposes, 0.4391 for parks and 0.2386 for roads, for the tax year 2023 and adoption of the Truth-In Taxation;

**FURTHER, BE IT RESOLVED**, by the City Council of the City of New Buffalo that it hereby adopts and approves the General Fund by Department, and all remaining funds by Fund, as presented, for the 2022/23 fiscal year and the adoption of the Truth-In Taxation Fraction for 2022/23 fiscal year only.

Dated: May 16, 2022

AYES:

NAYS:

ABSENT:

ABSTAIN:

**RESOLUTION DECLARED:**

---

Ann M. Fidler, City Clerk

**CERTIFICATE**

I hereby certify that the foregoing is a true and complete copy of a resolution offered and adopted by the City Council of the City of New Buffalo, Michigan, at a regular meeting thereof held on the 16<sup>th</sup> day of May, 2022.

---

Ann M. Fidler, City Clerk





---

**TO:** Mayor Humphrey and the New Buffalo City Council

**FROM:** Darwin Watson, City Manager

**DATE:** May 16, 2022

**RE:** City Council Meeting Procedure Rules Amendments

---

**ITEM BEFORE THE COUNCIL:**

Approval of amendments to the City Council Meeting Procedure Rules

**DISCUSSION:**

Per the City Charter, Section 3.9, the City Council is authorized to determine its own rules, as long as they conform to the requirements found in State law and the City Charter. To that end, the city passed a resolution adopting their Rules of Procedure on May 18, 2013. These same rules were amended by the City Council on May 4, 2016. The rules were compiled to assist new council members in learning how to govern and provide a with quick reference answers.

Recently, the city has been alerted that certain sections of the rules need to be revised as laws have changed since they were amended in 2016. The City Attorney and City Manager have worked together to address this issue.

**RECOMMENDATION:**

That the New Buffalo City Council approves the recommended amendments to the City Council Meeting Procedure Rules.



## CITY COUNCIL RULES OF MEETINGS PROCEDURES

Per the City Charter, Section 3.9, the City Council is authorized to determine its own rules, so long as such rules conform to the requirements found in State law and the City Charter. The following Rules of Procedure (“Rules”) are a compilation of existing rules and procedures found in the City Charter, State law, previous resolutions of the City Council, and existing practices. These rules were compiled to assist new members in learning how to govern, and to assist experienced members with quick reference answers. **These Rules of Procedure were adopted by resolution of the City Council on May 18, 2013 and amended by City Council on May 4, 2016.** These Rules supersede and replace all prior rules of procedure and the previously issued Guide to Public Participation issued by the City.

### 1. Regular Meetings

As established by the City Charter, Section 3.4, as amended, the City Council has set the third Tuesday of each month to be regular meeting date. Regular Meetings shall be at 6:30 PM, held in the Community Room at City Hall, 224 West Buffalo Street, New Buffalo, MI 49117. If the time set for the holding of a regular meeting of the Council shall be a holiday, the regular meeting shall be held at the same hour and place on the next secular day which is not a holiday. If the date, time, and/ or location are not available for a reason other than a holiday, the Calling a Special Meeting procedure in Rule 2 below shall be followed.

### 2. Calling a Special Meeting

As established by the City Charter, Section 3.5, as amended, “Special meetings of the City Council shall be called by the Clerk on the written request of the Mayor, or any two members of the Council on at least eighteen (18) hours written notice to each member of the Council, served personally or left at his [or her] usual place of residence....” All requirements of the Open Meetings Act must also be followed.

### 3. Business at Special Meetings

As established by the City Charter, Section 3.6, “No business shall be transacted at any special meeting of the Council unless the same has been stated in the notice of such meeting. However, any business which may lawfully come before a regular meeting may be transacted at a special meeting if all the members of the Council present consent thereto and all the members absent file their written consent.”

#### **4. Notification of Meetings**

Notification of meetings shall be compliant with the Open Meetings Act and Freedom of Information Act. Currently such requirements and City practices include transmitting notices via email of meetings to City Council Members, interested persons who have requested copies of such notices, posting such notices on both the interior and exterior public notice boards, and posting the meeting on the homepage of the City's official website – all at least eighteen (18) hours before the meeting.

#### **5. Meeting Attendance**

As established by the City Charter, Section 3.10, "Absence from three consecutive regular meetings shall operate to vacate the seat of a member [of the City Council] unless the absence is excused by the Council, by resolution setting forth such excuse and entered upon the journal [of Minutes.]"

#### **6. Meeting Packets**

City Council meeting packets, and agendas, shall be created by City staff, at the direction of the City Manager. Meeting packets, and agendas, for regular meetings shall be transmitted to City Council Members on the Friday before the regular meeting date. Meeting packets, and agendas, for special meetings shall be transmitted to City Council Members at least eighteen (18) hours before the meeting. Meeting packet material not available by the meeting packet transmittal deadline may only be reviewed during the regular or special meeting if consent is given by the City Council. Non-confidential meeting packet material shall be posted on the City's website at least eighteen (18) hours before the meeting.

#### **7. Agenda Preparation**

As applicable, the following agenda order shall be used to conduct regular meetings:

1. Oath of Office New Council Member (Only the first regular meeting after a Council Election)
2. Call Meeting to Order & Pledge of Allegiance
3. Roll Call
4. Approval of Agenda
5. Organizational Meeting Business (Only the first regular meeting after a Council Election)
  - a. Accept City Council Member resignations (if any)
  - b. Appoint replacement City Council Members (if needed; at the discretion of the Council)



- c. Appoint Mayor (City Clerk administers oath of office; Mayor conducts rest of meeting)
- d. Appoint Mayor Pro Tem (City Clerk administers oath of office)
- 6. Consent Agenda – Resolution to:
  - a. Approve City Council Minutes
  - b. Pay bills for the month
  - c. Receive monthly reports (e.g., Treasurer, Exempt Overtime, Police, and Water)
  - d. Receive monthly minutes (e.g., Planning Comm., ZBA, Harbor Comm., and Library Board)
  - e. Other routine business approved by unanimous consent of the City Council
- 7. Public Comment & Presentations/Recognitions
  - a. Sign-up sheet provided – Three-minute time limit enforced
- 8. Public Hearing & Subsequent Council Action
- 9. Old Business
- 10. New Business
- 11. Miscellaneous
  - a. Board Resignations
  - b. Appointments & Re-Appointments
  - c. FYI – Vacant positions
  - d. LRSB & Pokagon Fund Updates & Subsequent Council Action
  - e. Correspondence
  - f. Department Reports & City Manager Report
- 12. Council Comments
- 13. Closed Session (if applicable, and with a resolution stating reason, per Open Meetings Act)
- 14. Adjourn

## **8. Voting**

Votes shall be called by the presiding officer after a motion, a second, and an opportunity for discussion. First, the presiding officer shall call for a voice vote of City Council Members in favor of an action, with Members in support then indicating so. Then the presiding officer shall call for a voice vote of Members in opposition to such action, with Members in opposition or wishing to abstain indicating so. If any Members indicated opposition or abstention, the presiding officer would instruct the City Clerk to conduct a roll call vote, with the Mayor being roll called last. Upon each Member's name being called, each member shall indicate "yes," "no," or "abstain." Members

present who do not abstain nor indicate a vote against a proposed action shall have their vote recorded as in favor of the proposed action. As established by the City Charter, Section 3.9, "... The vote upon the passage of all ordinances and upon the adoption of all resolutions shall be taken by "Yea" and "Nay" vote and entered upon the records. No member shall vote on any question in which he is financially interested (other than the common public interest) or any question concerning his own official conduct, but on all other questions each member of the Council who shall be recorded as present shall vote on all questions decided by the Council unless excused by the unanimous consent of the other members present...."

## **9. Public Hearings**

As established by the City Charter, Section 8.4, "A public hearing on the budget shall be held before its final adoption at such time and place as the Council shall direct, and notice of such public hearing shall be published at least one week in advance by the Clerk. A copy of the proposed budget shall be on file and available to the public for inspection during the office hours at the office of the Clerk for a period of not less than one week prior to such public hearing." The City Council shall hold other public hearings in conformance with applicable laws or other germane requirements.

## **10. Parliamentary Procedure**

The City Council shall follow the most recent edition of Robert's Rules of Order for all parliamentary procedures not otherwise covered by State law, the City Charter, City Ordinances, or resolutions approved by the City Council.

## **11. Conduct of Meetings**

As established by the City Charter, Section 3.16, 'Duties of Mayor and Mayor Pro Tem,' the Mayor, or in his or her absence the Mayor Pro Tem, is the "conservator of the peace," and is responsible for suppressing "disorderly conduct." The decorum of council members shall be kept civil. Council Members shall address and treat each other with respect.

## **12. Public Participation**

(A) As established by the City Charter, Section 3.7, "All regular and special meetings of the Council shall be open to the public and rules of order of the Council shall provide that citizens shall have a reasonable opportunity to be heard." During the Public Comments period of a meeting, members of the public have a three-minute time limit. Speakers shall not reserve time, or yield, share, loan or borrow time from or to other public participants. The public shall address their comments to the City Council as a whole, as mediated by the presiding officer.

(B) Citizens or concerned members of the public shall speak only during the "Public Comment" period as designated on the meeting agenda or during "Public Hearings"



also as noted on the agenda. This is the only time that citizens or members of the public may participate during a Council meeting. The public shall not address the Council during its deliberations or voting on any matter. Council may adopt different procedures limited to a specific meeting for public participation during the meeting.

(C) Citizens or members of the public wishing to address City Council must sign in *before the start of the Council meeting*. A failure or refusal to sign in will prevent a member of the public from participation in public comment. A sign in sheet will be located in the Council Room on the back table. Using the sign in sheet to establish priority, the Mayor will call upon members of the public to speak. When citizens or members of the public are called by the Mayor, they must move to the podium located next to the Council table, wait to be acknowledged by the Mayor or other presiding officer before speaking, and use the microphone located on the podium for public comment. All citizen or public comment must be made using the microphone and directed to the Mayor or presiding officer and Council. Public comment shall not be addressed to other members of the public present at the meeting.

(D) Speakers are not to swear or use expletives or make derogatory or disparaging comments about any one person or group. Speaker comments must be civil and respectful. Comments on physical appearance, race, gender, other protected status or character unrelated to public issues or performance of duties will not be tolerated. Speakers should also be careful to avoid making comments that could subject them to civil liability, such as slander and defamation.

(E) Members of the public shall not talk over or interrupt other speakers or Councilmembers who are properly holding the floor. Members of the public are expected to respect the views of others and not interrupt or harass speakers.

(F) When in the council chambers during a meeting all electronic devices must be set on silent mode.

(G) No person, other than Council Members, the Mayor, or City Manager is permitted to enter into any discussion with the member of the public speaking at the podium.

(H) Members of the public are not permitted to make or exercise any actions of parliamentary procedure, such as objections, points of order, motions or calls for a vote.

(I) Councilmembers shall not talk over or interrupt other speakers or Councilmembers who are properly holding the floor.

(J) All communications occurring during Council meetings are potentially subject to the requirements of the Michigan Open Meetings Act. Therefore, with the exception of reasonable emergency personal communication related to safety or similar practical considerations, members of the City Council shall not engage in any form of wire communication, as defined by U.S. Code Title 18, Part I, Chapter 119, Section 2510,

during any meeting of the Council, including texting or other types of messaging or receiving or transmitting e-mail. Council members may use electronic devices (laptop, tablet etc.) to conduct research related to topics being discussed as part of the adopted agenda.

(K) Violations of the above rules will be addressed by the presiding officer of the Council meeting with immediate consequences, including, but not limited to the following:

1. One oral warning;
2. Podium or table microphone turned off;
3. Deletion of the violator's comments from the record or any re-broadcast of the meeting; subject to council approval for any deletion.
4. Loss of the violator's remaining speaking time; or
5. Expulsion of the violator from the meeting for the remainder of the meeting.

(L) In certain circumstances, disturbance of a lawful public meeting may lead to arrest and/or prosecution State law, MCL 750.170, and/or City Ordinance Section 12-33.

(M) The chief of police or his designee shall serve as the sergeant-at-arms at City Council meetings for purposes of enforcement of the rules set out above.

### **13. Minutes Preparation**

As established by the City Charter, Section 4.6, "The City Clerk shall be Clerk of the Council. He [or she] shall attend all meetings of the Council and shall keep a permanent journal in the English language of its proceedings [meeting minutes.]" In the absence of the City Clerk, the Deputy Clerk shall act as Clerk of the Council. Meeting minute preparation shall conform to the requirements of the Open Meetings Act.

### **14. Committees**

As established by the City Charter, Section 3.11, "There shall be no standing committees of the Council." The City Council may, by resolution, establish advisory ad-hoc committees, with a defined scope and purpose, and established duties and responsibilities for the committee members. All recommended actions by such ad-hoc committees shall be reported to the City Council, who may, at their discretion, adopt, revise, or not adopt such recommendations. Not more than two City Council Members shall be appointed onto a single committee, board, commission, or similar body.

### **15. Resolutions and Ordinances**

As established by the City Charter, Section 7.2, "All official action of the Council shall be by ordinance or resolution adopted by not less than three members of the Council, unless otherwise required by law. All actions of the Council which do not constitute ordinances shall be deemed to be resolutions. Action by resolution shall be limited to matters required or permitted to be so done by law or pertaining to the internal affairs or concerns of the City government. All other acts of the Council and all acts carrying a penalty for the violation thereof, shall be by ordinance. Each ordinance shall be identified by a short title and by a number, and by a code section number when the codification of the ordinances is completed." See City Charter, Chapter 7, for more requirements regarding ordinances.





---

**TO:** Mayor Humphrey and the New Buffalo City Council

**FROM:** Darwin Watson, City Manager

**DATE:** May 16, 2022

**RE:** Right-of-Way Vacation Request (New Buffalo Area Recreation Authority)

---

**ITEM BEFORE THE COUNCIL:**

Approval of the Right-of-Way Vacation Request from the New Buffalo Area Recreation Authority

**DISCUSSION:**

Currently, the City of New Buffalo has an undeveloped right-of-way exists that is to the west of the New Buffalo Area Schools' track and football stadium (between E. Detroit and E. Clay). It appears that the track abuts or potentially resides in the right-of-way.

Recently, the New Buffalo Area Recreation Authority (NBARA) discussed the existing trees in the right-of-way and the threat they posed. More specifically, the threat to persons utilizing the track or sporting events on the track.

The culmination of the discussion resulted in ultimately asking the city to vacate the right-of-way. In the interim, there were two (2) temporary solutions offered:

- Allowance of the school district to evaluate the portion of the right-of-way given to it for careful tree removal to protect the facility and its users, and
- Examining the potential of developing a connector path between the new recreational amenities being constructed by the school (along Clay Street) to the Oselka Park. Also, the feasibility of additional recreational amenities would be studied for this area.

The investigation into the recreational amenities would be undertaken by the NBARA. This would include the input of the residential property owners adjacent to the right-of-way.

**RECOMMENDATION:**

That the New Buffalo City Council approves the vacating of the undeveloped right-of-way between E. Detroit and E. Clay

# NBARA

New Buffalo Area Recreational Authority

## MEMORANDUM

**To:** City of New Buffalo

**From:** New Buffalo Area Recreational Authority

**Date:** February 14, 2022

**Re:** Request to Vacate Unimproved Right-of-Way

### Background

Currently, an undeveloped Right-of-Way exists immediately west of the New Buffalo Area Schools' track and football stadium. The existing track is either on the edge of the ROW or may extend slightly into the ROW. A survey would be necessary to determine the exact location.



### Discussion

A discussion was had about the existing trees in the undeveloped ROW and the threat they posed to the neighboring facility including the damage they cause when they fall

on the fence or the risk of one falling during an event and hitting an individual or individuals using the track.

The group discussed asking the City to vacate the subject undeveloped ROW and identified two short term opportunities if this vacation was granted. First, the School would be able to evaluate the portion of the ROW given to it for selective tree removal to protect the facility and its users. Secondly, vacation of the ROW would allow for the development of a connector path between the new recreational amenities being constructed on school property along Clay Street to the existing Oselka Park along the west side of the existing stadium. Additional recreational amenities would be studied for this area as well.

#### Recommendation

The NBARA Board of Directors unanimously passed a resolution 6-0 to request the City vacate the undeveloped ROW



---

**TO:** Mayor Humphrey and the New Buffalo City Council

**FROM:** Darwin Watson, City Manager

**DATE:** May 16, 2022

**RE:** Recreational Plan Update

---

**ITEM BEFORE THE COUNCIL:**

Approval of the 5-Year Recreational Plan Update by Abonmarche

**DISCUSSION:**

The City of New Buffalo approved an update to its 5-year Recreation Plan in August 2018 and the plan is due for an update in 2023.

The New Buffalo Area Recreation Authority (NBARA) is in the process of creating their 5-year recreation plan. At the March 2022 City Council meeting a discussion was held and the consensus was to have the city's five-year plan updated in 2022, as the NBARA's plan is being developed.

The NBARA received a proposal from Abonmarche in the amount of \$34,500 (\$11,500) for the update work to be completed.

**RECOMMENDATION:**

That the New Buffalo City Council approves the updating of the city's 5-year Recreational Plan as proposed by Abonmarche in the amount of \$11,500

# NBARA

New Buffalo Area Recreational Authority

## MEMORANDUM

**To:** City of New Buffalo  
New Buffalo Area Schools  
New Buffalo Township

**From:** New Buffalo Area Recreational Authority

**Date:** February 14, 2022

**Re:** Development of a Joint 5-Year Parks and Recreation Plan

---

### Background

Community Park, Recreation, Open Space and Greenways plans are commonly referred to as a "5-Year Recreation Plan."

To be eligible to apply for Land and Water Conservation Fund, Michigan Natural Resources Trust Fund, and Waterways grants (marina and waterfront access projects), a community must have an approved 5-Year Plan on file with the DNR by February 1 of the year they intend to apply. To be eligible for Recreation Passport Grants, a community must either have an approved 5-Year Plan on file with the DNR in MiGrants by February 1 of the year they intend to apply or submit a Capital Improvement Plan with their application.

Currently, the City of New Buffalo (City) has an active 5-Year Recreation Plan which expires in 2023 and New Buffalo Township (Township) has a Plan which ends in 2022.

### Discussion

Given the need for the Township to create a new plan during 2022 and the City to create a new plan in 2023, a discussion was had about best practices moving forward as it relates to the development of these plans for the community. A discussion was had on developing a joint 5-Year Plan to serve the needs of both entities and that would also identify school resources and the role these facilities play in community recreation while addressing priorities of the New Buffalo Recreational Authority (NBARA) into one document that reflects the needs and priorities of each partner entity.

Each of the three entities would still have control and approve the portion of the plan that relates to the parks, facilities, and priorities within their jurisdiction boundaries. Each entity would then review and approve the overall plan to be submitted to the DNR. The benefits of this approach are threefold:


1. The efficiency of creating a joint plan results in a lower cost for the participating entities as there are efficiencies created in the plan development process of doing all the plans at the same time.
2. A joint planning exercise between the partner entities and the NBARA would result in better coordination and collaboration amongst the members as it relates to the overall planning, development, and management of parks and recreational activities within the broader community.
3. Demonstrating this level of intergovernmental cooperation has two benefits. First, it will show the community's residents that the partners are employing best practices and working together to serve their needs collectively in partnership. Secondly, this level of cooperation will resonate with granting agencies when looking to secure grants for park projects whether individually or collectively as funders like to see the level of coordination and cooperation in the community.

The City of South Haven, South Haven Area Schools and South Haven Charter Township in partnership with the South Haven Recreation Authority undertook a similar approach to recreation planning in 2018 and their joint 5-Year Recreation Plan is attached to this memo for reference. The New Buffalo community's plan could take a similar approach of coordinating parks and recreation activities within the community while preserving local control of existing parks and the prioritization of projects within them. The attached document is meant only for reference, the format and content of a joint plan for the New Buffalo area would be created to reflect the environment and needs of the local community.

#### Recommendation

The NBARA Board of Directors unanimously passed a resolution 6-0 to request each partner organization jointly participate in the development of a new 5-year plan to serve the needs of all parties during 2022 to go into effect in 2023.





**NBARA**  
New Buffalo Area Recreational Authority

**PROFESSIONAL SERVICES PROPOSAL FOR  
New Buffalo Area Recreational Authority  
Five-Year Parks and Recreation Plan**

April 13, 2022

March 4, 2022

Patrick Donnelly, Parks Director  
New Buffalo Township  
17425 Red Arrow Highway  
New Buffalo, Michigan 49117

Darwin Watson, City Manager  
City of New Buffalo  
224 Buffalo Street  
New Buffalo, MI 49117

Jeff Leslie, Superintendent  
New Buffalo Area Schools  
112 East Clay Street  
New Buffalo, MI 49117

**Subject: Proposal for Professional Services  
Five-Year Parks and Recreation Plan**

Dear New Buffalo Area Recreational Authority Representatives:

Abonmarche is pleased to present this proposal to assist the New Buffalo Area Recreational Authority (NBARA) for the preparation of a Five-Year Parks and Recreation that will address priorities and needs of each member of the authority as well as for the Authority itself.

We have enjoyed working with the members on previous projects and assisted with the creation of the NBARA. Using this experience as a starting point, we look forward to the opportunity to continue our work with this engagement. As a full service professional services firm with over 40 years experience in the master planning, design, and development of park related facilities, our seasoned staff has the experience to assist the NBARA and its member agencies in crafting a plan focused on the goals of the Authority and the individual community needs of each member.

Our work on parks planning and development is recognized throughout west Michigan via other parks master plans we have completed as well as our parks projects receiving numerous awards from industry trade associations. We are recognized leaders in this field, known for creating recreational spaces that work within the natural land features while minimizing long-term maintenance time and expense. The following proposal contains our project scope and work tasks, staffing and management plan, cost proposal, and qualifications.

We look forward to working with the NBARA and each member community on this effort. If you have any questions or need additional information, please contact me at 269.252.8980 or via email at [tmcghee@abonmarche.com](mailto:tmcghee@abonmarche.com).

Sincerely,



Tom Runkle, PLA, LEED AP BD+C  
Project Manager / Senior Landscape Architect



Tony McGhee  
Vice President of Development Services





# Table of Contents

SECTION	PAGE
Firm Overview	1
Project Scope & Approach	2-5
Team Structure & Personnel	6-8
Project Schedule & Proposed Fees	9
References	10



# Firm Overview

The best professional service consultants are **visionaries**, looking years — even decades — beyond today's world to determine what physical structures and systems will be needed, and where. Visionaries help **create great places**, and great places do great things.

At Abonmarche, our reputation is built on **trust, passion, reliability, and quality**. We are committed to exceeding the specific needs of each client, which has helped us establish an outstanding portfolio of referrals. Our team works closely with our clients to understand what they need to accomplish and what they hope to achieve. We undertake every project with our client's best interests in mind and truly seek to become **partners** during the course of the project. During our proud history, we have built **long-term client relationships** by focusing on client satisfaction and providing value added services. In fact, over 80% of our work is repeat business from loyal clients even as new ones desire to partner with us.

Abonmarche's **tradition of service** dates back to 1979 when our company was first founded in Southwest Michigan to provide surveying, civil engineering, and marina development services. In 1984, we diversified, adding architecture, planning, and landscape architecture to our range of services. One of the reasons our clients choose to work with us is our **reputation as a one-stop shop** — no matter what the task, we have the resources, experience and capacity to deliver the needed services that result in impactful, sustainable projects.

As our client base and geographical service area expanded, we opened additional offices to better meet our clients' needs and carry on the tradition of service upon which the company was founded. With over **40 years of experience**, Abonmarche has become a premier provider of a wide array of professional services, providing superior customer value, and **improving communities** for a variety of private- and public-sector clients.

Whether you need a civil engineer, landscape architect, architect, planner, structural engineer, coastal engineer, GIS specialist, grant specialist or one of many other specialties, chances are Abonmarche has the staff. We have built our award-winning firm with individuals who specialize in merging artistic vision, environmental sensitivity, and sound technical skills to create unique places. **New Buffalo Township can rely on our deep bench of over 150 professionals** to ensure the goals of Township staff and residents are achieved.



Abonmarche understands that the NBARA seeks to create and adopt a new Five-Year Parks and Recreation Plan. The plan will provide a basis for acquisition, development, and management of recreation and park facilities within the service area of the NBARA as a whole as well as City and Township individually via one comprehensive planning document. Our process for completing a new Parks and Recreation Plan will include tasks organized under four (4) categories:

1. **DISCOVERY: COMMUNITY NEEDS ASSESSMENT & ANALYSIS**
2. **VISIONING: PUBLIC INPUT MEETING & VISION SETTING**
3. **FRAMEWORK: PLAN ELEMENTS**
4. **ACTION: DRAFT & FINAL PLAN**

#### **PHASE 1: DISCOVERY | COMMUNITY NEEDS ASSESSMENT & ANALYSIS**

In the Discovery Phase, Abonmarche kicks off the project with City, Township and School to collect existing demographics, market and physical conditions data, analyze that data, and begin to organize opportunities and issues to be addressed in the plan. During this phase of the project, the community outreach and engagement process is developed and begins being implemented. Key tasks in this phase include:

##### **1.1 KICK-OFF MEETING & TOUR:**

To “kick-off” the planning process, we will conduct a meeting with representation as identified by the NBARA member agencies. These representatives will work closely with Abonmarche to provide guidance on major plan decisions, and will provide local knowledge and expertise that is critical to this process to ensure the plan is authentic to NBARA overall and each individual member. This will create maximum flexibility for either the NBARA or individual member agencies to pursue projects in a manner that provides both flexibility and collaboration.

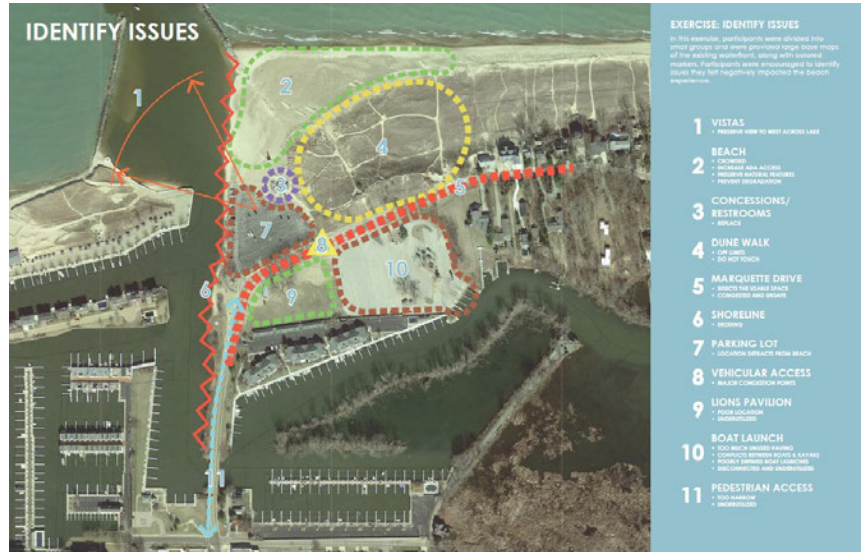




The primary focus of the kick-off meeting will be to refine the scope of work, finalize schedule, gain a clear understanding of desired outcomes, identify any additional stakeholders for the project and discuss the community engagement process including for the public events. The Abonmarche team will also work with staff to schedule a tour of the community's recreation facilities to gather first-hand knowledge from local experts about the New Buffalo area and what makes it special.

**1.2 COMMUNITY ENGAGEMENT STRATEGY**

This process is not a linear one as Stakeholder and Community engagement is involved during the entire project. The findings of the Discovery and Visioning tasks will provide valuable information to stakeholders and influence Plan development. Community Engagement is a primary focus and will be a robust component of this process. We recognize the importance of using the planning process to establish consensus-based solutions and foster a sense of both ownership in and stewardship for the Recreation Plan. Working closely with



staff and other involved parties, Abonmarche will develop a Communications and Outreach Plan. The communications effort will include both general awareness raising as well as specific promotional activities associated with all rounds of community engagement. The outreach component will focus on leveraging existing networks to maximize participation and will identify demographic, civic and geographic groups within the Township that have the potential to be underrepresented. We will work together with the NBARA and its member agencies to develop a strategy that meets the needs of the NBARA as a whole as well as each individual community within the NBARA's service area. Abonmarche has many tools in its Community Engagement tool chest that we can draw from during this process. Some of these include:

- Community Engagement & Communications Plan
- Community Survey
- Social Media Campaign
- Elected Officials Meetings
- Coordination Meetings with Staff
- Public Input Meetings
- Draft Plan Open House
- Adoption Process

Presentation Graphics increase the effectiveness of public engagements as they provide a visual representation of all the text involved in the plan. Graphics also help to get conversation started and spur responses and feedback on plan components as they help to explain recommendations and

development strategies in an easy-to-evaluate format.

### **1.3 COMMUNITY SURVEY**

Abonmarche will work with the NBARA to create a parks and recreation survey to collect first-hand input from the community regarding perceived strengths and weakness of existing recreation facilities and identify desired future improvements and/or amenities. The survey will contain overall questions related to parks and recreation activities in the broader community as well as specific items important to each member of the NBARA as The format of the survey may be online and/or a paper questionnaire, depending on what means the steering committee deems most effective.

### **1.4 CONTEXT ANALYSIS**

Collecting the right data will set the foundation for the development of a successful plan. Our approach will include identifying and reviewing work previously conducted, as well as gathering the data and information necessary to properly analyze the unique characteristics, challenges and opportunities related to completing the Recreation Plan process. This phase provides a detailed assessment of the existing conditions, influencing factors, and future potentials. This phase will be based on information provided by the Township, field reconnaissance, surveys, inventories, and analyses.

## **PHASE 2: VISIONING | PUBLIC INPUT MEETING & VISION SETTING**

Building upon the results of the Discovery Phase, the Visioning Phase will focus on the vision of the Recreation Plan and will set the basis for recommendations provided. This will include identification of key community values and developing the goals and objectives for each Plan element.

Abonmarche will conduct a Public Input Meeting to identify issues and opportunities that should be addressed in the Plan. This will involve a discussion of current conditions and needs and asking the public to respond to those elements. Additionally, a portion of the meeting will be devoted to participants working on identifying elements of the community's recreation vision for the future as well as ideas on how to get there. This will form the basis for the goals and objectives of the plan. The format of the meeting will be discussed and determined in partnership with the Township, and may include an in-person and virtual meeting, participation at an existing community event, or some combination thereof.

## **PHASE 3: FRAMEWORK | PLAN ELEMENTS**

The Framework Phase is when we will synthesize the technical analysis of the Discovery Phase with community input and results of the Visioning Phase into the plan elements and policy recommendations.

Prior to the Draft Plan, Abonmarche and the Township will meet to review results from the Discovery and Visioning Phases, develop an action plan to close the gap in terms of existing conditions within the existing parks system as well as address any amenities currently not available to residents. The project team will create an action plan that includes:

- Needed upgrades to existing facilities
- Potential locations for future recreation facilities, programs, and trails
- An analysis of parks and recreation facilities maintenance and operations
- Evaluate funding opportunities including grants

**PHASE 4: ACTION | DRAFT & FINAL PLAN**

During the Action Phase, we will develop the draft Five-Year Recreation Plan. The Plan is presented at a public meeting for the community's review. After any final amendments, Abonmarche will facilitate the Recreation Plan adoption process.

**4.1 DRAFT PLAN**

Based on the previous steps in the planning process, preliminary recommendations will be prepared, including design plans, color renderings and opinion of cost for potential future improvements. We will also explore funding opportunities based on potential projects identified during the planning process. Abonmarche will compile information related to funding sources, including general eligibility criteria, an overview of the funding process, examples of funded projects, and contact information for accessing funding.

Abonmarche will provide the draft Plan to the Township and will meet to review and coordinate details related to a Community Open House. After edits and changes are made as a result of Township review, the draft plan will be shared with the public at the Community Open House.



**4.2 COMMUNITY OPEN HOUSE**

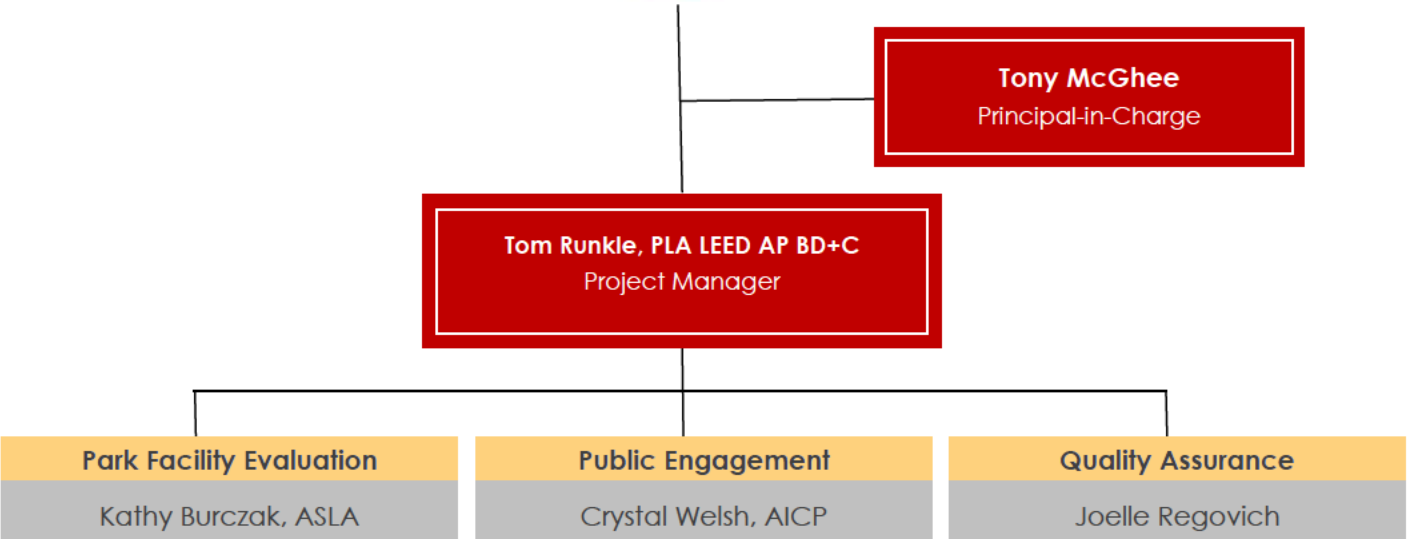
This open house is an opportunity for residents to review and comment on the draft Plan prior to submission for approval.

**4.3 FINAL PLAN**

Based on feedback from the Community Open House, any final changes will be incorporated before the plan starts the adoption process. After the adoption hearing, we will make minor revisions, and will produce the final Five-Year Recreation Plan. We will provide two (2) hard copies of the final Plan, an interactive PDF for online viewing, and an executive summary presentation. Final deliverables will be provided in both hard-copy and PDF file formats.

The Five-Year Recreation Plan will meet the Michigan Department of Natural Resources guidelines for the development of community parks and recreation plans. It will include a summary of the process taken to create the report, as well as charts, graphs, maps and other data as needed to support the plan and its presentation to the appropriate audiences. We intend for the Plan to be very graphical in nature so that it is easy to understand, follow, and implement.





**Tony McGhee**

Title: Vice President of Development Services

Role: Principal-in-Charge



Chances are Tony has been sitting in the same seat you are today. Tony joined Abonmarche after almost two (2) decades managing and consulting on developments for municipal and non-governmental organizations having hired hundreds of engineers and architects. This experience uniquely positions him to understand the needs and expectations of our clients and gives him the foresight to anticipate project needs from a client perspective. Tony is a community and economic development professional with a track record of supporting sustainable development in communities via the utilization of real estate development and planning strategies throughout the country with experience in housing development, facility development, economic development, regulatory compliance, community development, and project management.

**Tom Runkle, PLA LEED AP BD+C**

Title: Landscape Architect

Role: Project Manager



Tom has over 18 years of experience in landscape architecture as a designer, project manager, and construction administrator. He has worked with public and private clientele in the commercial real estate development, education, multifamily residential, parks and recreation, healthcare, senior living, municipal, and transportation industries. Tom approaches projects holistically; balancing client needs, creative design solutions, budgets, and constructability with each respective project solution. Tom has worked on several projects in the Harbor Country area and is very familiar with the community and its residents.

**Kathy Burczak, ASLA**

Title: Senior Landscape Architect

Role: Park Facility Evaluation



Kathy has been with Abonmarche since 1993 and has built a strong relationship with her clients. She has worked on a wide array of design projects including master planning, waterfront, streetscape and landscape design. Her area of expertise has been in park and recreational design, trail systems, pedestrian accessibility, connectivity, playground, and recreational facilities design. Kathy believes that the public input process is a valuable tool in the success of her designs. She is dedicated personally and professionally to creating healthy and beautiful spaces that serve the public and the environment.



**Crystal Welsh, AICP**

Title: Senior Urban Planner

Role: Public Engagement



Crystal is a Certified Professional Planner with more than 22 years of experience planning and developing communities. Her involvement in both private sector and municipal government planning has led to her skill in working with neighborhood associations, residents, local businesses, and public sector staff to successfully complete projects. A key focus of her work is facilitating quality development through planning and interaction with developers and the public. Utilizing her experience in the public sector, Crystal manages the planning submittal and local approval process for residential and commercial developments. Additionally, she leads and manages planning efforts drawing on her expertise and passion for community planning and placemaking.

**Joelle Regovich**

Title: Grant Administrator

Role: Quality Assurance



Joelle performs work related to grant seeking, grant writing, and grant administration. She actively researches and identifies relevant grant opportunities that support client projects. Working in collaboration with the client, Joelle prepares information necessary to write a compelling grant. Upon grant award, she oversees grant compliance throughout the project. Joelle understands the impact that grants can have on communities and works diligently and tirelessly to secure funding opportunities that facilitate client needs into realities.



**Schedule**

The proposed schedule assumes a June 1st start date with the project scheduled to be completed by September 30, 2022.

	DISCOVERY	VISIONING	FRAMEWORK	ACTION
KEY ACTIVITIES	<ul style="list-style-type: none"> <li>Kick-Off Meeting</li> <li>Community Engagement Strategy</li> <li>Context Analysis/ Park Inventory</li> </ul>	<ul style="list-style-type: none"> <li>Public Input Meeting</li> <li>Stakeholder Goal Setting</li> </ul>	<ul style="list-style-type: none"> <li>Development of Plan Objectives</li> <li>Stakeholder Prioritization</li> <li>City Review Meeting</li> </ul>	<ul style="list-style-type: none"> <li>Implementation Strategy</li> <li>Draft Plan</li> <li>Community Open House</li> <li>Adoption Meeting</li> <li>Final Plan</li> </ul>
DELIVERABLES	<ul style="list-style-type: none"> <li>Community Survey</li> <li>Communications &amp; Engagement Plan</li> <li>Written Summary of Context Analysis</li> </ul>	<ul style="list-style-type: none"> <li>Presentation Graphics</li> <li>Community Input Meeting Facilitation</li> </ul>	<ul style="list-style-type: none"> <li>Summary of Key Plan Elements and Objectives</li> <li>Summary of Workshop Input</li> <li>Summary of</li> </ul>	<ul style="list-style-type: none"> <li>Implementation Recommendations</li> <li>Draft Plan Document</li> <li>Presentation Graphics</li> <li>Community Open House Facilitation</li> <li>Final Plan Document</li> </ul>
TIME	4 WEEKS	3 WEEKS	3 WEEKS	6 WEEKS

**Proposed Fees**

The proposed cost to complete the plan is \$34,500. If each partner took 1/3 of the cost, the cost to each entity would be \$11,500. This would result in one comprehensive plan for each community with specific sections for each partner within the plan allowing for a blending of individual member autonomy while coordinating overall activities.

# References



City of New Buffalo  
Contact: Darwin Watson, City Manager  
e: [dwatson@cityofnewbuffalo.org](mailto:dwatson@cityofnewbuffalo.org)  
p: 269.469.1500 ext. 114



City of Watervliet  
Contact: Tyler Dotson, City Manager  
e: [citymanager@watervliet.org](mailto:citymanager@watervliet.org)  
p: 269.463.6769



Berrien County  
Contact: Brian Dissette, County Administrator  
(former South Haven City Manager)  
e: [bdissette@berriencounty.org](mailto:bdissette@berriencounty.org)  
p: 269.983.7111 Ext. 8601



---

**TO:** Mayor Humphrey and the New Buffalo City Council

**FROM:** Darwin Watson, City Manager

**DATE:** May 16, 2022

**RE:** Information Technology Services – City of South Haven

---

**ITEM BEFORE THE COUNCIL:**

Approval of contracting with the City of South Haven for Information Technology services

**DISCUSSION:**

Information Technology (IT) is essential to the everyday operation of government. It is what drives the daily operations on all levels of government. It is utilized in capital planning, accounting, payroll, inventory management, as well as many other areas. If something happened to the IT infrastructure, government would come to a fast and grinding halt.

The City has retained the services of various consultants to ensure the security and reliability of the IT infrastructure. Although the reliability has been improved over the years, further enhancements are needed to improve security, efficiency and recovery in the event of a disaster.

Recently, the city contacted the City of South Haven for IT support. While the cost is a bit more than our current provider, the level of service will be far superior. The proposal allows for not more than 16 hours, weekly, onsite; however, the city would realize increased efficiencies. Also, we will be able to leverage some of their hardware assets to keep us from having to house multiple servers. The plan is to have their (South Haven) data backed up to our servers and our data on theirs. This will eliminate the need to maintain two server banks here as we do currently.

**RECOMMENDATION:**

That the New Buffalo City Council approves contracting with the City of South Haven for Information Technology services.

## INFORMATION TECHNOLOGY SERVICES INTERLOCAL AGREEMENT

This Information Technology Services Agreement (the "Agreement") is made as of \_\_\_\_\_ 2022, by and between the City of South Haven, a Michigan municipal corporation, whose address is 539 Phoenix Street, South Haven, MI 4909 (the "CSH"), and the City of New Buffalo, a Michigan municipal corporation whose address is 224 West Buffalo Street, New Buffalo, MI 49117 (the "CNB").

### RECITALS

- A. CNB has requested to contract with CSH as an independent contractor to provide technical direction and support for their municipal buildings and staff in accordance with the terms and conditions of the Agreement which is the purpose of this Agreement.
- B. The Michigan Constitution of 1963, Article 7, §28 and the Urban Cooperation Act of 1967, being MCL 124.501 et seq. of the Michigan Compiled Laws (the "Cooperation Act"), permit a Public Agency to exercise jointly with any other Public Agency any power, privilege or authority which such Public Agencies share in common and which each might exercise separately.
- C. The parties wish to state the specific terms and conditions of the relationship between the parties.

### TERMS AND CONDITIONS

In exchange for the consideration referred to in and by this Agreement, the parties agree as follows:

- 1. CSH Services. CSH, through its information and technology department, shall provide the following services to CNB:
  - a. Help Desk Services – CSH will provide IT helpdesk services for CNB between the hours of 8am and 5pm, Monday - Friday, excluding holidays. Emails and calls to the helpdesk will be triaged by CSH staff and responded to in order based on all tickets in helpdesk. Occasionally the helpdesk may be unavailable for short periods of time due to project assignments or lack of staffing. CSH shall give reasonable notice to CNB of any periods in time where CSH shall be unable to provide on-site or virtual technicians. CSH shall also give reasonable notice of staffing issues (due to illness, vacation, absence, etc.) that would render CSH unable to provide access to technicians to CNB. This notice shall indicate when the period of unavailability shall begin and end. Both parties agree there are emergency situations, but reasonable efforts shall be made to keep CNB informed of any unavailability of service.
  - b. Network Management – CSH will manage all switches and firewalls for CNB.
  - c. Server Management – CSH will manage all physical and virtual servers for CNB. To include installation and updates of Windows server operating systems.
  - d. Workstation Management – CSH will support the installation and maintenance of desktops and laptops. To include installation and updates of Windows operating systems.



- e. Remote Support – CSH will provide remote support utilizing Beyond Trust (Bomgar) and/or a FIPS 140-2 compliant site-to-site VPN will be established.
  - f. Onsite Support – CSH will provide onsite support as deemed necessary by CSH staff. Not to exceed two days per week on average Monday – Friday. CSH agrees that, in the event of a service call that requires hours beyond the agreed-upon hours in the Agreement (as determined by CSH), CSH shall make technicians reasonably available to CNB at no further cost. This extension of service shall be on-site or virtual, as CSH sees fit.
2. CNB Responsibilities and Acknowledgements. CNB acknowledges and agrees that:
- a. CSH staff will have exclusive administrator privileges, with respect to the computers and accounts services pursuant to this agreement. CNB users shall not modify such computers or accounts without permission of the CSH Director of Information Technology or his or her designee.
  - b. CNB shall be responsible for the costs associated with the renewal of licenses and renewal of CNB specific software. Prior to any update or renewal, CNB shall notify CSH of the necessity to update or renew. CSH shall either process the update/renewal or grant CNB privileges to update/renew the software.
  - c. CNB shall contact the support desk for vendor supported applications prior to calling CSH helpdesk.
  - d. CNB will provide licensing for VMware Essentials level or greater to within one major version.
  - e. CNB shall be responsible for managing licenses and keeping maintenance agreements of all hardware and software up to date, i.e. physical servers, switches, firewalls, antivirus, Veeam, Microsoft Office, etc.
  - f. CNB shall adhere to a server and file backup schedule and strive to achieve a 3-2-1 backup strategy.
  - g. CNB agrees to work with CSH in establishing a replacement schedule for all physical hardware.
3. Independent Contractor. At all times during the performance of any services under this Agreement, the CSH (defined for purposes of this Agreement to include the City of South Haven’s officers, employees, consultants, contractors and agents) shall be acting and discharging its duties and responsibilities as an independent contractor.
4. Schedule. This Agreement specifies the services to be performed by the CSH. Except as otherwise expressly provided, the CSH is free to determine and arrange the time and manner of performance of such services within the overall schedules established by the CSH Director of Information Technology.

5. Supplies and Equipment. The CSH, at its sole expense, shall provide all equipment and supplies necessary to perform its duties and responsibilities under this Agreement.
6. Compensation. CNB shall pay the CSH \$3,541.67 per month beginning \_\_\_\_\_, 2022 and through June 30th, 2022. At the beginning of subsequent fiscal years beginning July 1, 2022, CNB fee shall be increased at a rate of 3% per fiscal year.

The parties agree to reevaluate the fee in each successive 5-year period thereafter and the fee shall be adjusted to an agreed upon amount.

7. Term and Termination.
  - a. This Agreement shall commence on the date first stated above.
  - b. This Agreement shall terminate on June 30, 2027
  - c. This Agreement may be terminated early by the CSH or the CNB upon 90 days written notice. Upon early termination, The CSH shall reimburse CNB a prorated portion of the annual fee.
8. Interpretation. This is the entire agreement between the parties as to its subject matter. This Agreement may not be modified except in writing signed by the parties. Its interpretation shall not be affected by any course of dealing. The captions are for convenience and form no part of the Agreement, but the recitals are an integral part of this Agreement. This Agreement shall be construed as if it were mutually drafted.
9. Indemnification. To the extent permitted by law, the CNB shall indemnify the CSH (defined for purposes of this paragraph to include City of South Haven elected officials and employees) and hold the CSH harmless, from and demand, claim, judgment, award, legal processing, or loss of any kind arising from or pursuant to the Agreement, except where caused by negligence or wrongdoing of the CSH. The requirements of this paragraph shall survive the expiration or termination of the Agreement for a period of 3 years.
10. Governing Law. To the extent permitted by law, jurisdiction and venue pertaining to any action arising from or pursuant to this Agreement shall be with the state courts in Van Buren County, Michigan.
11. Notice. Any notices shall be made in writing to the addresses first written above or such other addresses as indicated by notice and shall be made by personal delivery or by postage prepaid United States first-class mail and shall be deemed completed when actually received or, if by first-class mail, three business days after mailing.
12. Miscellaneous. There shall be no separate legal entity created by this Agreement. Each party shall function as the employer of personnel and staff to their respective local unit of government employees. There is anticipated to be no revenues derived from the services that will be allocated and any such will be retained by CSH. Full compensation to CSH shall be provided by the compensation as provided in Section 6 above.

The parties have signed this Agreement as of the date first above written.

CITY OF SOUTH HAVEN

CITY OF NEW BUFFALO

By: \_\_\_\_\_  
Kate Hosier, City Manager

By: \_\_\_\_\_  
Darwin Watson, City Manager





---

**TO:** Mayor Humphrey and the New Buffalo City Council

**FROM:** Darwin Watson, City Manager

**DATE:** May 16, 2022

**RE:** Leasing of Properties from New Buffalo Development Partners, LLC

---

**ITEM BEFORE THE COUNCIL:**

Approval of the leasing of properties from New Buffalo Development Partners, LLC (11-62-0340-0149-03-3; 11-62-0340-0145-00-3; 11-62-0340-0042-02-6; and 11-62-0340-0030-01-0)

**DISCUSSION:**

Last year, the city leased several properties from New Buffalo Development Partners, LLC. These lots were leased, short term, to the city to allow for the City to address parking and lack of public open space on North Whittaker. The lots were leased at no cost to the city. The city would need to change existing parking on E. Mechanic Street to 3 HR parking.

The proposed uses are as follows:

1. **Parcel 1 (Pocket Park)**
2. **Parcel 2 (Pay Parking Lot)**
3. **Parcel 3 (Parking Lot for Downtown Employees)**
4. **Parcel 4 (Park/Event Space)**

This will create an estimated 45 newly paid parking spaces in the downtown area (Parcel 2). Additionally, there may be an opportunity to garner revenue from additional vendors (Parcels 3 & 4).

**RECOMMENDATION:**

That the New Buffalo City Council approve entering into lease agreements with New Buffalo Development Partners, LLC for properties 11-62-0340-0149-03-3; 11-62-0340-0145-00-3; 11-62-0340-0042-02-6; and 11-62-0340-0030-01-0.







## PARKING LOT LEASE AGREEMENT

This Parking Lot Lease Agreement (this "Lease") is made as of the [REDACTED] day of May, 2022, between New Buffalo Development Partners, LLC, a Michigan limited liability company, with an address of 3940 N. Ravenswood Ave., Chicago, IL 60613 ("Landlord"), and the City of New Buffalo, a Michigan municipal corporation, with offices at 224 W. Buffalo Street, New Buffalo, MI 49117 (the "Tenant").

### TERMS AND CONDITIONS

In exchange for the consideration in and referred to by this Lease, the parties agree as follows:

1. Premises. Landlord, for the consideration of ten dollars (\$10.00), the receipt and sufficiency of which is acknowledged, leases unto the Tenant, and the Tenant rents and leases from Landlord, according to the terms and provisions herein, the real estate commonly known as Tax Parcel I.D. Nos. 11-62-0340-0030-01-0, 11-62-0340-0145-01-1, and 11-62-0340-0145-00-3, together with all improvements located thereon (the "Premises").
2. Term. This Lease shall commence on the date first stated above and shall run until December 31, 2022 (the "Term"), unless terminated earlier in accordance with this Agreement.
3. Improvements. Tenant may, at its discretion, undertake the following Improvements at its sole cost and expense:
  - A. Relocating the gate on the lot known as Tax Parcel I.D. No. 11-62-0340-0030-01-0.
  - B. Installing signage in a manner consistent with Section 4.B below.
  - C. Installing parking bumpers, access gates, or other easily removable improvements customary within a parking lot.
  - D. Grading and leveling land within the lots known as Tax Parcel I.D. Nos. 11-62-0340-0145-01-1 and 11-62-0340-0145-00-3.
  - E. Relocating the privacy fence on the lots known as Tax Parcel I.D. Nos. 11-62-0340-0145-01-1 and 11-62-0340-0145-00-3.

Any other Improvements Tenant wishes to undertake shall require Landlord's prior written consent.

4. Use of Premises
  - A. Tenant shall use the Premises, or any portions thereof, as a parking lot (the "Intended Use") and for no other purposes without Landlord's prior consent. Tenant may charge fees for parking on an hourly, daily, seasonal, or other basis, at Tenant's discretion. Tenant shall ensure the Intended Use (including activities conducted on the Premises by the general public thereon) complies with all applicable federal, state and municipal law.
  - B. Tenant shall be permitted to post and display up to 8 directional signs and up to 4 signs indicating that the Premises is a parking lot. Such signs shall comply with the placement and dimensional regulations of the City of New Buffalo zoning ordinance pertaining to freestanding signs.
  - C. Tenant, at Tenant's sole cost and expense, shall maintain the Premises in clean, safe, and orderly condition and shall repair any damage to the Premises caused by Tenant, Tenant's Intended Use, or the general public.
  - D. Parking of camping trailers and semi-trailers is prohibited on the Premises.
5. Possession and Surrender. Upon expiration of this Lease, the Landlord shall take possession of the Premises. At expiration, Tenant shall have the option, at its sole cost and expense, of either a) removing any Improvements installed by the Tenant pursuant to subparagraphs 3.B, and 3.C above ; or b) surrendering those specified Improvements to Landlord and erecting and securing fencing around the Premise sufficient

to keep out the general public. If Tenant elects option (b), Landlord shall be responsible for maintaining the fencing following installation.

6. Utilities. If utilities are needed, Tenant shall open accounts with utility providers in its own name and shall pay all charges incurred.

7. Assignment and Subletting. Tenant shall not assign or sublet the Premises without the prior written consent of the Landlord, which may be granted or withheld in Landlord's sole and absolute discretion.

8. Real Estate Taxes. Landlord shall pay and discharge any ad valorem real property taxes and assessments which may be levied against all the Premises which become due and payable during the term of this Lease prior to the same becoming subject to interest or penalties.

9. Indemnification and Insurance. To the fullest extent permissible by law, Tenant shall indemnify and defend Landlord and save it harmless from any claims, actions, damages, liability and expense in connection with the loss of life, personal injury and/or damage to property arising out of the use of the Premises by Tenant, the general public, or Tenant's invitees (including any contractors, employees, or other agents of Tenant and those parking in the parking lot offered by the City) during the term of the Lease. At its own expense, Tenant shall provide, prior to the commencement of the term of this Lease and keep in force during the term of this Lease, comprehensive general liability coverage protecting against any liability for injury to persons and/or property and death of any persons occurring on or about the Premises. The coverage shall be written by a responsible municipal self-insurance association satisfactory to Landlord, and shall protect Landlord for liability assumed under a covered contract. The limits of liability under such coverage shall not be less than \$10,000,000 single limit combined coverage. The documentation showing the coverage shall be similar to that which might be received under a commercial insurance policy showing the single limit combined coverage amount that insures the City of New Buffalo and adding the Landlord as an insured covered party with regard to the City's involvement in this Lease. The self-insurance association shall provide a binder or certificate type document reflecting that coverage, naming the Landlord as an insured party, and the insurance association's agreement not to remove the coverage unless and until the Landlord has been given 30 days advance notice of the termination. Tenant shall furnish Landlord with evidence of such protection indicating that the protection is in effect and providing that Landlord shall be notified in writing at least thirty 30 days prior to cancellation of or reduction in coverage. In the event the Tenant receives notice that the insurance protection is being terminated prior to the end of the Lease term the Tenant shall promptly put in place, as of the date of termination of the insurance coverage or sooner, equal alternative insurance coverage for the Landlord as provided for under the language stated above.

10. Tenant Default. Upon default by the City, Landlord shall have all the remedies available under Michigan law. If any legal action or other proceeding is brought by Landlord for any breach of this Lease, Landlord shall be entitled to recover its reasonable attorneys' fees and other costs incurred in bringing such action or proceeding, in addition to any other relief to which Landlord may be entitled. The waiver by Landlord of any breach by Tenant of any term, covenant, obligation or condition herein contained shall not be deemed to be a waiver of any subsequent breach of the same or a waiver of any other term, covenant, obligation or condition herein contained. No covenant, term, obligation or condition of this Lease shall be deemed to have been waived by Landlord, unless such waiver is in a notice to Tenant executed by Landlord.

11. Quiet Enjoyment. Landlord covenants that so long as no default has occurred and is continuing, Tenant may peacefully and quietly hold and enjoy the Premises for the Term without interference by Landlord or any person claiming by, through or under Landlord.

12. Termination upon Sale of Premises. Landlord may terminate this Agreement upon not less than seven (7) days' written notice to Tenant when the Premises are sold to a new owner.

13. Miscellaneous.

- a. Any notice, demand, or communication required, permitted, or desired to be given under this Lease shall be deemed effectively given when personally delivered (which may include delivery by FedEx, UPS or other courier) to those addresses first provided above. The parties may, by written notice, designate any further or different address to which subsequent notices, demands, or communications may be given.
- b. The headings in this Lease are for reference purposes only and shall not affect its interpretation.
- c. This Lease is the entire agreement between the parties regarding its subject matter. It supersedes and replaces all previous or contemporaneous, express or implied, written or oral statements, covenants, representations or agreements. This Lease may not be amended except in writing signed by the parties following an approving resolution adopted by the City Council.
- d. No party shall be entitled to benefits other than those specified herein. No other party is intended to be a beneficiary of this Agreement.
- e. This Lease was made in Berrien County, Michigan. The jurisdiction and venue for any action brought pursuant to or to enforce this Lease shall be solely in the state courts in Berrien County, Michigan. The prevailing party in any such action shall, in addition to any other remedies, be entitled to recover any costs and fees incurred to investigate, bring, maintain or defend any such action from its first accrual or first notice thereof through all appellate and collection proceedings.
- f. This Lease may be executed in counterparts and any document, amendment, approval, information, notice, certificate, request, statement, disclosure, or authorization related to or including this Lease (each a "Communication") may be in the form of an Electronic Record and may be executed using Electronic Signatures (including, without limitation a facsimile or an e-mail of a PDF file containing a copy of the signature page of the person executing such Communication ) and shall be considered an original signature of such person and effective as an execution counterpart thereof. For purposes hereof, "Electronic Record" and "Electronic Signature" shall have the meanings assigned to them, respectively, by 15 U.S.C. § 7006 of the U.S. Electronic Signatures in Global and National Commerce Act, and shall also constitute an original signature and effective as an execution counterpart thereof under the Act and the Michigan Uniform Electronic Transactions Act.

The parties have signed this Lease as of the date first written above.

**CITY OF NEW BUFFALO**

**NEW BUFFALO DEVELOPMENT PARTNERS, LLC**

By: \_\_\_\_\_  
John Humphrey, Mayor

By: \_\_\_\_\_  
Victor Ciardelli, III, Manager

By: \_\_\_\_\_  
Ann M. Fidler, City Clerk

Date signed: \_\_\_\_\_, 2022

Date signed: \_\_\_\_\_, 2022

## POCKET PARK LEASE AGREEMENT

This Pocket Park Lease Agreement (this “Lease”) is made as of the [REDACTED] day of May, 2022, between New Buffalo Development Partners, LLC, a Michigan limited liability company, with an address of 3940 N. Ravenswood Ave., Chicago, IL 60613 (“Landlord”), and the City of New Buffalo, a Michigan municipal corporation, with offices at 224 W. Buffalo Street, New Buffalo, MI 49117 (the “Tenant”).

### TERMS AND CONDITIONS

In exchange for the consideration in and referred to by this Lease, the parties agree as follows:

1. Premises. Landlord, for the consideration of ten dollars (\$10.00), the receipt and sufficiency of which is acknowledged, leases unto the Tenant, and the Tenant rents and leases from Landlord, according to the terms and provisions herein, the real estate commonly known as Tax Parcel I.D. No. 11-62-0340-0042-02-6.
2. Term. This Lease shall commence on the date first stated above and shall run until December 31, 2022 (the “Term”), unless terminated earlier in accordance with this Agreement.
3. Improvements. Tenant may, at its discretion, undertake the following Improvements at its sole cost and expense:
  - A. Installing easily removable picnic tables.
  - B. Installing easily removable trashcans.

Any other Improvements Tenant wishes to undertake shall require Landlord’s prior written consent.

#### 4. Use of Premises

- A. Tenant shall use the Premises, or any portions thereof, as a “pocket park” and picnic area open to the general public (the “Intended Use”) and for no other purposes without Landlord’s prior consent. Tenant shall ensure the Intended Use (including activities conducted on the Premises by the general public thereon) complies with all applicable federal, state and municipal law
  - B. Tenant shall be permitted to post and display up to 2 signs identifying the use of the Premises. Such signs shall comply with the placement and dimensional regulations of the City of New Buffalo zoning ordinance pertaining to freestanding signs.
  - C. Tenant, at Tenant’s sole cost and expense, shall maintain the Premises in clean, safe, and orderly condition and shall repair any damage to the Premises caused by Tenant, Tenant’s Intended Use, or the general public.
  - D. This lease shall not be construed as the perpetual dedication of the Premises as a park. Rather, the parties anticipate the Premises will cease to be used for park purposes upon the expiration of this lease.
5. Possession and Surrender. Upon expiration of this Lease, the Landlord shall take possession of the Premises. At expiration, Tenant shall have the option, at its sole cost and expense, of either a) removing any Improvements installed by the Tenant (including any signage) and returning the Premises to their original condition; or b) surrendering the Improvements to Landlord and erect and secure fencing around the Premise sufficient to keep out the general public. If Tenant elects option (b), Landlord shall be responsible for maintaining the fencing following installation.
6. Utilities. If utilities are needed, Tenant shall open accounts with utility providers in its own name and shall pay all charges incurred.
7. Assignment and Subletting. Tenant shall not assign or sublet the Premises without the prior written consent of the Landlord, which may be granted or withheld in Landlord’s sole and absolute discretion.

8. Real Estate Taxes. Landlord shall pay and discharge any ad valorem real property taxes and assessments which may be levied against all the Premises which become due and payable during the term of this Lease prior to the same becoming subject to interest or penalties.

9. Indemnification and Insurance. To the fullest extent permissible by law, Tenant shall indemnify and defend Landlord and save it harmless from any claims, actions, damages, liability and expense in connection with the loss of life, personal injury and/or damage to property arising out of the use of the Premises by Tenant, the general public, or Tenant's invitees (including any contractors, employees, or other agents of Tenant) during the term of the Lease. At its own expense, Tenant shall provide, prior to the commencement of the term of this Lease and keep in force during the term of this Lease, comprehensive general liability coverage protecting against any liability for injury to persons and/or property and death of any persons occurring on or about the Premises. The coverage shall be written by a responsible municipal self-insurance association satisfactory to Landlord, and shall protect Landlord for liability assumed under a covered contract. The limits of liability under such coverage shall not be less than \$10,000,000 single limit combined coverage. The documentation showing the coverage shall be similar to that which might be received under a commercial insurance policy showing the single limit combined coverage amount that insures the City of New Buffalo and adding the Landlord as an insured covered party with regard to the City's involvement in this Lease. The self-insurance association shall provide a binder or certificate type document reflecting that coverage, naming the Landlord as an insured party, and the insurance association's agreement not to remove the coverage unless and until the Landlord has been given 30 days advance notice of the termination. Tenant shall furnish Landlord with evidence of such protection indicating that the protection is in effect and providing that Landlord shall be notified in writing at least thirty 30 days prior to cancellation of or reduction in coverage. In the event the Tenant receives notice that the insurance protection is being terminated prior to the end of the Lease term the Tenant shall promptly put in place, as of the date of termination of the insurance coverage or sooner, equal alternative insurance coverage for the Landlord as provided for under the language stated above.

10. Tenant Default. Upon default by the City, Landlord shall have all the remedies available under Michigan law. If any legal action or other proceeding is brought by Landlord for any breach of this Lease, Landlord shall be entitled to recover its reasonable attorneys' fees and other costs incurred in bringing such action or proceeding, in addition to any other relief to which Landlord may be entitled. The waiver by Landlord of any breach by Tenant of any term, covenant, obligation or condition herein contained shall not be deemed to be a waiver of any subsequent breach of the same or a waiver of any other term, covenant, obligation or condition herein contained. No covenant, term, obligation or condition of this Lease shall be deemed to have been waived by Landlord, unless such waiver is in a notice to Tenant executed by Landlord.

11. Quiet Enjoyment. Landlord covenants that so long as no default has occurred and is continuing, Tenant may peacefully and quietly hold and enjoy the Premises for the Term without interference by Landlord or any person claiming by, through or under Landlord.

12. Termination upon Sale of Premises. Landlord may terminate this Agreement upon not less than seven (7) days' written notice to Tenant when the Premises are sold to a new owner.

13. Miscellaneous.

a. Any notice, demand, or communication required, permitted, or desired to be given under this Lease shall be deemed effectively given when personally delivered (which may include delivery by FedEx, UPS or other courier) to those addresses first provided above. The parties may, by written notice, designate any further or different address to which subsequent notices, demands, or communications may be given.

b. The headings in this Lease are for reference purposes only and shall not affect its interpretation.

c. This Lease is the entire agreement between the parties regarding its subject matter. It supersedes and replaces all previous or contemporaneous, express or implied, written or oral statements, covenants,



representations or agreements. This Lease may not be amended except in writing signed by the parties following an approving resolution adopted by the City Council.

d. No party shall be entitled to benefits other than those specified herein. No other party is intended to be a beneficiary of this Agreement.

e. This Lease was made in Berrien County, Michigan. The jurisdiction and venue for any action brought pursuant to or to enforce this Lease shall be solely in the state courts in Berrien County, Michigan. The prevailing party in any such action shall, in addition to any other remedies, be entitled to recover any costs and fees incurred to investigate, bring, maintain or defend any such action from its first accrual or first notice thereof through all appellate and collection proceedings.

f. This Lease may be executed in counterparts and any document, amendment, approval, information, notice, certificate, request, statement, disclosure, or authorization related to or including this Lease (each a "Communication") may be in the form of an Electronic Record and may be executed using Electronic Signatures (including, without limitation a facsimile or an e-mail of a PDF file containing a copy of the signature page of the person executing such Communication ) and shall be considered an original signature of such person and effective as an execution counterpart thereof. For purposes hereof, "Electronic Record" and "Electronic Signature" shall have the meanings assigned to them, respectively, by 15 U.S.C. § 7006 of the U.S. Electronic Signatures in Global and National Commerce Act, and shall also constitute an original signature and effective as an execution counterpart thereof under the Act and the Michigan Uniform Electronic Transactions Act.

The parties have signed this Lease as of the date first written above.

**CITY OF NEW BUFFALO**

**NEW BUFFALO DEVELOPMENT PARTNERS, LLC**

By: \_\_\_\_\_  
John Humphrey, Mayor

By: \_\_\_\_\_  
Victor Ciardelli, III, Manager

By: \_\_\_\_\_  
Ann M. Fidler, City Clerk

Date signed: \_\_\_\_\_, 2022

Date signed: \_\_\_\_\_, 2022



---

**TO:** Mayor Humphrey and the New Buffalo City Council

**FROM:** Darwin Watson, City Manager

**DATE:** May 16, 2022

**RE:** Department of Public Works Fencing

---

**ITEM BEFORE THE COUNCIL:**

Approval of the installation of gate at the Public Works building by Fence Masters

**DISCUSSION:**

Recently, there have been some issues that have occurred at the Public Works building. In an effort to curb the activities, staff sought quotes from fence companies to install a gate. A quote was received from Fence Masters in the amount of \$6,642.12.

**RECOMMENDATION:**

That the New Buffalo City Council approve the construction of a gate at the Public Works building in the amount of \$6,642.12.



7526 Jericho Rd. Stevensville, MI 49127  
269-209-9307

Proposal submitted to:  
City of New Buffalo  
204 Jefferson St.  
New Buffalo, MI 49117

Work to be performed at:  
204 Jefferson St.  
New Buffalo, MI 49117

We hereby propose to furnish the materials and perform the labor necessary for the completion of:

Install (1) 24' wide x 6' tall SPS40 right opening cantilever gate with full fabric to include:

Install (3) 4" x SPS40 gate posts in cement

Install (4) nylon cantilever rollers w covers

**Fence Masters, LLC** is fully insured, and our workers are covered by Worker's Compensation Insurance

**SALES AGREEMENT:** Fence Masters agrees to guarantee the above fence to be free from defects in material and workmanship for one year

**Wood fence warranty does not include warping, chipping, shrinkage, or cracking which are the natural properties of wood.** Upon default in payment, all material will remain the property of Fence Masters, along with the right to access and removal granted to Fence Masters. Fence Masters will assume the responsibility for having public underground utilities located and marked. Unforeseen buried objects (examples: foundations, rocks, buried demolition) that result in additional labor and/or equipment costs will be brought to the owner's attention and charged accordingly. Fence Masters will assume no responsibility for any unmarked buried lines, sprinkler lines, or septic systems.

**PROPERTY LINES, AND ZONING REQUIREMENTS ARE THE FULL RESPONSIBILITY OF THE BUYER.**

Payments due as follows:

Total: \$ 6642.12

Submitted by: Larry Martin Date: 4-18-22

Accepted by: \_\_\_\_\_ Date: \_\_\_\_\_

This quote valid for only 5 days.

To accept the proposal please sign a copy of it and send it along with the down payment to our office.

Make check payable to: Fence Masters.



---

**TO:** Mayor Humphrey and the New Buffalo City Council

**FROM:** Darwin Watson, City Manager

**DATE:** May 16, 2022

**RE:** Mayhew Sediment Basin Award

---

**ITEM BEFORE THE COUNCIL:**

Approval of the awarding of the Mayhew Sediment Basin Construction to Payjay, Inc.

**DISCUSSION:**

In the Fall of 2020, the City received notification from the Michigan Department of Environment, Great Lakes and Energy ("EGLE") identifying a potential violation of the Natural Resources & Environmental Protection Act ("NREPA"). Moreover, it identified that the City had potential culpability in the matter and directed the City to investigate its storm sewer system. After the investigation, it was confirmed that the City's storm system was contributing to the environmental matter.

The city issued a Request for Proposal for the construction of a sediment basin to remedy the matter. The city received two (2) bids that were opened on April 26, 2022. The bids were from Oselka Constructors Co., LLC and Payjay, Inc., with Payjay submitting the low bid of \$164,450.

**RECOMMENDATION:**

That the New Buffalo City Council approve awarding the contract for the Mayhew Sediment Basin to Payjay, Inc in the amount of the \$164,450.

DATE: May 2, 2022

TO: City of New Buffalo  
Darwin Watson, City Manager  
[dwatson@cityofnewbuffalo.org](mailto:dwatson@cityofnewbuffalo.org)

FROM: Mike Morphey, PE, Abonmarche  
Martin Rivas, Abonmarche

RE: **City of New Buffalo – Mayhew Right-of-Way Sediment Basin Project  
Bid Recommendation for Award letter**

Dear Mr. Watson:

For the Mayhew ROW Sediment Basin project, a Bid Opening was held at New Buffalo City Hall on April 26, 2022. Bids were opened at 3:30pm (ET) and two (2) complete bids were received from the following contractors:

- Oselka Constructors Co. LLC.
- Pajay, Inc.

As received during the Bid Opening, bids from Oselka and Pajay included a Bid Bond and acknowledged and signed Addendum numbers 1, 2, and 3. Abonmarche has previous work experience with both bidders, and we believe they are both generally qualified and capable of the work required for the scope of the project.

A summary of the attached bid tabulation is provided below.

**BID TABULATION SUMMARY:**

**BASE BID**

Prepared By:	Total Amount
Pajay, Inc.	<b>\$164,450.00</b>
Oselka Constructors Co. LLC.	<b>\$241,137.50</b>

**BID RECOMMENDATION:**

Abonmarche believes Oselka and Pajay to be generally qualified and their bids to be properly prepared and complete. Pajay is the low bidder, but both bids appear to be unusually high. The higher costs are likely attributable to higher gas prices nationwide and higher material costs.

Upon review of all bids, Abonmarche recommends awarding the project to **Pajay, Inc.** for a total contract amount of **\$164,450.00**. The award shall be subject to confirming Pajay, Inc.'s bid is consistent with the requirements of the Coronavirus Local Fiscal Recovery Fund (CLFRF).

Let us know if you'd like to discuss any further details before selecting a bid. Please feel free to contact us at our office if you have any questions or comments.

Sincerely,  
ABONMARCHE CONSULTANTS, INC.



Michael Morphey, PE, LEED AP  
Sr. Project Manager/Waterfront Group Director



Martin Rivas  
Coastal Engineer

cc: Tony McGhee, Abonmarche  
Joelle, Regovich, Abonmarche  
Kate Vyskocil, City of New Buffalo

Attachments: 5/2/2022 NB Sediment Basin - Bid Tabulation



Project Name: City of New Buffalo - Mayhew St. Right-of-Way Sediment Basin  
Project Number: 21-0069  
Checked by: MR/MM  
Date: May 2, 2022

## NB Mayhew ROW Sediment Basin Project - Bid Tabulation

Bid Form Table				Engineer's Opinion of Probable Cost		BIDS FROM GENERAL CONTRACTORS			
						Oselka Constructors Co. LLC. <sup>(1)</sup>		Pajay, Inc. <sup>(1)</sup>	
Item No.	Description	Estimated Quantity	Unit	Unit Price	Extended Price	Unit Price	Extended Price	Unit Price	Extended Price
<b>General</b>									
1	Mobilization, Max.	1	LSUM	\$5,000.00	\$5,000.00	\$10,000.00	\$10,000.00	\$10,000.00	\$10,000.00
2	General Conditions	1	LSUM	\$5,000.00	\$5,000.00	\$25,000.00	\$25,000.00	\$5,000.00	\$5,000.00
3	Traffic Control, Max.	1	LSUM	\$1,000.00	\$1,000.00	\$10,000.00	\$10,000.00	\$2,500.00	\$2,500.00
4	SESC Measures	1	LSUM	\$1,500.00	\$1,500.00	\$9,500.00	\$9,500.00	\$2,500.00	\$2,500.00
5	Access Reconstruction	1	LSUM	\$2,500.00	\$2,500.00	\$7,500.00	\$7,500.00	\$2,500.00	\$2,500.00
6	Clearing	0.13	Acre	\$10,000.00	\$1,336.09	\$20,000.00	\$2,600.00	\$69,000.00	\$8,970.00
7	Excavation, Earth	195	Cyd	\$7.00	\$1,365.00	\$160.00	\$31,200.00	\$410.00	\$79,950.00
8	Tree, Rem, 6 inch to 18 inch, TBD	2	Ea	\$750.00	\$1,500.00	\$1,600.00	\$3,200.00	\$1,000.00	\$2,000.00
9	Geotextile Fabric, 16 Oz.	310	Syd	\$9.00	\$2,790.00	\$25.00	\$7,750.00	\$5.00	\$1,550.00
10	Rip-Rap, Plain, LM	120	Cyd	\$225.00	\$27,000.00	\$200.00	\$24,000.00	\$125.00	\$15,000.00
11	Fence, Chain Link, 72 Inch	245	Ft	\$50.00	\$12,250.00	\$60.00	\$14,700.00	\$79.00	\$19,355.00
12	Fence Gate, 8 Foot for 72 Inch Chain Link Fence	2	Ea	\$500.00	\$1,000.00	\$800.00	\$1,600.00	\$750.00	\$1,500.00
13	Plantings, Cardno Wetland Edge Mix	725	SFT	\$5.00	\$3,625.00	\$1.50	\$1,087.50	\$5.00	\$3,625.00
14	Project De-Watering	1	LSUM	\$10,000.00	\$10,000.00	\$93,000.00	\$93,000.00	\$10,000.00	\$10,000.00
				<b>SUBTOTAL</b>	<b>\$75,866.09</b>				
Construction Contingency				15%	<b>\$11,379.91</b>				
				<b>TOTAL</b>	<b>\$87,246.00</b>	<b>BASE BID TOTAL</b>	<b>\$241,137.50</b>	<b>BASE BID TOTAL</b>	<b>\$164,450.00</b>

**NOTE(S):**

(1) Contractor's Bid as received during the Bid Opening included a Bid Bond. Contractor also acknowledged/signed Addendum numbers 1, 2, and 3.





---

**TO:** Mayor Humphrey and the New Buffalo City Council

**FROM:** Darwin Watson, City Manager

**DATE:** May 16, 2022

**RE:** 360 Risk Management Consulting Agreement

---

**ITEM BEFORE THE COUNCIL:**

Approval of entering a 3-month trial Consulting Agreement with 360 Risk Management for Human Resource and Risk Management Services

**DISCUSSION:**

Risk management is the process of identifying, assessing and controlling threats to an organization's capital and earnings. These risks stem from a variety of sources including financial uncertainties, legal liabilities, technology issues, strategic management errors, accidents and natural disasters.

Effective risk management in today's environment requires far more than just securing an insurance policy for your organization. It is important that you have an extension of your management team that can deliver timely, cohesive guidance on insurance (specifically risk management), human resources and legal matters.

For most municipalities, risk management is usually not addressed in a proactive, but more so a reactive, manner. The municipal environment of today presents an assortment of ever evolving threats that are beyond fire and theft. Municipalities are faced with cybercrimes (computer hacking, ransomware and social engineering fraud) that could potentially result in multi-million dollar exposures generally not covered by a government's traditional insurance. More importantly, it is imperative that municipalities use professional assistance (insurance professionals, attorneys and claims experts) to streamline their risk management program, which saves time and money.

A successful risk management program helps an organization consider the full range of risks it faces. Risk management also examines the relationship between risks and the cascading impact they could have on an organization's strategic goals.

**RECOMMENDATION:**

That the New Buffalo City Council approves entering into a 3-month trial Consulting Agreement with 360 Risk Management for Human Resource and Risk Management Services in the amount of \$6,270.



January 19, 2022

Mr. Darwin Watson  
City of New Buffalo, Michigan  
224 West Buffalo Street  
New Buffalo, MI 49117

Re: *Commercial Insurance, Risk Management and Employment/HR Consulting Services*

Dear Mr. Watson:

This letter is intended to provide 360 Risk Management's ("360") proposal for insurance, risk management and employment/HR consulting services for the City of New Buffalo.

Our consulting services will include the following:

**Insurance Consulting Services Included**

- Reviewing insurance policies of the City to identify gaps.
- Reviewing and drafting insurance requirements provisions with subcontractors of the City.
- Attending meetings with insurance agents and brokers.
- Make recommendations on insurance proposals and policies.
- Involvement with claims issues on property and casualty insurance policies.
- Review certificates of insurance

### **Risk Management Consulting Services Included**

- Review all third-party contracts with private and public entities, including the multi-jurisdictional entities past and future, including indemnity agreements and insurance requirements.
- Review policies and procedures for all City Departments and Committees.
- Attend Safety Committee Meetings.
- Inspect all City locations and review values and any leases.
- Review past claims and committee minutes.
- Review certificates of insurance.
- Review driver and vehicle maintenance program.
- Review claims reporting and investigation.
- Review and recommend applicable training programs.
- Provide consulting regarding claims, litigation, and new projects.

### **Employment/HR Consulting Services Included**

#### **A. Scope of Employment/HR Consulting Services**

- The administration of its workplace employment policies including vacation, medical leaves, FMLA, absentee control, etc.
- The application of federal and state laws relating to human resource compliance.
- The establishment of document retention policies and procedures for HR and personnel files.
- The review of personnel file procedures as respects ADA and other medical filing issues.
- Hiring and termination legal issues such as protected classifications, workers' compensation retaliation issues, contract issues (other than collective bargaining).

- The application of the Fair Labor Standards Act (FLSA) to overtime procedures and compliance.
- WARN Act procedures and compliance, where applicable.
- OSHA audit consulting and coordination.
- Department of labor / EEOC audit consulting and coordination.
- Document review and drafting –
  - (a) Employment Applications
  - (b) Employee Handbooks
  - (c) Conditional Offers of Employment
  - (d) New Hire Reporting Form Procedures
  - (e) Background Check / Drug Testing Authorizations
  - (f) Federal I-9 Reporting Form and Procedures
  - (g) ADA and FMLA Policies and Procedures
  - (h) Document Retention Policies Relative to HR Matters
  - (i) Workers Compensation Form 100 Reporting Procedures
  - (j) COBRA consulting (but not drafting or sending notices)
  - (k) Job Descriptions
  - (l) Performance Review and Improvement Plan Documents

B. EEOC/Michigan Department of Civil Rights Claims/Unemployment Contested Hearings and Department of Labor Audits

- 360 HRS will review claims and documents and advise the City with respect to administrative agency claims, specifically EEOC, Michigan Department of Civil Rights, Unemployment Contested Hearing and Department of Labor audits. 360 will assist and advise in the preparation of responses to the extent it is permissible by the City's Employment Practices Liability Insurance carrier.

C. Background Checks

- 360 will coordinate criminal background checks for new hire candidates of employment. This will include contracting with a reputable background check provider at 360's discretion. 360 will cover the cost of fifteen (15) background checks annually. Any background checks over the fifteen background checks provided will be charged to the City at cost.

## **Specifically Not Included**

Although only the services designated on the scope of work are included, we think it is important to specifically refer to services which are not part of this engagement:

- Public Employment Relations Act, National Labor Relations Act and other labor matters, including collective bargaining negotiations, union filings, representation at grievance and arbitration hearings, and Unfair Labor Practice charge responses and representation. (Review and advice provided)
- Representation of employees in any capacity.
- Representation in any administrative agency hearing or response, including but not limited to EEOC/Michigan Department of Civil Rights, MERC, Unemployment Agency and Department of Labor.
- Representation in any litigation, including but not limited to, answering any Complaint, requesting any extension of time to file responsive pleadings, or otherwise.
- Filing litigation or administrative actions against insurance companies or agents or other third parties.
- Tax consulting or compliance.
- Pension, profit sharing or retirement funding, fiduciary obligations or compliance.
- Occupational Services Health Administration (OSHA) audits or safety consulting.
- Reporting of any claims to any insurance company (all claims must be reported to your respective insurance agency(ies)).
- COBRA, ADA or I-9 form completion or filing.
- Affordable Care Act (ACA) compliance or filing.
- Employee benefits review or consulting.
- Loss control services.
- Fire protection or other contractor services.
- Accounting services.
- Real or personal property appraisal services.

- Representation in court on business or other matters.
- Third party adjuster or other adjusting services.
- Serving as an expert witness in any litigation or other matter.

This firm will use its best efforts in performing the services included in this retention agreement, however, 360 does not expressly or impliedly guarantee any specific coverage or protection for the City. 360 reserves the right to refuse requested services which are deemed unreasonable, excessive or requested with improper motive.

### **Nondisclosure**

360 Risk Management agrees to keep confidential and not to disclose to any third-party information about any account which it is engaged to work on through a scope of work, whether for an existing client or a prospect.

### **Mode of Delivering Services.**

The majority of the services will be provided remotely by 360, but 360 agrees to direct meetings at the client site as reasonably necessary.

### **Legal Services**

360 is not a law firm and in accordance with applicable law, to the extent any legal services are necessary to effectuate the terms of those provided, the law firm of Hale & Hirn, PLC may provide those services under a separate written retention with Client.

### **Term**

This Agreement has a no-cancellation policy for the first three (3) months, meaning that the client may not cancel the contract for a period of three months from the effective date. Upon the payment by the client of \$6,270 or the three-month time period elapsing, the client may cancel this contract by providing thirty (30) days advance written notice to 360. This provision does not restrict 360's ability to cancel this agreement at any time during the term by providing thirty (30) days written advance notice to the client.

### **Compensation**

Our fee for the above services will be a flat fee of \$2,090 per month (\$25,080 annual). Invoices are payable within fifteen (15) days of receipt of the invoice.

**Validity of Proposal.**

This proposal is valid for thirty (30) days from the date presented unless otherwise agreed by the parties.

AGREED TO:

---

On behalf of the City of New Buffalo

---

Date

Very truly yours,

/ss





---

**TO:** Mayor Humphrey and the New Buffalo City Council

**FROM:** Darwin Watson, City Manager

**DATE:** May 16, 2022

**RE:** License Agreement – Service 1 Marine, LLC

---

**ITEM BEFORE THE COUNCIL:**

Approval of entering into a License Agreement with Service 1 Marine, LLC

**DISCUSSION:**

The city staff desires a mechanism to streamline the processes for the launching of boats by commercial enterprises, specifically Service 1 Marine, LLC.

Service 1 typically launches 150 boats each spring and fall and submits a check every time. The city is working on setting definitive dates of opening and closing. A license agreement would allow them to launch and remove boats during the “off season”. The desire is to charge a flat fee (paid twice during the season) for the use of the **boat ramp facilities only**. Use of the transient marina by Service 1 would be charged at \$20 per boat.

**RECOMMENDATION:**

That the New Buffalo City Council approve entering into a license agreement with Service 1 Marine, LLC for the use of the boat launch and transient marina.

## LICENSE AGREEMENT FOR COMMERCIAL USE OF CITY FACILITIES

This Agreement is made as of \_\_\_\_\_, 2022, between the City of New Buffalo, a Michigan home rule city with an address of 224 West Buffalo Street, New Buffalo, MI 49117 (the "City"); and Service 1 Marine, Inc., a Michigan corporation, the principal business address of which is 915 W. Michigan Street, New Buffalo, MI 49117 (the "Licensee").

### RECITALS

A. The City wishes to grant Licensee a non-exclusive license to use the City's boat launch and transient marina facilities (the "Licensed Areas") to conduct commercial activities, subject to the terms and conditions of this Agreement.

### TERMS AND CONDITIONS

In exchange for the consideration in and referred to by this Agreement, the parties agree as follows:

1. **License.** The City grants to Licensee the following the following licenses, which shall be in effect between April 1 and November 1 (the "Licensed Period") during the term of this Agreement.

a. A non-exclusive license to use the City's boat launch during the period between April 1 and November 1 to launch and remove boats from the water as part of Licensee's business operations, and for no other purpose. The parties estimate that Licensee will launch approximately 150 boats during this time period.

b. A non-exclusive license to use the City's transient marina facilities to stage boats as part of the Licensee's business operations.

2. **Term and Termination.** This Agreement shall expire on December 31, 2022, unless extended by mutual written agreement of the parties. This Agreement may be terminated by either party for breach pursuant to Section 8 below.

3. **License Fees.** In addition to its other obligations under this Agreement, Licensee shall pay to the City licenses fees as follows:

a. Simultaneously with the signing of this lease, and on or before March 1 in any renewal term, Service 1 shall pay an initial installment of \$7,500 for seasonal use of the boat launch.

b. On or before September 1, the Licensee shall pay to the City a second installment of \$7,500 for seasonal use of the boat launch.

c. Licensee shall pay the City \$20 per boat per day staging at the transient marina. Payment shall be made to the City's Harbormaster on or before the day the staging occurs.

4. **Property Rights.** This Agreement does not grant or convey to Licensee any rights, title, or interest in the Licensed Areas.

5. **Rights and Responsibilities.** The Licensee shall have the following rights and responsibilities:

a. **Property Maintenance.** Licensee shall be responsible for restoring the Licensed Areas to the state in which they were in prior to each use.

b. **Hours of Operation.** Licensee may operate at the boat launch anytime during the Licensed Period at any time between 7:00 a.m. and 9:00 p.m., even when the boat launch is not open to members of the general public. Licensee may operate at the transient marina only during the regular business hours of that facility, and only if there are slips available. Licensee must contact the Harbormaster prior to staging any boat in order to ensure availability, and shall obtain permission from the Harbormaster before staging any boat overnight.

c. **Quality of Service.** Licensee, by continuous personal supervision, shall provide for the establishment, operation and maintenance of the business so as to make available quality services for the public.

**d. Taxes.** Licensee shall pay any federal, state and local taxes, assessments, or fees which are or which may become legally chargeable to the business operated under the terms of this License.

**6. Insurance.** Licensee shall carry General Liability Insurance as required by the City liability insurance carrier in the amount of \$1,000,000.00 and list the City (defined for purposes of this section to include the City's officers and employees) as an additional insured and certificate holder. Licensee shall provide the City a copy of a certificate of insurance showing the insurance to be fully in effect and stating that the insurance may not be terminated or modified without providing the City at least 30 days prior to written notice. Upon request, Licensee shall provide the City a copy of the complete policy, including all endorsements. The policy shall provide coverage for all occurrences during the term of this Agreement.

**7. Indemnification.** Licensee shall hold the City (defined for purposes of this section to include the City's officers and employees) harmless from, indemnify it for and defend it (with legal counsel reasonably acceptable to the City) against any demands, claims, or causes of action arising from the negligent acts or wrongdoing of Licensee or Licensee's members, employees, or agents in the operation of the Licensed Use.

**8. Compliance with Laws.** Licensee shall operate in accordance with generally accepted operating practices and maintain compliance with applicable laws, rules, regulations, ordinances, orders, permits, and licenses required by any governmental agency of competent jurisdiction. In addition, Licensee shall obtain and maintain all required permits, licenses, and other approvals.

**9. Breach and Remedy.**

**a. Written notice.** If a party fails to comply with any of the terms and conditions of this Agreement, a written notice of failure to comply, stating the specific breach shall be delivered to the allegedly breaching party. The recipient of any such written notice shall have 10 days to take any corrective actions required to cure the breach so as to be in compliance with this license. In the event it is impossible to remedy the breach within 10 days due to inclement weather, fire or other act of God, the recipient of a written notice shall be given a reasonable time to comply with the terms and conditions of this license. During the 10-day cure period the notice recipient shall inform the notice sending party in writing of the actions taken to remedy the breach. If the breach is not corrected within the 10-day cure period, the non-breaching party shall have the right to terminate this Agreement.

**b. Suspension.** In addition or in the alternative to the remedies in subsection (a), the City Manager may, upon a reasonable belief that a breach of this Agreement has occurred and has not been corrected after 24 hour's written notice, suspend or partially suspend the license granted by this Agreement, effective immediately.

**c. Perform the notice-recipient's obligations.** In addition or in the alternative to terminating this Agreement, if the notice-recipient fails to take reasonable steps to remedy the breach within 10 days of receiving notice of the same, the notice-sending party may perform the notice-recipient's obligations so as to remedy the breach and recover from the notice recipient all of the costs, including, without limitation, costs paid to those providing services or materials and its own wages if performing the work itself.

**d. Prevailing Party.** To the extent not prohibited by law, the prevailing party in any action brought pursuant to or to enforce any provision of this Agreement shall, in addition to any other remedies, be entitled to recover its actual costs, including, without limitation, its actual reasonable attorney fees, filing fees, expert fees, and other expenses incurred to bring, maintain, or defend any such action from its first accrual or first notice thereof through any appellate and collection proceedings. A party is a prevailing party if it improves its position from any offer made by the other party prior to filing the lawsuit. This provision shall not alter or affect any remedies under applicable court rules governing sanctions for rejected offers of judgment or case evaluation awards.

**10. Assignment Prohibited.** Licensee may not assign this Agreement or its rights, privileges, duties, or obligations without the City's prior written approval, which shall not be unreasonably denied.

**11. Interpretation.** This is the entire agreement between the parties as to its subject matter. This

Agreement shall supersede and void any existing lease or other agreement between the parties. This agreement may not be modified except in writing signed by the Parties (in the case of the City, such modification shall require City Council approval). Its interpretation shall not be affected by any course of dealing. The captions are for convenience and form no part of this Agreement, but the recitals are an integral part of this Agreement. This Agreement shall be construed as if it were mutually drafted.

**12. Miscellaneous.**

**a. Addresses.** Any notices shall be made in writing to the addresses first written above or such other addresses as indicated by notice and shall be made by personal delivery or by postage prepaid United States first-class mail and shall be deemed completed when actually received or, if by first-class mail, three business days after mailing.

**b. Waiver.** The waiver of or failure to enforce any part of this Agreement shall not prevent its subsequent enforcement. To be effective any waiver must be in writing signed by the waiving party.

**13. Binding Effect.** This Agreement shall be binding upon the parties to this Agreement as well as their successors, heirs, executors, administrators, personal representatives, and permitted assigns.

The Parties have signed this Agreement as of the date first above written.

CITY OF NEW BUFFALO

LICENSEE

By: \_\_\_\_\_  
John Humphrey, Mayor

By: \_\_\_\_\_

By: \_\_\_\_\_  
Anne M. Fidler, Clerk

Its: \_\_\_\_\_

## Darwin Watson

---

**From:** Parks  
**Sent:** Friday, April 8, 2022 10:48 AM  
**To:** Nick Curcio; Darwin Watson  
**Subject:** RE: Boat ramp opening and closing dates

Nick,

This contract would be between the City and Service 1 Marina for the purposes of utilizing the city's boat ramp. Service 1 typically launches 150 boats each spring and fall. They usually bring a check in every time, but now we are working on have set dates that we are open. A contract would allow them to still launch and remove boats even if we are not open. I would like to charge them \$15,000 for the season. \$7,500 to be paid by March 1<sup>st</sup> and the balance of \$7,500 to be paid on September 1<sup>st</sup>. This dollar amount will only allow them use of the boat ramp facilities.

They also utilize our transient marina for staging boats. I would like this to be a separate charge for them of \$20 per boat per day. I think we also need to state that failure to follow the rules may result in them not being able to use our facilities. Some of the items that should be addressed in the marina portion are: they need to call before staging boats to ensure we have open slips, payment is due when they stage the boat, if they need to stage longer than 1 day arrangements should be made with the marina manager, power and water WILL NOT be available during staging.

Please let me know if you need more information or if this enough to begin to draft a contract. I can be reached directly at [REDACTED] if you need to discuss this matter further.

Thank you,

**Kristen D'Amico**  
Park Director  
City of New Buffalo  
269-469-1500



**From:** [Nick Curcio](#)  
**Sent:** Friday, April 8, 2022 9:58 AM  
**To:** [Darwin Watson](#); [Parks](#)  
**Subject:** Re: Boat ramp opening and closing dates

Kristen,

I'll need some more details about what exactly the contractor will be doing. Was there are a previous contract in place for this service? I don't believe I've ever worked on one.

I have in the past prepared a marina management contract for another municipality. I imagine this is far more comprehensive than what you need, but it might be helpful for you to go through the list of services in section 2.1(d) and let me know which (if any) of those services are applicable.



Nick Curcio, Attorney  
616.430.2201  
www.curciofirm.com

---

**From:** Darwin Watson <dwatson@cityofnewbuffalo.org>  
**Date:** Thursday, April 7, 2022 at 10:57 AM  
**To:** Parks <parks@cityofnewbuffalo.org>  
**Cc:** Nick Curcio <ncurcio@curciofirm.com>  
**Subject:** RE: Boat ramp opening and closing dates

Kristen,

That works for the official dates for opening and closing of the boat launch.

I would ask that you work with City Attorney Curcio to draft an agreement for Service 1.

Thanks

**From:** Parks <parks@cityofnewbuffalo.org>  
**Sent:** Thursday, April 7, 2022 9:19 AM  
**To:** Darwin Watson <dwatson@cityofnewbuffalo.org>  
**Subject:** Boat ramp opening and closing dates

Darwin,

Per our conversation on April 6 2022, we discussed opening and closing dates for the boat ramp. I spoke with Jack , and we both believe April 1 – November 1 would be safe dates. Docks would be pushed in April 1 and pulled on November 1. Unless those days fall on a weekend then we could de before or after the dates.

The one item that would need to be addressed to utilize these dates is Service 1 (Bob Stratton). Jack and I have talked about this and , he normally puts in 150 boats in Spring and pulls the same in fall. I am proposing a service contract with him for half in spring and balance in fall. I am asking for \$7,500 paid by March 1 and the balance of \$7,500 paid by September 1. We have gone through our records and he averages 150 boats in and 150 out at a cost of \$50 each.

I believe these changes would make it easier for everyone.

Thank you,

**Kristen D'Amico**  
Park Director  
City of New Buffalo  
269-469-1500