



Oakwood's Annual Scarecrow Contest

The Department of Leisure Services is pleased to sponsor Oakwood's Annual Scarecrow Contest. Brush off the cobwebs and use your creativity and imagination to create a scarecrow to decorate the community for the fall season. Your entry can be a traditional scarecrow or you can let your imagination run wild to create a whimsical, funny, artistic creation, *but nothing too scary please!*

Entries will be judged on originality, creativity, detail, color, appearance and imagination.

Registration Deadline:

All entry forms must be received by Thursday, October 10, 2019 by 9:00 P.M. at the Oakwood Community Center, 105 Patterson Road.








Judging Date:

Judging of the Scarecrows will take place Sunday, October 13th at 3:30 P.M. All entries must be in place by 3:00 P.M. Prizes will be awarded to First, Second and Third Place plus the Mayor's Award.

Location:

Scarecrows will be placed by a light post on Shafor Boulevard, other boulevards and areas around the City. Each entrant will be given an entry location after entry forms are received.

Entry Conditions and Rules:

-  **This contest is open to Oakwood residents only.** An entry form must be filled out and returned to the OCC at 105 Patterson Road by Thursday, October 10th by 9:00 P.M. All scarecrows must be named.
-  The Scarecrow Contest is open to scout troops, school and church groups, organizations, businesses, families and individuals **from Oakwood.**
-  Only one entry per group or individual. A group is considered two or more people working together.
-  **No advertising, political or religious statements or offensive or distasteful entries will be permitted.** Please remember the design of the scarecrow will be viewed by children as well as adults and must be in good taste.
-  Entries shall not exceed eight (8) feet in height or eight (8) feet in width. It may be free standing, staked or attached to the light post. No props will be provided.
-  Scarecrows must be built to withstand weather conditions, including wind and rain.
-  Participants are responsible for setting up their own displays. They may be attached with rope, twine or tie wraps.





No perishable goods may be used in the construction of the scarecrow unless replaced on a regular basis while scarecrow is on display.



All scarecrows must be named. A sign will be furnished by the Department of Leisure Services for each entry and will be posted at each assigned location on Sunday, October 14th.



One (1) bale of straw and two (2) bundles cornstalks are available, if needed. Please mark area on entry form if you want those supplies.



The City reserves the right to remove any scarecrow that does not meet the above standards. The City will not be responsible for loss or damages that might occur to the scarecrows on display. The City reserves the right to photograph the entries for publicity/promotional purposes. All photos become the property of the Department of Leisure Services.

Installation and Removal of Scarecrow:

Set-up

Official entrants are responsible for the installation of their scarecrow on Sunday, October 13th between the hours of 9:00 A.M. until 3:00 P.M. Scarecrows will remain on display until Saturday, October 26, 2019.

Take-Down

All scarecrows must be removed on Sunday, October 27, 2019. Any entries left after that day, will be removed beginning Monday, October 29th and will become the property of the City of Oakwood.

Thank you for being
a part of this wonderful
community event!!





**CITY OF OAKWOOD
DEPARTMENT OF LEISURE SERVICES
2019 SCARECROW ENTRY FORM**

Name of Group: _____

Name of Submitter: _____

Address: _____

Email Address: _____

Telephone Number – Day: _____ Evening: _____

Name of Scarecrow: _____

Description of Scarecrow: _____



I/We will need straw cornstalks for our scarecrows.

I /We would like to pick up our hay/cornstalks have our hay/cornstalks delivered to site
Date: _____ the day of the build

I/We hereby agree to follow the rules of the 2019 Scarecrow contest as outlined. I/We also hereby release and hold harmless the City of Oakwood and its employees from any and all claims for loss, damage or injury incurred by scarecrow participants. I/We will also be responsible for its removal as outlined.. Photographs of all entries become the property of the City of Oakwood’s Department of Leisure Services. Photographs may be used in various publications, community calendar, public presentations, advertising, publicity and promotion relating thereto.

Signature: _____

Parent/Guardian: _____
(must be signed if participant is a minor)

FOR OFFICE USE ONLY

LOCATION ASSIGNED: _____



OAKWOOD'S SCARECROW ROW

Over the centuries, scarecrows have been constructed using toys, tools, plastic bags, containers, clothes and uniforms, trees and leaves and broken bits of just about anything. You can use your imagination to create a beautiful (or scary!) work of art. There is no right or wrong way to build a scarecrow. Just remember to have fun while you are doing it! After that, your imagination is your limit.

Planning is key...get your idea then build from there. You will need a sturdy frame to construct the body, stuffing for the body and clothes or other materials for the covering. You can also use chicken wire to create a more "sophisticated" shape or design. Don't forget about props...anything you can place around your creation enhances its appearance.

Remember the elements! Your scarecrow will be out in the elements for a few weeks so you need to plan accordingly. Think about how to attach pieces at angles to suggest arm, leg and elbow movement, but don't let those angles be an invitation to the wind! Newspaper can be great stuffing...but it may not survive an Oakwood fall! Consider other options...straw, plastic bags, old clothing, etc.

The following is an example of a basic scarecrow frame.

3 stakes-1 about 6 feet long, 1 about 3 feet long and 1 about 1 foot long
twine, nails or screws.

