

**MONTHLY**

**REPORT**



**CITY OF PALMVIEW**  
TEXAS



**FEB / MARCH / 2025**

**1**

# DEPARTMENTS

**3. City Manager**

**14. City Secretary**

**16. Finance**

**19. Fire**

**23. HR**

**26. Library**

**31. Municipal Court**

**33. Parks**

**34. Planning & Zoning**

**43. Police**

**49. Public Works**

**51. Palmview Municipal Development District**







## CITY MANAGER

### MARCH 27, 2025 STORM RESPONSE

**March 27, 2025** – The Rio Grande Valley was hit by a heavy storm on March 27 that flooded many areas in Palmview. Staff responded to the usual areas where rain water continues to flood roadways and neighborhoods. Spring Glen was one of the most affected along with our Municipal Park.

At the onset of the storm, Palmview was under a tornado warning and all staff was instructed to shelter indoors. At 4 p.m., we shifted all storm calls to the EOC Hotline to alleviate the calls to the City's main phone number. At the same time, the Public Works staff converted into response mode and began 12 hour shifts in order to begin pumping operations in areas where flooding was reported. Some of those areas include La Homa, Jimenez, Jaime Circle, Riverside, South Green Rd & Bus. 83, Foshee, Villarama, Tierra Linda, Esperanza, Ricardo, Breyfogle, 19<sup>th</sup>, 20<sup>th</sup>, 21<sup>st</sup>, and 22<sup>nd</sup>.

Meantime, Police and Fire began assessing reports of sink holes and responding to calls for help while the Fire Department Swift Water Rescue Team responded to a call for mutual aid in Sullivan City where residents had to be rescued by boat. The Palmview team rescued eight people on Mesquite Street there.



# MARCH 27, 2025 STORM RESPONSE



**March 28, 2025** - Our City emergency response continued through the night into Friday and Public Works worked tirelessly to pump standing water from the most affected areas. By mid day, there was a substantial difference in the neighborhoods. Our Municipal Park however was a different story. The water could not be pumped out since the adjacent ditch was overflowing as seen below.





# MARCH 27, 2025 STORM RESPONSE



South La Homa



JJ Drive



Jimenez

**March 28, 2025** – Late Friday, after addressing the water in the neighborhoods, staff began pumping water from the parking lot at Municipal Park where water was gathered in front of the adult day care center.



Palmview Commercial Drive



# MARCH 27, 2025, STORM RESPONSE

**March 28, 2025** – The sun helped dry out the park but much work is needed to repair the fields as the special red dirt that was recently added was washed away and what was left was severely damaged. The mulch around the playground equipment was also affected and a lot of it floated away in the water.



# PALVIEW ISSUES DISASTER DECLARATION

**March 28, 2025** –It's estimated that Palmview received about 10 inches of rain during the torrential downpour inundating many roadways and neighborhoods throughout the city. Mayor Ricardo Villarreal issued a disaster declaration in response to the unprecedented rain. The declaration will hopefully expedite the mobilization of emergency services and access to state and federal assistance should it become available.



Ricardo Villarreal, Mayor  
Benito Hernandez, Mayor Pro-Tem  
Javier Ramirez, Councilmember  
Jose Luis Perez, Councilmember  
Alexandra Flores, Councilmember

Michael Leo, City Manager

## CITY OF PALMVIEW, TEXAS DECLARATION OF LOCAL STATE OF DISASTER DUE TO SEVERE WEATHER EMERGENCY

**WHEREAS**, beginning March 27, 2025 the City of Palmview began to witness severe rain and winds resulting in flooding in areas throughout the City of Palmview; and

**WHEREAS**, the City of Palmview, Texas, is taking extraordinary measures to prevent extensive property damage but most importantly the loss of human and animal life; and

**WHEREAS**, said state of disaster requires that certain emergency protective measures be taken pursuant to the Texas Disaster Act of 1975 relating to Emergency Management and Public Health, pursuant to Chapter 418 of the Texas Government Code.

### **NOW THEREFORE, BE IT PROCLAIMED BY THE MAYOR OF THE CITY OF PALMVIEW TEXAS:**

**SECTION 1.** That a local state of disaster is hereby declared for the City of Palmview, Texas, pursuant to Section 418.108(a) of the Texas Government Code.

**SECTION 2.** That pursuant to Section 418.108(b) of the Texas Government Code, the state of disaster shall continue and to run concurrent with any and all County and State Proclamations of Disaster, unless discontinued or renewed by the City Council of the City of Palmview, Texas.

**SECTION 3.** That pursuant to Section 418.108(c) of the Texas Government Code, this declaration of a local state of disaster shall be given prompt and general publicity and shall be filed promptly with the City Secretary.

**SECTION 4.** That pursuant to Section 418.108(d) of the Texas Government Code, this declaration of a local state of disaster activates the City of Palmview, Texas, Emergency management plan, and authorizes the furnishing of aid and assistance under the declaration.

**SECTION 6.** That this declaration shall take effect immediately from and after its issuance.

**DECLARED this 28<sup>th</sup> day of March 2025.**

*Ricardo Villarreal*

Ricardo Villarreal  
Mayor  
City of Palmview, Texas



400 W. Veteran's Blvd. Palmview, TX 78572-8327 • 956.432.0300  
cityofpalmview.com



# MARCH 27, 2025 STORM RESPONSE

Once the pumping operations were complete, Public Works began patching pot holes caused by the rain. Already, staff has addressed hundreds of potholes throughout the city using approximately six tons of cold mix asphalt. The potholes were identified by residents and by staff driving around town.





# PALMVIEW DAY AT THE TEXAS CAPITOL

**March 19, 2025** -The City of Palmview was recognized in the State Senate and House of Representatives on March 19. Mayor Pro Tem Benito Hernandez, Councilmember Javier Ramirez, Councilmember Alexandra Flores, Councilmember Cesar Pena Jr., and City Manager Michael Leo were part of the Palmview Delegation that was present for Palmview Day at the Capitol.

While there, the group met with Senator Juan “Chuy” Hinojosa and State Representative Sergio Munoz Jr. about obtaining the water rights to provide water and wastewater service to effectively provide and manage the city’s growth.

The group also met with the Public Utilities Commission and the Texas Water Development Board (TWDB) to discuss the process and requirements for obtaining water rights.

We will continue working with our state officials for a successful course of action. Our next step is to submit a plan to the TWDB outlining our plan of action and how we plan to finance this endeavor.



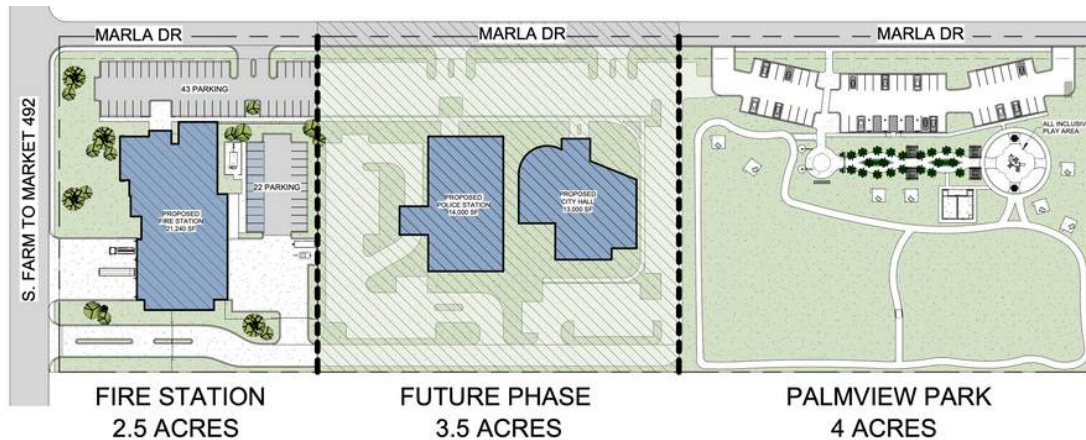
# CONSTRUCTION PROJECTS

**New Fire Station** - The project manager has been selected and will oversee one of Palmview's largest projects to date. We could be going out for bids soon to begin construction. We are currently planning a ground breaking ceremony for later this year.

The new fire station and Emergency Operation Center will be located at the junction of Marla Dr. & South FM 492 on 10 acres of land donated to the City by LJISD.

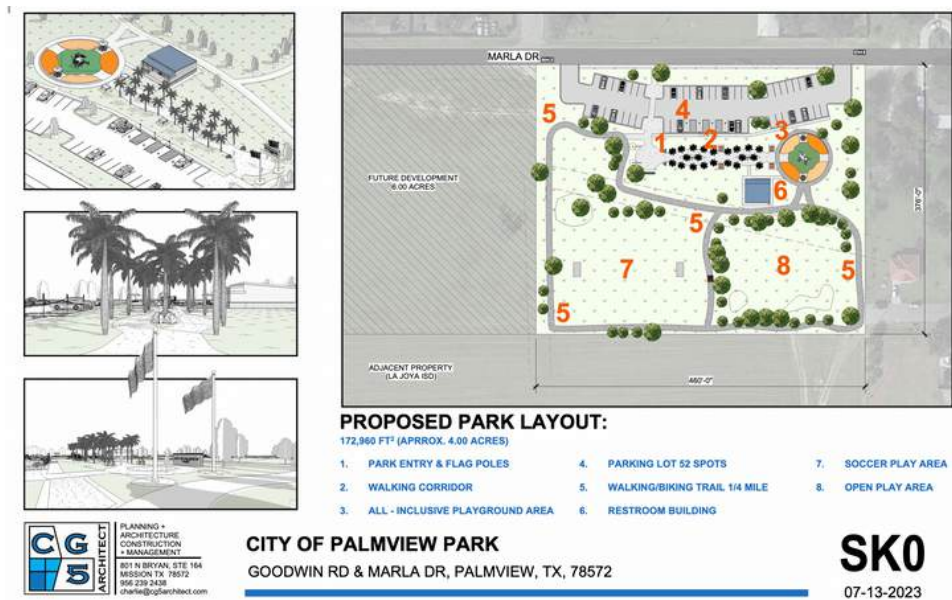
The facility will occupy 2.5 acres and will house the dept's administrative offices, serve as the city's EOC, and operate as a training facility.

The project is currently in the final design phase with a completion date of July 2026. The project cost is about \$7 million and is being funded with Certificate of Obligation Funds issued to the City in October 2024.



**All Inclusive Park** - On the same tract of land, the city is investing \$678,000 to build a four-acre All-Inclusive Park for children with special needs. The City received a \$500,000 grant from the Valley Baptist Legacy Foundation to build the new park and the city will cover the remaining \$178,000.

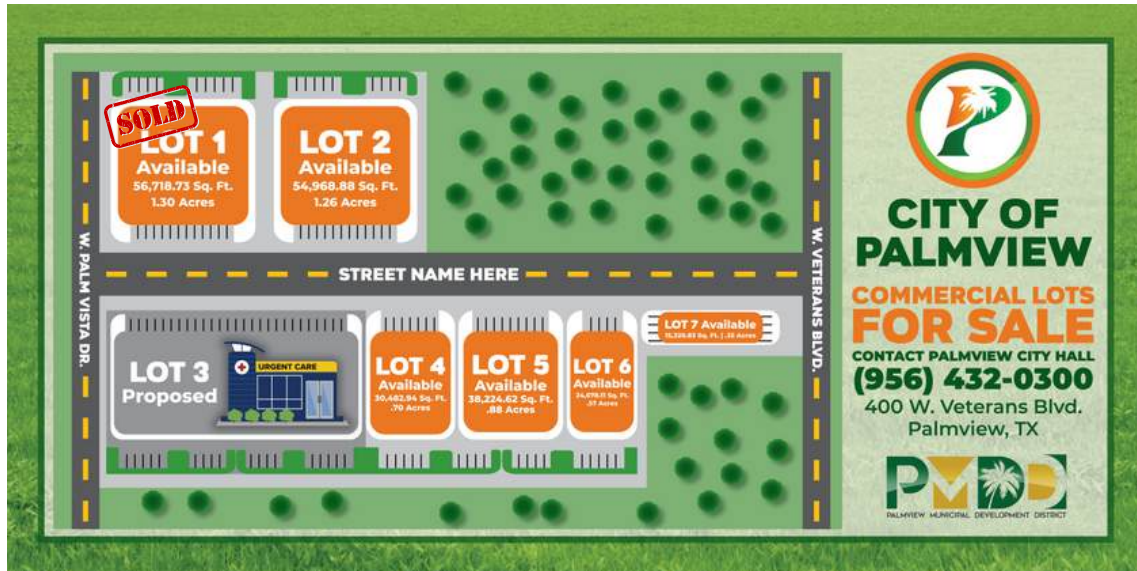
Work is expected to get underway later this year following a groundbreaking ceremony.





# CONSTRUCTION PROJECTS

**Main Street Project** - The Main Street Project is 99 percent complete. This month, the contractor was able to install the pump after AEP connected the electricity. However, AGUA is now requesting additional work. The utility is asking that we add a cement manhole cover. PMDD also closed on Lot 1 where a Mr. Gatti's will be built. A ground breaking ceremony is being planned with the developer.



**Wing Stop** - Construction of the Shops at Palmview Plaza is 60% complete. The 8260 sq. ft. plaza adjacent to HEB will include four retail spaces one of which will be home to the city's first Wing Stop.

The project should be complete summer 2025.





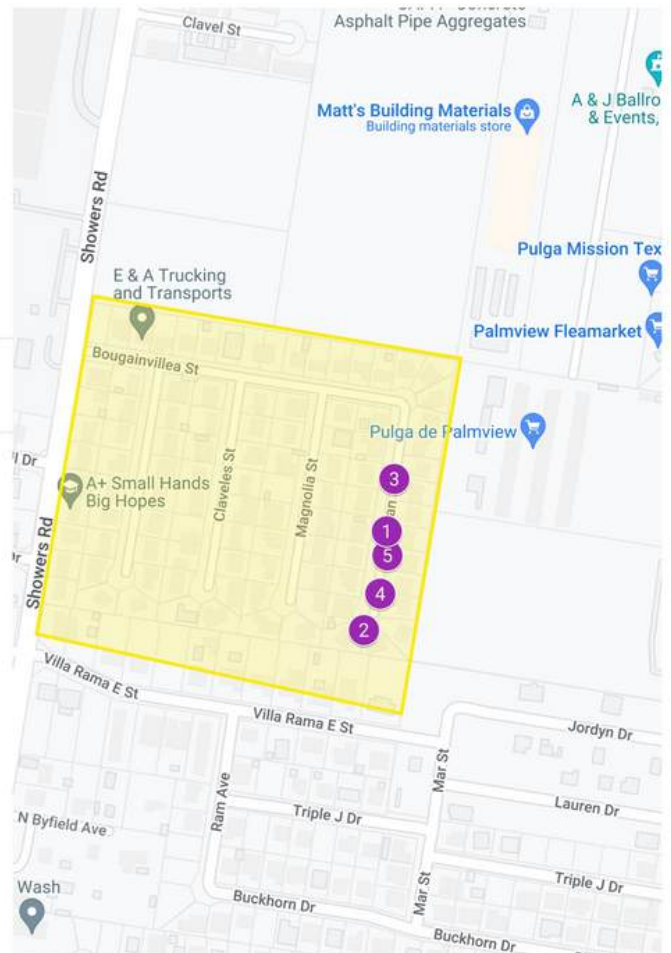
**Ramirez Subdivision Improvements** - Required survey work to improve drainage in the Ramirez Subdivision continues. Already, archeological and botanical surveys have been sent to residents within the area and plans for the project are 90% complete. The subdivision is located on the west side of Moorefield Road about one quarter mile south of Mile 1 North Rd. The scope of work includes installing storm grate inlets within the existing drainage ditch along Moorefield, adding an underground drainpipe system that will convey water to a new detention pond, and a pump station. The project is being funded with a Texas General Land Office grant of \$606,985.55 awarded to Palmview in 2023.



**Riverside Estates Drainage Improvements.** Surveys are also being conducted in the Riverside Estates subdivision where drainage improvements are also pending. The work area includes Azucena, Magnolia, Tulipan, Claveles, and surrounding areas on Bougainvillea Street.

The scope of work includes adding four storm inlets at the end of each cul-de-sac; five manholes; about 1,156 linear feet of underground storm drainpipe; 1,320 linear feet of drainage ditch; and the expansion of a detention pond.

The plans for the project are complete. It is being funded with a Texas General Land Office Grant of \$540,475.61 awarded to Palmview in March 2023.





# GRANTS

**GLO Grant Opportunities** - We are currently working with Grant Works to submit applications for two GLO Grants that recently became available through the Disaster Recovery Reallocation Program (DRPP). They are project specific. The first application is for \$875,000 for improvements to East Goodwin from Veterans BLVD (495) to Two Mile Line. The second application is for \$2.5 Million for flood and drainage improvements in the Tierra Linda Subdivision where flooding continues to be a problem. Grant Works conducted the surveys to ensure the area meets the low to moderate income requirement. The application deadline was April 4, 2025 and we expect awards to be issued by this summer. If awarded each grant requires a 10 percent match.

## Grant Applications

- **East Goodwin Project \$875,000**
- **Tierra Linda Subdivision \$2.5 M**
- **Deadline April 4, 2025**
- **Awards announced Summer 2025**
- **10% match requirement per grant**

**Comprehensive Plan Grant** - Freese and Nichols continues to gather public input online and in person. This phase will continue through May.

Once complete, they will move on to phase two - the development of the plan for the city.

This comprehensive plan will serve as Palmview's first formal roadmap for future development by laying out a strategic vision that balances growth with sustainability. It will help Palmview expand while preserving resources and enhancing the quality of life for residents. By addressing key areas such as land use, infrastructure, and economic development, the plan will guide staff in making informed decisions.

## Context

### INTRODUCTION

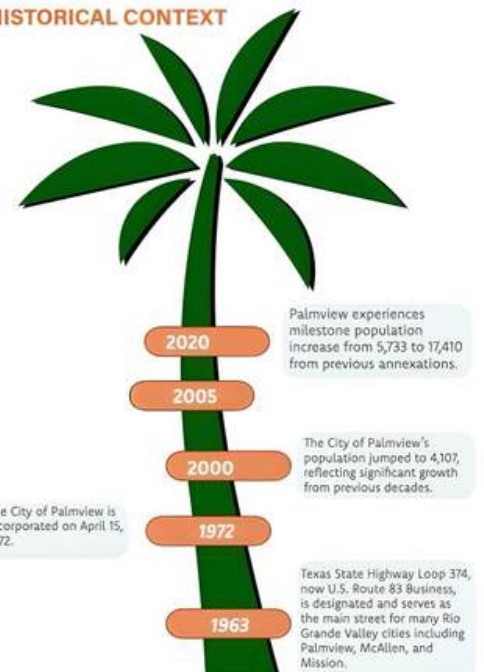
This Comprehensive Plan serves as the first formal, comprehensive plan for the City of Palmview. This chapter sets the foundation for Palmview's comprehensive plan by providing a detailed analysis of the City's current and historical context. It explores key demographic characteristics, development trends, and past planning initiatives that have shaped Palmview's growth and development trajectory. Additionally, this chapter examines the City's resilience to hazards and identifies existing vulnerabilities which will be addressed in greater detail throughout the subsequent chapters of this plan. This information serves as a basis for the recommendations included in this plan.

#### This Chapter Provides:

- Historic and Regional Context for Planning
- Planning Efforts Overview
- Demographics and Growth Trends
- Existing Land Use
- Natural Features
- Developed/Undeveloped Land
- Natural Assets and Hazards
- Opportunities and Constraints



## HISTORICAL CONTEXT



A blue passport cover with the word "PASSPORT" in gold at the top, the United States Department of State seal in the center, and "United States of America" in gold script at the bottom. The passport is resting on a surface with a US flag pattern.

## CITY SECRETARY

### PASSPORTS

- Processed 40 passport applications and 31 passport photos.
- Revenue Collected  
\$1,901.00
- Celebrated 3rd Year Anniversary of Passport Facility opening.

### SPECIAL EVENTS

- Participated in the planning & organizing of Annual Community Festival.
- Coordinated the sponsorship campaign for the event.
- Coordinated the marketing & recognition component of the sponsorship packages.

### PASSPORTS

Passport applicants are seen by appointment only Monday through Friday from 8:30 a.m. to 4 p.m.





## CITY SECRETARY

### PASSPORTS

- Processed 50 passport applications and 46 passport photos.
- Revenue Collected \$2,488

### SPECIAL EVENTS

- Assisted with Annual Community Festival.
- Coordinated the sponsorship campaign for the event and raised \$22,500 to offset the City's cost for the event.
- Coordinated Palmview Day at State Capitol and travel.
- Coordinated registrations and travel for TML Mid-Year Conference in Austin.
- Coordinated registration and travel for Urban County Conference at SPI.

### PASSPORTS

Passport applicants are seen by appointment only Monday through Friday from 8:30 a.m. to 4 p.m.

# BUDGET

## FINANCE

### SALES TAX REPORT-JANUARY- MARCH 2025

#### Sales Tax - Comparisons (Cumulative)

Month	2023	2024	2025	Growth
January	226,395	236,586	252,808	6.9%
February	537,642	546,564	583,530	6.8%
March	791,860	772,413	822,121	6.4%
April	1,026,381	1,020,760		
May	1,356,055	1,323,999		
June	1,547,237	1,566,180		
July	1,838,503	1,817,551		
August	2,139,246	2,083,877		
September	2,461,634	2,320,169		
October	2,708,654	2,574,686		
November	2,979,713	2,855,174		
December	3,215,675	3,100,132		
<b>TOTAL</b>	<b>\$ 3,215,675</b>	<b>\$ 3,100,132</b>	<b>\$ 822,121</b>	
	<b>7.1%</b>	<b>-3.6%</b>		



City of Palmview  
Sales Tax - Comparisons (Monthly)

Month	2023	2024	2025	Growth
January	226,395	236,586	252,808	6.9%
February	311,248	309,978	330,722	6.7%
March	254,217	225,849	238,591	5.6%
April	234,522	248,347		
May	329,674	303,239		
June	191,183	242,181		
July	291,266	251,371		
August	300,743	266,326		
September	322,388	236,291		
October	247,019	254,517		
November	271,060	280,488		
December	235,962	244,958		
<b>TOTAL</b>	<b>\$ 3,215,675</b>	<b>\$ 3,100,132</b>	<b>\$ 764,523</b>	

## SALES TAX COMPARISONS

## Year to Date 2025

Entity	2024 Payments	2025 Payments	Dollar Change	Percent Change	Diff. comp Palmview
<b>Palmview</b>	<b>\$ 772,413</b>	<b>\$ 822,121</b>	<b>\$ 49,708</b>	<b>6.4%</b>	
<b>Penitas</b>	<b>\$ 649,185</b>	<b>\$ 586,045</b>	<b>\$ (63,140)</b>	<b>-9.7%</b>	<b>\$ 236,077</b>
<b>Alton</b>	<b>\$ 528,316</b>	<b>\$ 538,345</b>	<b>\$ 10,029</b>	<b>1.9%</b>	<b>\$ 283,776</b>
<b>La Joya</b>	<b>\$ 181,607</b>	<b>\$ 208,208</b>	<b>\$ 26,601</b>	<b>14.6%</b>	<b>\$ 613,914</b>
<b>Sullivan City</b>	<b>\$ 111,016</b>	<b>\$ 127,861</b>	<b>\$ 16,845</b>	<b>15.2%</b>	<b>\$ 694,260</b>

## CITIES OUR SIZE

City	YTD Change
<b>Palmview</b>	<b>6.4%</b>
<u>Palmhurst</u>	3.9%
Donna	3.9%
Hidalgo	2.2%
Alamo	0.6%
Mercedes	-4.2%





## CALLS FOR SERVICE FEBRUARY

### FEBRUARY

Description	Number of Calls
Medical .....	213
Medical City of Palmview Calls (84)	
Medical County Calls (85)	
Mission (4)	
Peñitas (38)	
Sullivan City (2)	
County Fire Calls (11)	
Fire Calls (35)	
Assist Law Enforcement.....	1
Animal Rescue.....	1
Brush Fire.....	2
Fire Alarm.....	9
Fire Investigation.....	10
Gas Leak.....	2
Lift Assist.....	2
Motor Vehicle Accident.....	5
Structure Fire.....	1
Trash Fire.....	1
Vehicle Fire.....	1
<b>Total Serviced Calls</b>	<b>248</b>
Transferred EMS calls no Ambulance Available.....	20
<b>Total Calls</b>	<b>268</b>

### MARCH

Description	Number of Calls
Medical .....	196
Medical City of Palmview Calls (90)	
Medical County Calls (66)	
La Joya (3)	
Mission (3)	
Penitas (33)	
Sullivan City (1)	
County Fire Calls (8)	
Brush Fire.....	4
Elevator Extracton.....	1
Fire Alarm.....	6
Fire Investigation.....	5
Lift Assist.....	2
Motor Vehicle Accident.....	8
Structure Fire.....	1
Transformer Arching.....	1
Vehicle Fire.....	1
<b>Total Serviced Calls</b>	<b>225</b>
Transferred EMS calls no Ambulance Available.....	15
<b>Total Calls</b>	<b>240</b>

# FIRE PERMITS & FIRE REPORTS

## FEBRUARY

Description	Count	2-1-24 to 2-28-24	Count	2-1-25 to 2-28-25
New Bus Inspection	10	\$1000	7	\$700
Burn Permits	0	\$0	0	\$0
Commercial Hood Installation	2	\$240	0	\$0
Fire Alarm System	1	\$100	0	\$0
Fire Sprinkler System	0	\$0	1	\$200
Fire Inspection Renewal	29	\$1,450	13	\$650
Health Permit	13	\$700	8	\$500
Plan Review	4	\$300	1	\$75
<b>Total</b>	<b>59</b>	<b>\$3,790</b>	<b>30</b>	<b>\$2,125</b>

## MARCH

Description	Count	3-1-24 to 3-15-24	Count	3-1-25 to 3-15-25
New Bus Inspection	5	\$500	6	\$600
Burn Permits	0	\$0	0	\$0
Commercial Hood Installation	1	\$100	0	\$0
Fire Alarm System	0	\$0	0	\$0
Fire Sprinkler System	1	\$200	0	\$0
Fire Inspection Renewal	14	\$700	8	\$400
Health Permit	6	\$350	3	\$200
Plan Review	1	\$113	0	\$0
<b>Total</b>	<b>28</b>	<b>\$1,963</b>	<b>17</b>	<b>\$1,200</b>



## IN THE COMMUNITY

**February 20, 2025** - attended and participated in the ribbon cutting ceremony for L'Coquette Boutique with the City and PMDD. More than 30 people were present to help celebrate the grand opening of this new business located on North Bentsen Palm Drive.



**March 1, 2025** - Provided EMT services for the Palmview Community Festival. We treated one minor injury. We were also able to take drone video for the Public Relations Department.



## IN THE COMMUNITY

**March 5, 2025** - Provided mutual aid to the La Joya Fire Department for a large grass fire. Multiple agencies were also requested because of the location of the fire and the number of residential structures directly in danger. Great teamwork by everyone involved to control this dangerous fast moving fire.



**March 24, 2025** - Thank you to Madhaus Coffee for treating us and all of the city's first responders to free coffee. Your kindness is appreciated!



**March 31, 2025** - Our EMS responded to an 18-wheeler accident on the new loop and transported three people to nearby hospitals. Tractor lost the trailer and it fell over the overpass onto a vehicle. Thankfully no fatalities were involved.







TRAINING OPPORTUNITIES & EMPLOYEE EVENTS

**February 24 & 26, 2025** - Palmview PD Chief Trevino provided staff with CRASE Training. CRASE stands for Civilian Response to Active Shooter Events. It was created to help prepare civilians with immediate response options for surviving an active attack event during the window of time before law enforcement arrives.



RECRUITMENT: RECEIVED 24 EMPLOYEMENT APPLICATIONS

Department	No.	Position
Public Works	1	Maintenance
Parks & Rec	3	Recreational Aide
		Dance /Cheer Instructor
		Folklorico Instructor
Total	4	



TRAINING OPPORTUNITIES & EMPLOYEE EVENTS

Upcoming Training Opportunities-

- Risk Management Essentials for Supervisors -April 15, 2025, presented by Texas Municipal League
- Fire Safety Training For all Staff - April 20, 2025, presented by Palmview Fire Department

RECRUITMENT: RECEIVED 18 EMPLOYEMENT APPLICATIONS

Department	No.	Position
Public Works	1	Solid Waste Driver
Parks & Rec	3	Recreational Aide
		Dance /Cheer Instructor
		Folklorico Instructor
Police	1	Communications Officer
Total	5	





Loss Prevention

**T.I.P.S.**

Together Improving Processes &amp; Safety

## Strains and Sprains: An Ounce of Prevention

According to workers' compensation data, sprains and strains are one of the leading causes of workplace injuries. The good news is that preventing them is a simple matter of identifying risk factors and systematically implementing control measures.



### Ergonomic Risk Factors

- **High force loads** on the human body increase muscle effort, which can lead to fatigue and **musculoskeletal disorders (MSDs)**.
- Work tasks are **repetitive in nature** and controlled by production targets and work processes.
- **Awkward posture** places excessive force on joints and can overload muscles and tendons.



### Individual Risk Factors

- **Environmental factors**, such as slip, trip, and fall hazards, increase risk of a sudden, acute soft tissue injury.
- Employees who use **poor work practices, body mechanics, and lifting techniques** are introducing unnecessary risk factors that contribute to MSDs.
- Employees who smoke, drink excessively, are obese, or exhibit other **poor health habits** put themselves at risk.
- Employees who don't get **adequate rest and recovery time** put themselves at higher risk.



### Control Measures

- Employees should be **trained on all aspects of human performance**, including ergonomics, MSD prevention principles, and individual health and wellness.
- **Eliminate or reduce awkward postures** with ergonomic modifications that maintain joint range of motion to accomplish work tasks.
- Conduct a **job hazard analysis** by breaking down each job to identify hazards associated with each task and eliminate or reduce them.
- Practice **administrative controls**, such as job rotation and counteractive stretch breaks.
- Practice **early intervention**, which is a proactive strategy designed to discover early warning signs of MSDs to prevent them from becoming an injury.



### Treatment of Sprains and Strains

- Doctors routinely prescribe the **RICE treatment (rest, ice, compression, and elevation)** for the injured body part immediately following the injury.
- Most sprains and strains heal in **two or three weeks**.

### Additional Resources

- [TDI Manual Material Handling, An Ergonomic Approach](#)
- [TMLIRP Online Learning Center - Back Injuries](#)
- [TMLIRP Loss Prevention Stretch and Flex to Prevent Injuries TIPS](#)
- [TMLIRP Media Library:](#)
  - Strains and Sprains: A Public Concern, Disc 312
  - Preventing Injury Through Body Mechanics, Ergonomics, and Physical Fitness, Disc 481

Loss Prevention Department | [tmlirp.org](http://tmlirp.org) | 800.537.6655 | **STRONGER TOGETHER**



## DAILY STATISTICS FEBRUARY

<b>Total Visitors</b>	<b>644</b>
Computer Uses	39
New Patrons	94
Reference Transactions	644
Volunteer Hours	96.5
Wifi Session	467
<b>TOTAL Deposits</b>	<b>\$64.20</b>

## DAILY STATISTICS MARCH 1 - 24

<b>Total Visitors</b>	<b>297</b>
Computer Uses	31
New Patrons	22
Reference Transactions	370
Volunteer Hours	44
Wifi Session	182
Total Programs	19
Attendance	172
<b>TOTAL Deposits</b>	<b>\$46.35</b>



# CHECKOUT STATISTICS

Check Out Statistics	February
In House Circulation	243
Children's Books Checkouts	39
Other than Children's Books Checkouts	37
Children's DVDs Checkouts	0
Other than Children's DVD's Checkouts	45
Circulation of other Physical Materials	9
Circulation of Digital Children's Books	12
Circulation of Digital other than Children's Books	6

Checkout Statistics	March
In-House Circulation	172
Children's Books Checkouts	27
Other than Children's Books Checkouts	37
Children's DVDs Checkouts	2
Other than Children's DVDs Checkouts	32
Circulation of other physical materials	3
Circulation of Digital Children's Books	9
Circulation of Digital other than Children's	7

## AT THE LIBRARY



FEB / MARCH / 2025

# CHECKOUT STATISTICS

Checkout Statistics	February
In-House Circulation	243
Children's Books Checkouts	39
Other than Children's Books Checkouts	37
Children's DVDs Checkouts	0
Other than Children's DVDs Checkouts	45
Circulation of other physical materials	9
Circulation of Digital Children's Books	12
Circulation of Digital other than Children's	6

Checkout Statistics	March
In-House Circulation	172
Children's Books Checkouts	27
Other than Children's Books Checkouts	37
Children's DVDs Checkouts	2
Other than Children's DVDs Checkouts	32
Circulation of other physical materials	3
Circulation of Digital Children's Books	9
Circulation of Digital other than Children's	7

## AT THE LIBRARY

**February 8, 2025** - PML hosted a presentation by an Immigration Attorney. More than 30 people attended. Many of the questioned posed centered around the current immigration mandates of the new presidency.





February - 29 Programs	Attendees
Citizenship Classes	25
ESL Classes	87
Walk N Talk	16
Wood Burning Class	12
Ribbon Embroidery Class	7
Spanish Computer Class	12
Crochet Club	10
Valentine Card Craft	3
Leap Backpack Launch	20
Learn About Reptiles	4
Daycare Library Visits	13
Origami	5






# EVENT PHOTOS

**March 5, 2025** - The National Butterfly Center staff came back this month to help us move the plants at the old library to the new facility. The native plants were purchased from the Butterfly Center with a grant from the Texas A&M AgriLife Extension Office. They are once again ready for migrating butterflies such as the Monarch.

PML Staff is also working on a community garden and will soon be hosting classes on plant care, gardening, and more!







## MUNICIPAL COURT

### COURT ACTIVITY FEBRUARY

#### City Of Palmview Monthly Report

- New citations received 196
- Total violations assessed 239
- Fines assessed \$52,978.99
- Juvenile Cases 7
- In person court appearances 52
- Convictions sent to State 237
- Payments Received 319 / receipt count total 444
- Collections (Linebarger) collected \$7,713.67
- County Scofflaw collected \$1,331.02
- Warrant Fees collected \$6,679.04
- Cleared under Community Service \$7,713.67
- Cleared under Jail Time Credit (JTC) \$337.73
- Cleared under Amnesty \$6,802.45
- Cleared for Uncollectable \$5,944.51

**Grand total state & local fees collected \$74,027.43**



## MUNICIPAL COURT

### COURT ACTIVITY MARCH 1-15

- New citations received **148**
  - New warnings received **230**
  - Total violations assessed **186**
  - Fines assessed **\$43,868.50**
  - Juvenile Cases **0**
  - In person court appearances **32**
  - Convictions sent to State **134**
  - Payments Received / receipt count total **187**
  - Collections (Linebarger) collected **\$8,215.36**
  - County Scofflaw collected **\$1300.10**
  - Warrant Fees collected **\$4,614.70**
  - Closed cases total **94**
  - Cleared under Community Service **\$1,967.25**
  - Cleared under Jail Time Credit (JTC) **\$1,592.63**
  - Cleared under Amnesty **\$1,759.00**
  - Cleared for Uncollectable **\$18.40**
  - Pre-warrant letters mailed out **112**
  - New warrants activated **101**
- Grand total state & local fees collected \$55,048.11**



# PARKS

## PARK IMPROVEMENTS

This month we continued to make improvements to the baseball fields at Municipal Park.

We added lights, fixed the restrooms, renovated the dugouts and next month we will renovate the concession stand. However, the March 27 rain event affected the fields. We will need to get more red dirt to redo the fields.



## SPRING SPORTS

For the last couple of months we have been registering kids for our Spring Baseball/Softball/Flag Football/Volleyball/Soccer, & Basketball games. Baseball/softball begin on April 8, 2025, with the other sports beginning on April 21.

Some 700 kids have registered to play this Spring for the Palmview Parks and Recreation teams.

## SUMMER SPORTS

Summer Camp Session 1 starts June 2 and runs through June 20. Monday -Friday 8 -4.

Summer Camp Session 2 starts July 1 and runs through July 22. Monday - Friday 8-4.

Youth Club Summer Program Monday- Friday 4-7 p.m.

A colorful poster for Palmview Parks and Recreation's Kids Summer Camp. The poster features a green field background with a blue sky and a butterfly. It includes the following information:

- PALMVIEW PARKS AND RECREATION**
- KIDS SUMMER CAMP**
- REGISTER NOW!**
- SUMMER CAMP REGISTRATION** March 24 - May 23, 2025
- Monday - Friday** 10 AM - 6 PM
- 406 W. Veterans Blvd.** Palmview, Tx.
- BOYS AND GIRLS AGES 5-12**
- REGISTER ONLINE AT CITYOFPALMVIEW.GOV**
- TWO SUMMER CAMP SESSIONS!**
- 1 June 2 - June 30**
- 2 July 1 - July 25**
- MONDAY - FRIDAY 8 AM - 4 PM**
- BREAKFAST & LUNCH PROVIDED!**
- \$125 FEE FOR BOTH SESSIONS**
- YOUTH CLUB SUMMER PROGRAM**
- MONDAY - FRIDAY 4 PM - 7 PM**
- \$20 ANNUAL YOUTH CLUB FEE**
- Method Of Payment:** Debit/Credit Card or Money Order
- For More Information Please Contact Robert Lugo, Parks & Rec Director at 956-907-0105 or 956-600-5426**



# PLANNING AND ZONING

## PERMITS REPORT



### Permits Reports

Description	Count	2/01/2024 TO 2/28/2024	Count	2/01/2025 TO 2/28/2025
Building Permits	27	\$3,252.40	30	\$4,032.38
Electrical Permits	16	\$1,195.00	36	\$2,700.00
Mechanical Permits	7	\$792.50	4	\$415.00
Plumbing Permits	13	\$730.00	18	\$1,015.00
Moving/ Demolition	1	\$100.00	2	\$150.00
Wastewater Connections	0	\$0.00	0	\$0.00
Business License (New)	10	\$1,000.00	7	\$700.00
Business License (Renewal)	29	\$2,320.00	13	\$1,040.00
Beer License	0	\$0.00	0	\$0.00
Certificate of Occupancy	3	\$150.00	3	\$150.00
Excavation Permit	3	\$150.00	0	\$0.00
Site Plan Review	0	\$0.00	0	\$0.00
Facility Inspection	2	\$115.08	0	\$0.00
Conditional Use Permit	1	\$450.00	1	\$450.00
Peddler/Market	2	\$20.00	2	\$20.00
Garage Sales	22	\$340.00	22	\$340.00
Reinspection	22	\$870.00	22	\$870.00
Rezoning	2	\$900.00	2	\$900.00
Sign Permits	0	\$0.00	0	\$0.00
Fireworks Stand	0	\$0.00	0	\$0.00
Variance Application	1	\$300.00	0	\$0.00
Park Fee	0	\$0.00	0	\$0.00
Plan Review	1	\$100.00	0	\$0.00
Non-Sufficient Funds	0	\$0.00	0	\$0.00
Work Without a Permit	0	\$0.00	1	\$154.00
Flea Market	0	\$0.00	0	\$0.00
Subdivision Application	3	\$1,500.00	3	\$1,500.00
Animal Control	1	\$185.00	0	\$0.00
<b>PERMITS TOTAL:</b>	<b>166</b>	<b>\$14,469.98</b>	<b>166</b>	<b>\$14,436.38</b>

### INSPECTIONS

	2/01/2024 to 2/28/2024	2/01/2025 to 2/28/2025
Total of Electrical Inspections	40	28
Total of Plumbing Inspections	29	29
Total of Building Inspections	83	70
<b>Total of inspections</b>	<b>152</b>	<b>127</b>

NOTE: BUILDING INSPECTION INCLUDES NAIL PATTERN, INFILTRATION, INSULATION, SETBACK, FOUNDATION AND ETC.



# YEAR TO DATE REPORT

Description	Count	FROM 10/2023 TO 2/2024	Count	FROM 10/2024 TO 2/2025
Building Permit	152	\$ 23,957.21	177	\$ 29,633.00
Electrical Permit	69	\$ 6,085.00	174	\$ 11,760.00
Mechanical Permit	33	\$ 3,327.50	29	\$ 3,185.00
Plumbing Permit	65	\$ 4,250.00	157	\$ 15,359.00
Moving/Demolition	4	\$ 350.00	9	\$ 800.00
Wastewater Connections	10	\$ 9,750.26	3	\$ 3,420.10
Business License - New	38	\$ 3,800.00	23	\$ 2,300.00
Business License - Renewal	95	\$ 7,600.00	63	\$ 5,040.00
Beer License	0	\$ -	0	\$ -
Certificate of Occupancy	20	\$ 950.00	33	\$ 1,600.00
Weedy Lot/Debris Removal Invoice	0	\$ -	0	\$ -
Conditional Use Permit	1	\$ 450.00	1	\$ 450.00
Excavation Permit	7	\$ 2,350.00	0	\$ -
Inspection	5	\$ 274.18	7	\$ 385.23
Flea Market Fees	1	\$ 4,700.00	0	\$ -
Garage Sales	157	\$ 2,460.00	160	\$ 2,580.00
Reinspection	72	\$ 2,700.00	97	\$ 3,630.00
Peddler Permit	5	\$ 80.00	7	\$ 80.00
Rezoning	1	\$ 450.00	5	\$ 2,250.00
Sign Permit	0	\$ -	5	\$ 160.00
Park Fee	1	\$ 2,000.00	0	\$ -
Preliminary and Final Subdivision Plats	3	\$ 1,500.00	4	\$ 2,000.00
Variance Permit	2	\$ 600.00	1	\$ 300.00
Non-Sufficient Funds	1	\$ 25.00	1	\$ 120.00
Working without a permit	5	\$ 1,414.00	14	\$ 2,929.20
Plan review	2	\$ 200.00	4	\$ 375.00
Material Testing	0	\$ -	0	\$ -
Fireworks Permit	10	\$ 2,000.00	10	\$ 2,000.00
Animal Control	3	\$ 340.00	4	\$ 370.00
<b>TOTAL:</b>	<b>762</b>	<b>\$ 81,613.15</b>	<b>988</b>	<b>\$ 90,726.53</b>

# CODE ENFORCEMENT REPORT

## FEBRUARY 2025

### Code Enforcement Department Monthly Report February 1, 2025 - February 28, 2025

Service Statistics	Feb-25	Feb-24
--------------------	--------	--------

#### Weedy Lots

Certified Notices Sent	0	8
Returned Notices	0	0
Abated	0	5

#### Signs Violations

Signs In Right-of-Way	26	59
-----------------------	----	----

#### Stormwater Violation

Illegal Discharge	1	1
-------------------	---	---

#### Code Enforcement Work Orders

Issued	23	58
Completed	25	14

#### Code Enforcement Notices Issued

Illegal Dumping	2	6
Illegal Dumping Citations	0	0
Weedy Lot	26	17
Weedy Lot Citations	0	0
Junk Vehicle	29	5
Unleashed/Unlawful Restraint	4	1
Animal Control Citations	4	1
Garage Sale Without a Permit	0	1
Zoning Not Compliant	20	1
Trash and Rubbish	18	1
Business Without a Permit	1	1
Solid Waste Serviced by other Provider	0	5
Unsafe Structure	1	0
Accumulation of Brush	3	1
Solid Waste Outstanding Balance Notice	3	20
Burning Without a Permit	0	1
Building Without a Permit	26	5



### Animal Control Work Orders

Issued	71	85
Completed	79	83

### Animal Control

Surrendered Dogs	2	0
Surrendered Cats	0	0
Total Animals Surrendered	2	0
Stray Dogs	21	42
Stray Cats	5	8
Stray Animals	26	50
D.O.A.	10	14
Animal Bite Transfers	2	0
Other Animals Transferred	6	0
Total Animals Transferred	46	64



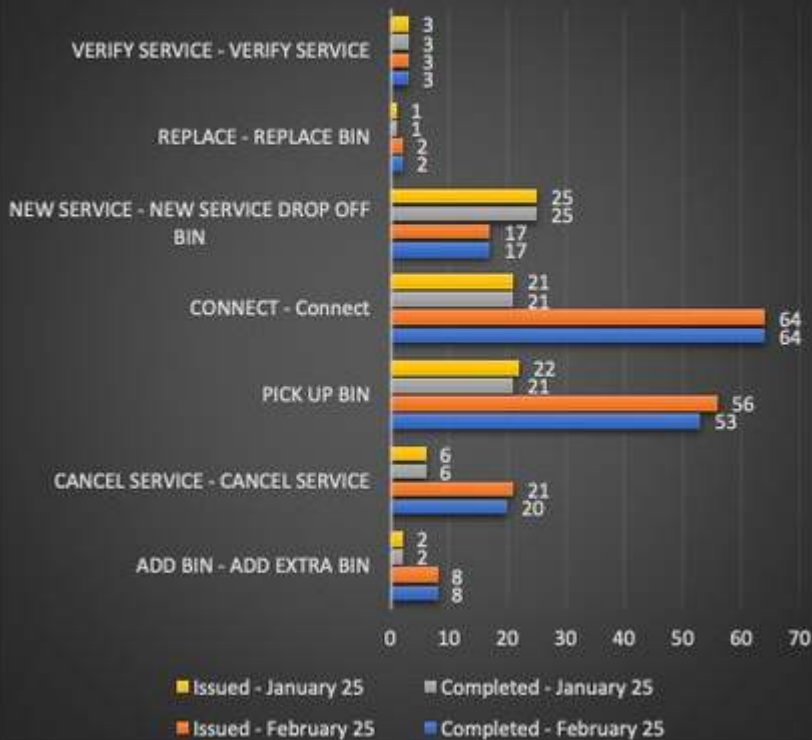
**Animal Facts:** Cats typically breed during the spring and summer months so we expect to see many kittens in the next few months.

# SOLID WASTE

## Solid Waste Billing



## Solid Waste Service Orders



## Solid Waste Accounts Billed





# PLANNING AND ZONING

## PERMITS REPORT

Description	Count	3/01/2024 TO 3/15/2024	Count	3/01/2025 TO 3/15/2025
Building Permits	18	\$2,391.77	16	\$1,804.56
Electrical Permits	10	\$510.00	15	\$930.00
Mechanical Permits	1	\$132.50	3	\$295.00
Plumbing Permits	8	\$480.00	16	\$980.00
Moving/ Demolition	0	\$0.00	2	\$100.00
Wastewater Connections	1	\$1,828.50	0	\$0.00
Business License (New)	5	\$500.00	6	\$600.00
Business License (Renewal)	9	\$760.00	8	\$640.00
Beer License	1	\$175.00	0	\$0.00
Certificate of Occupancy	1	\$50.00	3	\$150.00
Excavation Permit	0	\$0.00	1	\$50.00
Site Plan Review	0	\$0.00	0	\$0.00
Facility Inspection	0	\$0.00	3	\$168.98
Conditional Use Permit	0	\$0.00	1	\$450.00
Peddler/Market	1	\$42.50	2	\$20.00
Garage Sales	16	\$250.00	18	\$300.00
Reinspection	8	\$285.00	9	\$270.00
Rezoning	0	\$0.00	1	\$450.00
Sign Permits	0	\$0.00	1	\$20.00
Fireworks Stand	0	\$0.00	0	\$0.00
Variance Application	0	\$0.00	2	\$600.00
Subdivision inspection	0	\$0.00	1	\$6877.72
Plan Review	1	\$250.00	1	\$250.00
Non-Sufficient Funds	0	\$0.00	0	\$0.00
Work Without a Permit	1	\$211.90	2	\$240.00
Flea Market	0	\$0.00	0	\$0.00
Subdivision Application	0	\$0.00	1	\$500.00
Animal Control	0	\$0.00	8	\$736.67
<b>PERMITS TOTAL:</b>	<b>81</b>	<b>\$7,867.17</b>	<b>120</b>	<b>\$16,432.93</b>

### INSPECTIONS

	3/01/2024 to 3/15/2024	3/01/2025 to 3/15/2025
Total of Electrical Inspections	15	16
Total of Plumbing Inspections	12	13
Total of Building Inspections	29	43
<b>Total of Inspections</b>	<b>56</b>	<b>72</b>

NOTE: BUILDING INSPECTION INCLUDES NAIL PATTERN, INFILTRATION, INSULATION, SETBACK, FOUNDATION AND ETC.

# YEAR TO DATE REPORT

Description	Count	FROM 10/2023 TO 3/15/2024	Count	FROM 10/2024 TO 3/15/2025
Building Permit	172	\$ 12,289.99	193	\$ 31,437.56
Electrical Permit	83	\$ 6,512.92	189	\$ 12,690.00
Mechanical Permit	33	\$ 3,293.13	32	\$ 3,480.00
Plumbing Permit	75	\$ 4,775.83	173	\$ 16,339.00
Moving/Demolition	4	\$ 320.83	11	\$ 900.00
Wastewater Connections	12	\$ 12,289.99	3	\$ 3,420.10
Business License - New	44	\$ 4,400.00	29	\$ 2,900.00
Business License - Renewal	105	\$ 8,360.00	71	\$ 5,680.00
Beer License	1	\$ 160.42	0	\$ -
Certificate of Occupancy	19	\$ 916.67	36	\$ 1,750.00
Weedy Lot/Debris Removal Invoice	0	\$ -	0	\$ -
Conditional Use Permit	1	\$ 412.50	2	\$ 900.00
Excavation Permit	6	\$ 2,154.17	1	\$ 50.00
Inspection	5	\$ 251.33	10	\$ 554.21
Flea Market Fees	1	\$ 4,308.33	0	\$ -
Garage Sales	173	\$ 2,713.33	178	\$ 2,880.00
Reinspection	81	\$ 2,997.50	106	\$ 3,900.00
Peddler Permit	6	\$ 151.25	9	\$ 100.00
Rezoning	1	\$ 412.50	6	\$ 2,700.00
Sign Permit	0	\$ -	6	\$ 180.00
Park Fee	1	\$ 1,833.33	0	\$ -
Preliminary and Final Subdivision Plats	3	\$ 1,375.00	5	\$ 2,500.00
Subdivision inspection	2	\$ 550.00	1	\$ 6,877.72
Variance Permit	1	\$ 22.92	3	\$ 900.00
Non-Sufficient Funds	6	\$ 1,684.65	1	\$ 120.00
Working without a permit	3	\$ 412.50	16	\$ 3,169.20
Plan review	0	\$ 0.00	5	\$ 625.00
Material Testing	0	\$ -	0	\$ -
Fireworks Permit	9	\$ 1,833.33	10	\$ 2,000.00
Animal Control	3	\$ 311.67	12	\$ 1,106.67
<b>TOTAL:</b>	<b>850</b>	<b>\$ 74,744.09</b>	<b>1,108</b>	<b>\$ 107,159.46</b>



# CODE ENFORCEMENT REPORT

## MARCH 2025

Service Statistics	3/1/2025 - 3/15/25	3/1/2024 - 3/15/24
--------------------	-----------------------	-----------------------

### Weedy Lots

Certified Notices Sent	0	0
Returned Notices	0	0
Abated	0	0

### Signs Violations

Signs In Right-of-Way	12	14
-----------------------	----	----

### Stormwater Violation

Illegal Discharge	1	2
-------------------	---	---

### Code Enforcement Work Orders

Issued	12	18
Completed	11	13

### Code Enforcement Notices Issued

Illegal Dumping	0	1
Illegal Dumping Citations	0	0
Weedy Lot	12	5
Weedy Lot Citations	0	0
Junk Vehicle	9	2
Unleashed/Unlawful Restraint	0	0
Animal Control Citations	0	0
Garage Sale Without a Permit	0	0
Zoning Not Compliant	5	1
Trash and Rubbish	13	0
Business Without a Permit	0	0
Solid Waste Serviced by other Provider	0	0
Unsafe Structure	0	0
Accumulation of Brush	0	0
Solid Waste Outstanding Balance Notice	0	0
Burning Without a Permit	0	0
Building Without a Permit	8	2

# CODE ENFORCEMENT REPORT

## MARCH 2025 CONTINUED

### Animal Control Work Orders

Issued	39	31
Completed	43	31

### Animal Control

Surrendered Dogs	0	0
Surrendered Cats	0	0
Total Animals Surrendered	0	0
Stray Dogs	18	20
Stray Cats	4	3
Stray Animals	22	23
D.O.A.	4	4
Animal Bite Transfers	0	1
Other Animals Transferred	1	1
Total Animals Transferred	27	29



**Animal Facts:** Dogs usually have two heat cycles per year, roughly every six months.





# YEAR TO DATE ACTIVITY OVERVIEW

## Activity Overview – Year to Date Data/Comparison

Reports		Current YTD - 2024		Previous YR – 2023		Initiated Contacts	2025 February	2025 YTD
		Qty.	95's	Qty.	95's			
Criminal Offenses	Homicide	1	0	1	0	Traffic Stops	615	1330
	Sexual Offenses	17	2	12	5	DWI Arrests	8	10
	Robbery	3	1	5	0	Field Interview Contacts	0	0
	Assault	162	36	120	24	Criminal Tresp. Warnings	4	4
	Burglary	31	10	49	5	Community Relations	2025 February	2025 YTD
	Fraud / Forgery	6	0	6	0			
	Vehicle Theft/UUMV	16	2	28	6	Community Events		
	Weapons	5	4	5	5	Ride-Along Participants	-	-
	Narcotics	26	19	44	36	Motor-Vehicle Assists	26	59
	Alcohol Related	48	45	43	43	Risk Management	2025 February	2025 YTD
Non-Criminal	Crash Reports	60	-					
	Public Info. Requests		-			Pursuits	2	3
	Assist Agency	38	-			Use of Force	1	5
	Other Incidents	88	-			Fleet Incidents	0	0
						Officer Injuries	0	0

# TRAINING

Our three Palmview officers that serve on the Regional SWAT Team, participated in the required LERRT Training this month. Members of the team must undergo 16 hours of training per month. LERRT stands for Advanced Law Enforcement Rapid Response Training. It's offered across the nation to train officers on operations and tactics for active attack situations. Palmview PD is represented by Sgt. Juan Martinez, Sgt. Ruben Pena, and Diego Quijano.



This month we also had 20 officers attend 180 of instruction in other areas as listed below:

Date	Topic	Hours of Instruction	Attendance
02/03-02/07	FBI ELI	40	2
02/04-02/05	Trap Mate	16	1
02/10-02/12	Mental Health Officer Cert.	24	1
02/13	Search and Seizure	8	3
02/19-02/20	2025 Border Prosecution Unit Training	16	3
02/20	2025 Border Prosecution Unit Training	8	2
02/24-02/28	ATV Training	40	5
02/26-02/28	FTO	28	3

## WATCH LOG SUMMARY

Description	Total
Alarm Calls	20
Vacation Watch	0
Extra Patrols	53



**February 4, 2025-** Palmview Police hosted a presentation by the Driscoll Hospital Child Abuse Resource and Evaluation Team. Alamo PD, McAllen ISD PD, Alton PD, Peñitas PD, Sullivan City PD, La Joya PD, and Hidalgo PD were in attendance. The team provided valuable information on the resources they have to assist us in cases involving child abuse and neglect.



**February 6, 2025** - LT'S Carlos Zamarron and David Gutierrez completed the last portion of the FBI LEEDA Leadership Series. Congratulations.



**February 25, 2025** - Congratulations to Palmview Police Chief Jose Trevino for being elected Vice-President of the South Texas Police Chief's Association Board of Directors. Your election to this role reflects the trust and confidence your peers have in your abilities. Best of luck as you embark on this exiting journey to make a meaningful impact in South Texas Law enforcement!

**February 26, 2025** - Congratulations to our newest field officers who will be helping us shape and guide our new recruits. Matthew Espinoza, Zack Hinojosa, & Orlando Sosa.





# YEAR TO DATE ACTIVITY OVERVIEW

## Activity Overview – Year to Date Data/Comparison

Reports		Current YTD – 2025		Previous YR – 2024		Initiated Contacts	2025 February	2025 YTD
		Qty.	95's	Qty.	95's			
<b>Criminal Offenses</b>	Homicide	1	0	1	0	Traffic Stops	1189	2519
	Sexual Offenses	17	2	12	5	DWI Arrests	3	13
	Robbery	3	1	5	0	Field Interview Contacts	0	0
	Assault	170	37	120	24	Criminal Tresp. Warnings	1	5
	Burglary	34	10	49	5	<b>Community Relations</b>	2025 February	2025 YTD
	Fraud / Forgery	6	0	6	0			
	Vehicle Theft/UUMV	17	2	28	6	Community Events		
	Weapons	7	4	5	5	Ride-Along Participants	-	-
	Narcotics	27	20	44	36	Motor-Vehicle Assists	21	80
	Alcohol Related	57	48	43	43	<b>Risk Management</b>	2025 February	2025 YTD
<b>Non-Criminal</b>	Crash Reports	92	-					
	Public Info. Requests		-			Pursuits	4	7
	Assist Agency	52	-			Use of Force	9	14
	Other Incidents	147	-			Fleet Incidents	3	3
						Officer Injuries	0	0



# TRAINING

Our three Palmview officers that serve on the Regional SWAT Team, participated in the required LERRT Training this month. Members of the team must undergo 16 hours of training per month. LERRT stands for Advanced Law Enforcement Rapid Response Training. It's offered across the nation to train officers on operations and tactics for active attack situations. Palmview PD is represented by Sgt. Juan Martinez, Sgt. Ruben Pena, and Diego Quijano.



This month we also had 13 officers attend 72 of instruction in other areas as listed below:

Date	Topic	Hours of Instruction	Attendance
03/10-03/14	FBI LEEDA CLI	40	4
03/25-03/27	STAHK	16	7
03/27-03/28	RDS Transition	16	2

## WATCH LOG SUMMARY

Description	Total
Alarm Calls	38
Vacation Watch	0
Extra Patrols	65

**March 1, 2025**– Participated in the Palmview Community Festival with more than a dozen officers. No major incidents were reported.



**March 13, 2025** - Visited with JD Salinas Elementary students during their Annual Career Day. Edo and our Police officers had a great time talking about their careers in law enforcement and the training they went through to become officers.



**March 6 2025** - U.S. Border Patrol presented the PPD with a token of appreciation for their continued collaborative efforts in combining narcotics and human smuggling through Operation Stone Garden.







## PUBLIC WORKS

### RIGHT OF WAYS

Maintained 120 right of way along throughout the city.



### POT HOLES

Applied four tons of asphalt throughout the City limits and repaired hundreds of potholes due to the March storm.



### STREET LIGHTS

Our street light on Bentsen Palm weathered the recent rain storm and we didn't have issues with it.



### INLETS/DITCHES

This month we maintained and cleared debris from ditches throughout the City before and after the March 27, 2025, rain event.



### ILLEGAL DUMPING

During the storm cleanup staff witnessed a resident placing debris in a ditch. Code enforcement made contact with the property owner who removed it.




### EVENT SETUP

Staffed setup for the Community Festival held at the Park on March 1, 2025.



# IMPROVEMENTS & REPAIRS

Staff is almost done with the improvements at City Hall. The improvements include new floors in the PD Administrative offices as well as wall repairs. The shoring has been complete by the contractor and staff will be covering the beams. Wall repairs in the PD Admin Offices are complete and have been painted. Staff should be moving back by next week. Staff also replaced the old laminate floor in the Chief of Staff's Office. The work by staff saved the city a lot of money.



The new payments window at the Solid Waste Office is almost complete. This project will make it effortless for residents to make payments with easy ingress and egress for vehicles. We hope to have it open by mid April. Staff also fixed some deep potholes at the fire station that will make it easier and smoother for the fire trucks and ambulances to go in and out of the bays.





**February 19, 2025** - Held a ribbon cutting ceremony for L'Coquette Boutique located on Bentsen Palm Drive. The new business offers a variety of ladies clothes and jewelry.



**March 13, 2025** - PMDD's newest board member is Councilmember Cesar Pena Jr. He was sworn in during the entity's March Meeting. He fills the spot vacated by Mayor Rick Villarreal.



COMING SOON

- Ribbon Cutting for Adventure Play Center
- People Power HR Workshop
- PMDD Networking Mixer

**PMDD** SMALL BUSINESS ESSENTIALS  
HUMAN RESOURCES WORKSHOP

## PEOPLE POWER


with the unit consulting

*Culture, Hiring & Retention Strategies*

**PRESENTED BY:**  
JOSEPH D. OVIEDO  
CEO, THE UNIT CONSULTING

**WHAT YOU'LL LEARN**

- How to Build a Strong Company Culture
- Hiring Strategies that **ACTUALLY** Work
- Keeping Your Team Long-Term
- Understanding **1099** vs **W-2**
- How to Stay Compliant with Labor Laws

  
SCAN HERE

**TUESDAY, APRIL 8**  
5:30-7 PM

**PALMVIEW MUNICIPAL LIBRARY**  
603 Palmview  
Commercial Drive  
Palmview, Tx