

What Is a Cool Roof?

A cool roof is a roofing product with high solar reflectance and thermal emittance properties, which help reduce cooling loads by lowering roof temperatures on hot, sunny days. Solar reflectance and thermal emittance are properties of the roofing surface — not of insulation that may be used in conjunction with the roofing material.

Although often light in color, cool roofs come in a wide variety of colors ranging from white to black, including blues, grays, greens, oranges, browns, and tans. Cool roofs also are available in a variety of styles: shingle, shake, tile, membrane, and spray-on liquid coatings.



Relevant Code Sections

California's Title 24, Part 6 Building Energy Efficiency Standards (Energy Code):

- [Section 110.8\(i\)](#) – Mandatory Requirements Roofing Products Solar Reflectance and Thermal Emittance
- [Section 140.1](#) – Performance Approach: Energy Budgets
- [Section 140.2](#) – Prescriptive Compliance Approaches
- [Section 140.3\(a\)1](#) – Prescriptive Requirements for Exterior Roofs and Ceilings
- [Section 141.0\(b\)2B](#) – Alterations to Existing Buildings, Outdoor Lighting, and Internally and Externally Illuminated Signs – Prescriptive Approach
- [Section 141.0\(b\)3](#) – Alterations to Existing Buildings, Outdoor Lighting, and Internally and Externally Illuminated Signs – Performance Approach

Relevant Compliance Forms

[NRCC-ENV-E](#): Envelope Component Approach

[NRCI-ENV-01-E](#): Certificate of Installation for Envelope

Code Triggers

The Energy Code calls for a cool roof when:

- The project is in an affected climate zone. This varies by roof slope. (See Table 1)
- Replacing, recovering or recoating the exterior surface of existing roofs, when altering:
 - 50% of the existing roof surface area OR
 - 2,000 ft² of existing roof surface whichever is less

Aged solar reflectance, thermal emittance and Solar Reflectance Index (SRI) are prescriptive, not mandatory and may be traded off or credit received (depending on climate zone) with the performance approach.

Solar Reflectance Index

The SRI provides an alternative to meeting solar reflectance and thermal emittance Prescriptive requirements for cool roofs. SRI values range from 0 to 100. The higher the SRI, the better the roofing material's ability to reduce heat transfer into the building.

The SRI value is calculated based on:

- The aged solar reflectance and the thermal emittance of the roofing material
- Calculating the SRI value using the NRCC-ENV-E also takes inputs for the roof slope (Note: the roof slope has no effect on the calculation).

The SRI alternative is useful when a particular product exceeds the Energy Code requirement for either the aged solar reflectance or the thermal emittance, but does not meet both requirements. In this case the combination of the aged solar reflectance and the thermal emittance for the product may be sufficient to comply with the SRI requirement.

Qualifying as a Cool Roof

To qualify as a cool roof under the Energy Code, the roofing material must:

- Have a Cool Roof Rating Council (CRRC) rating for reflectance and thermal emittance
- Meet the aged reflectance and thermal emittance – or Solar Reflectance Index (SRI) – values specified in the Energy Code (See Table 1)

Roofing products must be tested and labeled by the CRRC. Being included in the ENERGY STAR® list for cool roofing materials is NOT sufficient to meet the Energy Code.

Aged Solar Reflectance & Thermal Emittance

Specific aged solar reflectance and thermal emittance values must be met or exceeded for some climate zones and roof types (see Table 1). The higher the solar reflectance, the roof surface is able to reduce heat transfer into the building (the more heat is reflected from the roofing material).

Solar reflectance refers to a material’s ability to reflect the sun’s energy back into the atmosphere.

Aged solar reflectance is the solar reflectance of the surface after three years, which typically is lower than the initial reflectance value. If the product is new and the aged solar reflectance value is unavailable, you can calculate the aged value using this formula:

3-year Aged Solar Reflectance = [0.2 + β(ρ_{initial} – 0.2)]	
ρ _{initial}	= Initial Solar Reflectance
β	= Soiling Resistance by product type:
	• Field-Applied Coating β = 0.65
	• Other β = 0.70
Example: If the initial solar reflectance value is 0.8 for a field-applied coating	
3-yr Aged Solar Reflectance	= [0.2 + 0.65 (0.8 – 0.2)]
	= 0.2 + 0.39
	= 0.59



Thermal emittance quantifies how much of the absorbed heat is rejected for a given material. The higher the thermal emittance value, the better the roofing material is at reducing cooling loads.

2019 Nonresidential, High-rise Residential and Hotel/Motel Guest Rooms

The requirements shown in Table 1 apply to buildings demonstrating compliance using the Prescriptive Approach: Energy Code [Section 140.3\(a\)1A](#).

Aged solar reflectance and thermal emittance values noted in Table 1 below must be taken from the CRRC Rated Products Directory.

For guidance regarding Cool Roofs and the Performance approach for alterations, see Energy Code [Section 141.0\(b\)3](#).

Requirements

Roof Style	Climate zone	Either these reflectance and emittance values		Or this SRI value
		Min. 3-yr Aged Solar Reflectance	Min. Thermal Emittance	Min. SRI
Nonresidential				
Low-sloped (Rise-to-run ratio of 2:12 or less; 9.5 degrees or fewer from horizontal)	1 - 16	0.63	0.75	75
Steep-sloped (Rise-to-run ratio greater than 2:12; More than 9.5 degrees from horizontal)	1 - 16	0.20	0.75	16
High-rise Residential, Hotel, Motel				
Low-sloped (Rise-to-run ratio of 2:12 or less; 9.5 degrees or fewer from horizontal)	9 ^A - 11, 13 - 15	0.55	0.75	64
Steep-sloped (Rise-to-run ratio greater than 2:12; More than 9.5 degrees from horizontal)	2 - 15	0.20	0.75	16

A CZ 9 is included for new roofs but excluded for alterations.

Table 1: Nonresidential Cool Roof Requirements per Section 140.3(a)1A

Exceptions for Cool Roof Requirements:

Any roof	The roof area is covered by building-integrated photovoltaic panels or building-integrated solar thermal panels.		
Low-sloped newly constructed and additions; all alterations	Roof constructions with a weight of at least 25 lb/ft ² over the roof membrane. <i>This includes green roofs (roofs that are covered with vegetation) weighing at least 25 lb/ft², though any portion of the roof not covered with vegetation will need to comply with cool roof requirements if not otherwise exempt.</i>		
Low-sloped alterations	Aged solar reflectance <0.63 is allowed provided the maximum roof / ceiling U-factor indicated in Table 141.0-B (below) is not exceeded.		
	Aged Solar Reflectance	U-factor	
		CZ 1, 3-9	CZ 2, 10-16
	0.62 - 0.60	0.075	0.052
	0.59 - 0.55	0.066	0.048
	0.54 - 0.50	0.060	0.044
	0.49 - 0.45	0.055	0.041
	0.44 - 0.40	0.051	0.039
	0.39 - 0.35	0.047	0.037
0.34 - 0.30	0.044	0.035	
0.29 - 0.25	0.042	0.034	
Low-sloped newly constructed and additions. See Table 140.3.	Wood framed roofs in CZ 3 & 5 with a roof assembly U-factor of 0.034 or lower.		

Table 2: Exceptions



Cool roof installation

Insulation Requirements for Roof Alterations (Table 141.0-C)

When roofs are exposed to the roof deck, or to the roof recover boards, the exposed area must be insulated to the values noted in [Table 141.0-C](#) of the Energy Code, as summarized below:



Nonresidential Climate Zones 1, 3–9		Nonres in Climate Zones 2, 10–16; All High-rise Res, Hotel/Motel Buildings	
Continuous Insulation R-value	U-factor	Continuous Insulation R-value	U-factor
R-8	0.082	R-14	0.055

Table 3: Roof Alterations: Insulation Requirements

Exceptions to Roof Insulation Requirements

- If existing roof is insulated with at least R-7 insulation or it has a U-factor less than 0.089, you do not need to increase the insulation.
- If mechanical equipment on the roof will not be lifted as part of the roof replacement, you don't need to add more insulation than the maximum thickness that will allow 8 inches between the roof membrane surface and the top of the base flashing.
- You don't need to add more insulation than the maximum thickness that will allow 8 inches from the roof membrane surface to the top of the base flashing, provided that:
 - The penthouse or parapet walls are finished with an exterior cladding other than the roofing covering membrane material; AND
 - The penthouse or parapet walls have exterior cladding material that must be removed to install the new roof covering membrane to maintain a base flashing height of 8 inches (203 mm); AND
 - The ratio of the replaced roof area to the linear dimension of affected penthouse or parapet walls is:

For nonresidential:

- Climate zones 2, 10 - 16: less than 25 ft² per linear foot
- Climate zones 1, 3 - 9: less than 100 ft² per linear foot

For high-rise residential buildings, hotels or motels:

- All climate zones: less than 25 ft² per linear foot

At drains and other low points, you can use tapered insulation with a thermal resistance (R-Value) less than the value shown in [Table 141.0-C](#) of the Energy Code – if the insulation is increased enough at the high points so the average R-Value is equal to or greater than the value in [Table 141.0-C](#).




Forms – Which & When

In addition to a Permit, you will need the following.

During Design:

- **NRCC-ENV-E:** Certificate of Compliance for Envelope Component Approach
 - Table F. Roof Assembly Schedule - documentation author lists details of roof reflectance properties and certifies that the roof assembly meets Prescriptive requirements
 - Table G. Rated Roofing Material (Cool Roof) - engineer or contractor lists roof slope and material reflectance, emittance and SRI values to determine roof materials meet Prescriptive requirements
 - Signed by the engineer of record, architect or authority
 - Submitted to the building department by the permit applicant



Why?: To ensure the proposed roofing material meets the Prescriptive requirements, or indicate an exception has been applied.

During Construction:


- **NRCI-ENV-01-E:** Certificate of Installation for Envelope
 - Completed and signed by the installing contractor
 - Made available for final inspection by building department


Why?: To verify the field installation meets or exceeds code.

Product Labeling:

- For all roofs:
 - CRRC label specifying the initial and aged (“weathered”) solar reflectance and thermal emittance
- For liquid-applied roof coatings:
 - CRRC label specifying the initial and aged (“weathered”) solar reflectance and thermal emittance
 - Label stating the product meets the ASTM requirements specified in [Section 110.8\(i\)4](#) of the Energy Code.
- Product labeling must be available for final inspection by building department.
- If roofing products are not certified they shall assume the following default aged solar reflectance/thermal emittance values:

- For asphalt shingles: 0.08/0.75
- For all other roofing products: 0.10/0.75



 <p>COOL ROOF RATING COUNCIL ®</p>		Initial	Weathered
	Solar Reflectance	0.00	Pending
	Thermal Emittance	0.00	Pending
	Rated Product ID Number	-----	
Licensed Seller ID Number	-----		
Classification	Production Line		
<p>Cool Roof Rating Council ratings are determined for a fixed set of conditions, and may not be appropriate for determining seasonal energy performance. The actual effect of solar reflectance and thermal emittance on building performance may vary.</p> <p>Manufacturer of product stipulates that these ratings were determined in accordance with the applicable Cool Roof Rating Council procedures.</p>			

For More Information

Primary Documents

- Energy Code Section 110.8(i) - Mandatory Requirements - Roofing Products Solar Reflectance and Thermal Emittance: energycodeace.com/site/custom/public/reference-ace-2016/index.html#!Documents/section1108mandatoryrequirementsforinsulationroofingproductsandr.htm#sec110_8_i
- Energy Code Section 140.1 - Performance Approach: Energy Budgets: energycodeace.com/site/custom/public/reference-ace-2016/index.html#!Documents/section1401performanceapproachenergybudgets.htm
- Energy Code Section 140.2 - Prescriptive Compliance Approaches: energycodeace.com/site/custom/public/reference-ace-2016/index.html#!Documents/section1402prescriptiveapproach.htm
- Energy Code Section 140.3(a)1 - Prescriptive Requirements for Exterior Roofs and Ceilings: energycodeace.com/site/custom/public/reference-ace-2016/index.html#!Documents/section1403prescriptiverequirementsforbuildingenvelopes.htm#sec140_3_a1
- Energy Code Section 141.0(b)2B - Alterations to Existing Buildings, Outdoor Lighting, and Internally and Externally Illuminated Signs – Prescriptive Approach energycodeace.com/site/custom/public/reference-ace-2016/index.html#!Documents/sec1410additionsalterationsrepairstoexistingbuildingsthatwillben.htm#sec141_0_b2B
- Energy Code Section 141.0(b)3 - Alterations to Existing Buildings, Outdoor Lighting, and Internally and Externally Illuminated Signs – Performance Approach http://energycodeace.com/site/custom/public/reference-ace-2016/index.html#!Documents/sec1410additionsalterationsrepairstoexistingbuildingsthatwillben.htm#sec141_0_b3B

Compliance Forms

- Nonresidential Compliance Forms energycodeace.com/NonresidentialForms/2019

Cool Roof Products and Specifications

- CRRR Rated Products Directory: coolroofs.org/products/search.php
 - Search for rated roofing products

California Energy Commission Information & Services

- Energy Code Hotline: 1-800-772-3300 (Free) or Title24@energy.ca.gov
- Online Resource Center: energy.ca.gov/programs-and-topics/programs/building-energy-efficiency-standards/online-resource-center
 - The Energy Commission’s main web portal for the Energy Code, including information, documents, and historical information

Additional Resources

- Energy Code Ace: EnergyCodeAce.com

An online “one-stop-shop” providing free resources and training to help appliance and building industry professionals decode and comply with Title 24, Part 6 and Title 20. The site is administered by California’s investor-owned utilities. Please register with the site and select an industry role for your profile in order to receive messages about all our free offerings!



This program is funded by California utility customers and administered by Pacific Gas and Electric Company (PG&E), San Diego Gas & Electric Company (SDG&E®), Southern California Edison Company (SCE), and Southern California Gas Company (SoCalGas®) under the auspices of the California Public Utilities Commission.

© 2019 PG&E, SDG&E, SoCalGas and SCE. All rights reserved, except that this document may be used, copied, and distributed without modification. Neither PG&E, SoCalGas, SDG&E, nor SCE — nor any of their employees makes any warranty, express or implied; or assumes any legal liability or responsibility for the accuracy, completeness or usefulness of any data, information, method, product, policy or process disclosed in this document; or represents that its use will not infringe any privately-owned rights including, but not limited to patents, trademarks or copyrights. Images used in this document are intended for illustrative purposes only. Any reference or appearance herein to any specific commercial products, processes or services by trade name, trademark, manufacturer or otherwise does not constitute or imply its endorsement, recommendation or favoring.