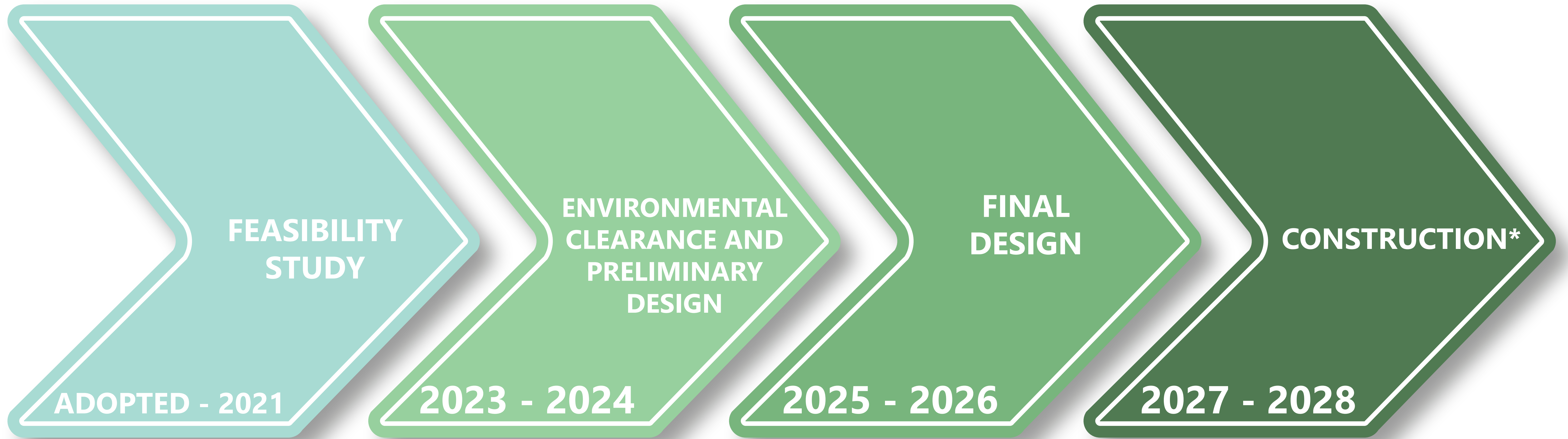


PROJECT SCHEDULE



PUBLIC PARTICIPATION

**Pending Funding*

2023 - 2025: Environmental Review, Design, and Permitting

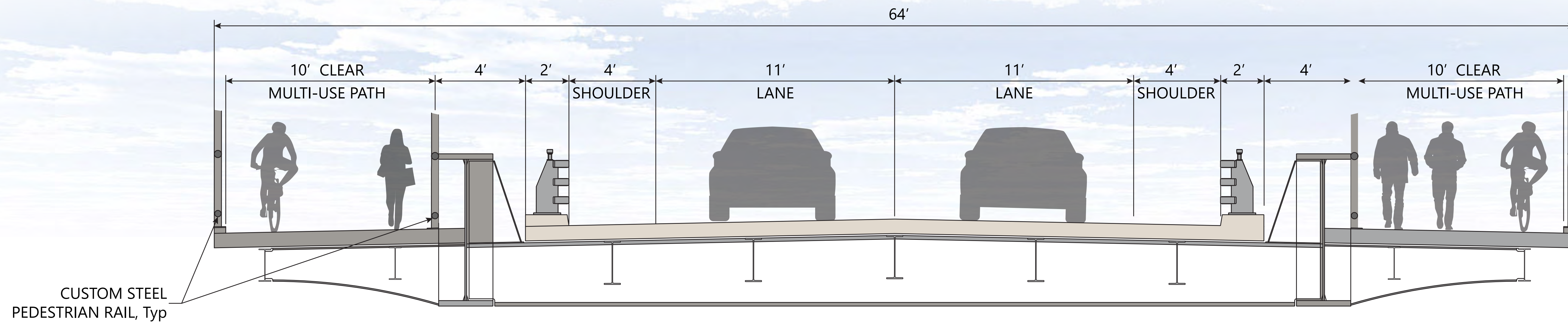
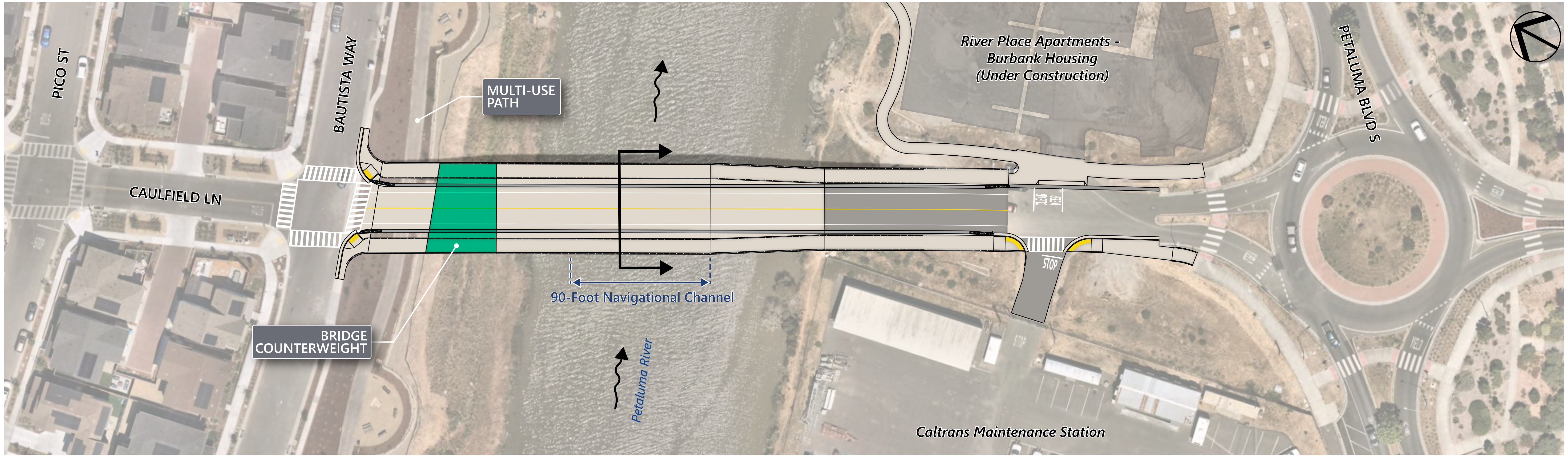
- Spring 2023: City allocates funding from developer and traffic mitigation impact fees to bring the project to shovel-ready status
- Fall 2023: Community Open House and First Public Survey
- Winter 2023-2024: Environmental Community Open House
- 2024: Third Community Open House and Second Public Survey

2025-2027: Anticipated Bridge Fabrication and Installation

2028: Anticipated Bridge Opening



PROJECT OVERVIEW



MOVABLE BRIDGE CROSS SECTION



DRAWBRIDGES

Birkenhead Road Bridge, UK




Fort Street Bridge, MI



Bay Farm Island, Alameda



Great Bridge Bridge, VA




Pegasus Bridge, France



D Street Bridge, Petaluma




Spit Bridge, Australia



Park Street Bridge, Alameda



Knights Landing Bridge, Knights Landing



MOVABLE BRIDGE TYPES

Bridge Type Selection Criteria

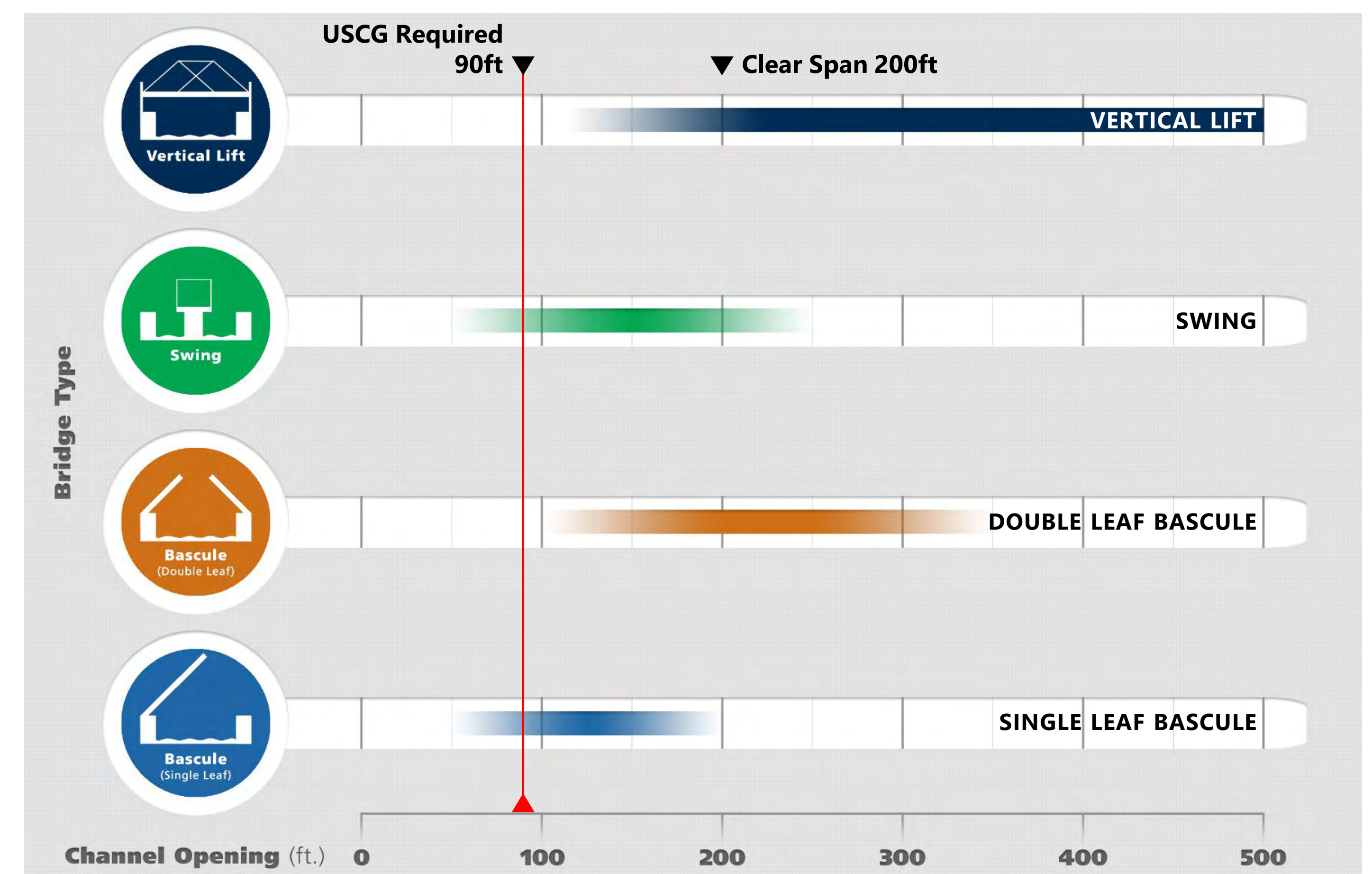
("Consumer Reports" Style Ratings)

Bridge Type	Cost of Routine Maintenance	Service Life of Major Operating System Components	Seismic Resistance	Accommodate 90ft Navigable Channel	200ft Clear Span Channel
Vertical Lift	●	○	○	●	○
Swing	●	○	●	○	●
Bascule/ Drawbridge (Single Leaf or Double Leaf)	●	●	●	●	●
Bascule/ Drawbridge (Single Leaf or Double Leaf)	●	●	○	●	●

Excellent = ●
 Good = ○
 Poor = ●

Bridge Type Comparison Table

Optimal Bridge Type per Channel Width¹



Which amenities are you most interested in?



Access and Trailhead Signage

Includes interpretive signage and wayfinding.



River Recreation

Includes kayak/canoe dock, fishing dock, play elements, and river outlook.



Bike and Pedestrian Facilities

Includes bike maintenance station and hydration station.



Site Furnishings

Includes trash receptacles, seating, and bike racks.



Which amenities are you most interested in?



Seating and Gathering Space
Includes group seating, picnic tables, and contemplative space.



Lighting
Includes pedestrian lighting.



Public Art
Includes gateway feature, sculpture, or murals.



Landscape Planting Features
Includes shade trees, wetland habitat plantings, or accent plantings.

