














NUMBERS DENOTE MATERIALS

			
1. HORIZONTAL SIDING JAMES HARDIE FINISH: TBD COLOR: VARIES, SEE LEGEND	2. BOARD AND BATTEN JAMES HARDIE FINISH: TBD COLOR: VARIES, SEE LEGEND	3. ROOF SHINGLE GAF TIMBERLINE COLOR: PEWTER GRAY	4. CORRUGATED METAL COLOR: GREY
			
5. COMPOSITE WOOD RAILING	6. PAINTED TRIM COLOR: SHERWIN WILLIAMS 251-C1 TRICORN BLACK SW6258	7. PAINTED POST COLOR: SHERWIN WILLIAMS 251-C1 TRICORN BLACK SW6258	8. WINDOWS VINYL WINDOW-GREY









LETTERS DENOTE COLORS

				
A. EXTERIOR PAINT SHERWIN WILLIAMS WHITE SNOW SW9541	B. EXTERIOR PAINT SHERWIN WILLIAMS 262-C3 SUMMER WHITE SW7557	C. EXTERIOR PAINT SHERWIN WILLIAMS 288-C3 BEACH HOUSE SW7518	D. EXTERIOR PAINT SHERWIN WILLIAMS 200-C6 JUTE BROWN SW6096	E. EXTERIOR PAINT SHERWIN WILLIAMS 226-C7 PERLE NOIR SW9154










NUMBERS DENOTE MATERIALS

			
1. HORIZONTAL SIDING JAMES HARDIE FINISH: TBD COLOR: VARIES, SEE LEGEND	2. BOARD AND BATTEN JAMES HARDIE FINISH: TBD COLOR: VARIES, SEE LEGEND	3. ROOF SHINGLE GAF TIMBERLINE COLOR: PEWTER GRAY	4. CORRUGATED METAL COLOR: GREY
			
5. COMPOSITE WOOD RAILING	6. PAINTED TRIM COLOR: SHERWIN WILLIAMS 251-C1 TRICORN BLACK SW6258	7. PAINTED POST COLOR: SHERWIN WILLIAMS 251-C1 TRICORN BLACK SW6258	8. WINDOWS VINYL WINDOW-GREY









LETTERS DENOTE COLORS

				
A. EXTERIOR PAINT SHERWIN WILLIAMS WHITE SNOW SW9541	B. EXTERIOR PAINT SHERWIN WILLIAMS 262-C3 SUMMER WHITE SW7557	C. EXTERIOR PAINT SHERWIN WILLIAMS 288-C3 BEACH HOUSE SW7518	D. EXTERIOR PAINT SHERWIN WILLIAMS 200-C6 JUTE BROWN SW6096	E. EXTERIOR PAINT SHERWIN WILLIAMS 226-C7 PERLE NOIR SW9154







NUMBERS DENOTE MATERIALS

			
1. HORIZONTAL SIDING JAMES HARDIE FINISH: TBD COLOR: VARIES, SEE LEGEND	2. BOARD AND BATTEN JAMES HARDIE FINISH: TBD COLOR: VARIES, SEE LEGEND	3. ROOF SHINGLE GAF TIMBERLINE COLOR: PEWTER GRAY	4. CORRUGATED METAL COLOR: GREY
			
5. COMPOSITE WOOD RAILING	6. PAINTED TRIM COLOR: SHERWIN WILLIAMS 251-C1 TRICORN BLACK SW6258	7. PAINTED POST COLOR: SHERWIN WILLIAMS 251-C1 TRICORN BLACK SW6258	8. WINDOWS VINYL WINDOW-GREY









LETTERS DENOTE COLORS

				
A. EXTERIOR PAINT SHERWIN WILLIAMS WHITE SNOW SW9541	B. EXTERIOR PAINT SHERWIN WILLIAMS 262-C3 SUMMER WHITE SW7557	C. EXTERIOR PAINT SHERWIN WILLIAMS 288-C3 BEACH HOUSE SW7518	D. EXTERIOR PAINT SHERWIN WILLIAMS 200-C6 JUTE BROWN SW6096	E. EXTERIOR PAINT SHERWIN WILLIAMS 226-C7 PERLE NOIR SW9154







NUMBERS DENOTE MATERIALS

			
1. HORIZONTAL SIDING JAMES HARDIE FINISH: TBD COLOR: VARIES, SEE LEGEND	2. BOARD AND BATTEN JAMES HARDIE FINISH: TBD COLOR: VARIES, SEE LEGEND	3. ROOF SHINGLE GAF TIMBERLINE COLOR: PEWTER GRAY	4. CORRUGATED METAL COLOR: GREY
			
5. COMPOSITE WOOD RAILING	6. PAINTED TRIM COLOR: SHERWIN WILLIAMS 251-C1 TRICORN BLACK SW6258	7. PAINTED POST COLOR: SHERWIN WILLIAMS 251-C1 TRICORN BLACK SW6258	8. WINDOWS VINYL WINDOW-GREY

LETTERS DENOTE COLORS

				
A. EXTERIOR PAINT SHERWIN WILLIAMS WHITE SNOW SW9541	B. EXTERIOR PAINT SHERWIN WILLIAMS 262-C3 SUMMER WHITE SW7557	C. EXTERIOR PAINT SHERWIN WILLIAMS 288-C3 BEACH HOUSE SW7518	D. EXTERIOR PAINT SHERWIN WILLIAMS 200-C6 JUTE BROWN SW6096	E. EXTERIOR PAINT SHERWIN WILLIAMS 226-C7 PERLE NOIR SW9154

