

PORT ORCHARD POLICE DEPARTMENT



2013 ANNUAL REPORT



City of Port Orchard Police Department

Geoffrey C. Marti, Chief of Police
546 Bay Street, Port Orchard, WA 98366
Voice: 360.876.1700 Fax: 360.876.5546_
gmarti@cityofportorchard.us
www.cityofportorchard.us

Citizens of Port Orchard,

I am pleased to provide you information regarding our police departments operations for the year 2013.

This has been a year of change for us, as our Chief of fourteen years was selected as the new Police Chief for the City of Poulsbo. I was honored to be appointed Chief by Mayor Mathis, and confirmed by the City Council in April.

As a result, a Sergeant was promoted to Commander and an Officer to the Sergeant position.

In this report are crime statistics for the City. You may also access past years crime reports, as well as those for other cities of interest at <http://www.waspc.org/cjis-statistics---reports>

These statistics are compiled through NIBRS, which is a National Incident Based Reporting System that all police departments are required to provide their offense and arrest statistics to. On this website you can see the statistics for the State as well all of Washington's cities.

Sincerely,

Geoffrey C Marti

Geoffrey C Marti
Chief of Police

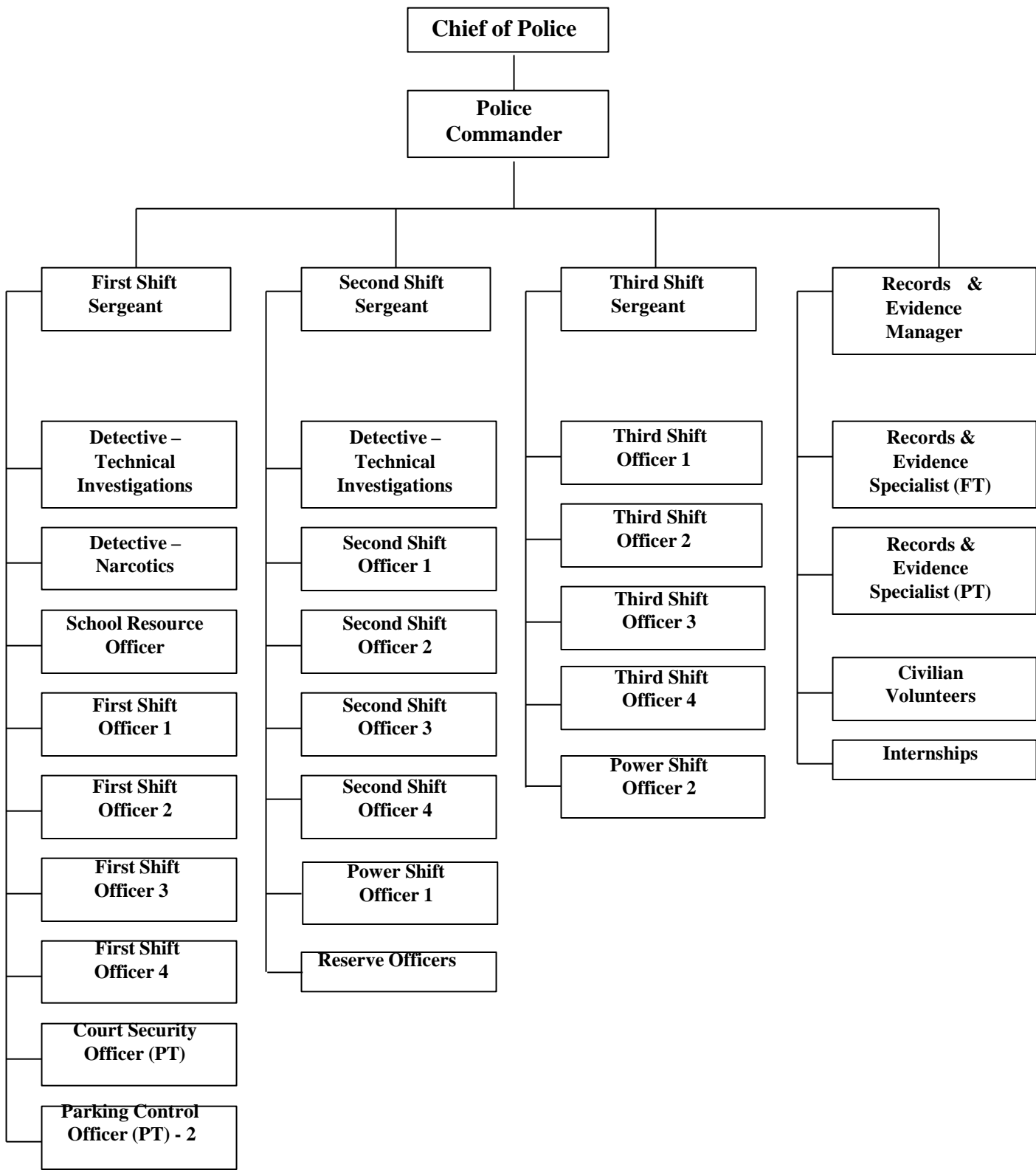


Police Department Mission Statement

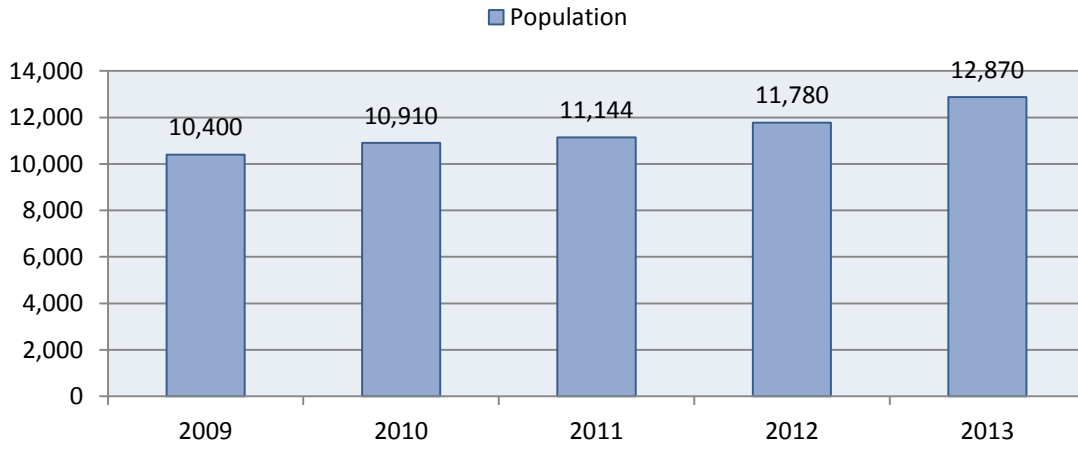
The mission of the Port Orchard Police Department is to work in partnership with the community to protect life and property and to enhance the quality of life in our city through proactive problem solving, fair and equitable law enforcement, and the effective use of resources.

- Our employees are our most valued resource. We value each employee's contribution to the effectiveness of our organization and their participation in the decision making process. We strive to provide opportunities for individual achievement, personal growth, professional development, and recognition of our employees.
- We are committed to a standard of excellence in our profession. We pursue the highest levels of achievement, professionalism, and quality in the services we provide to our community.
- We strive to maintain the highest levels of integrity, ethics, and morals by adhering to the high standards established in the Police Officers Code of Ethics and the foundations established in the Constitution and the laws of the United States and the State of Washington.
- We are committed to the concept of teamwork. We create positive working relationships through community based problem solving, respect toward citizens and coworkers, unity of purpose, and mutual ownership in our department and the services we provide.
- We value the sanctity of life and the equitable treatment of all people.
- We value working with our citizens to solve community based problems.
- We serve with pride within ourselves and the community that we serve.

Identify Opportunities
Imagine the Possibilities
Align Partners
Empower Employees Think,
Act, Move as One Engage the
Community Fulfill the
Promise
Map the Future



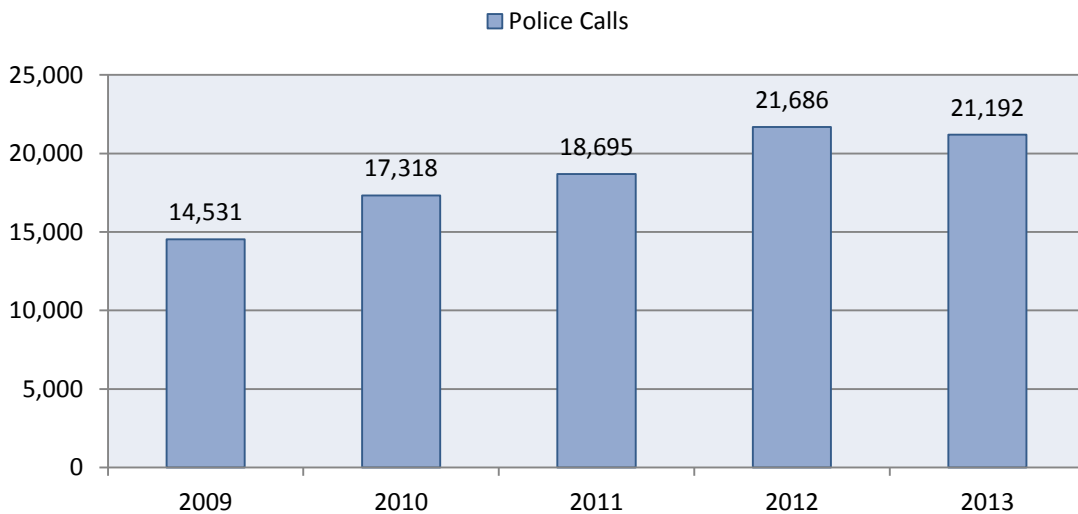
Population



Commissioned Officers



Police Calls for Service



PORT ORCHARD PD

Kitsap County

Population: 12,870
Months Reported: 12

Offense Overview

Offense Total 1,564
of Cleared Offense 627
Percent Cleared 40.1%

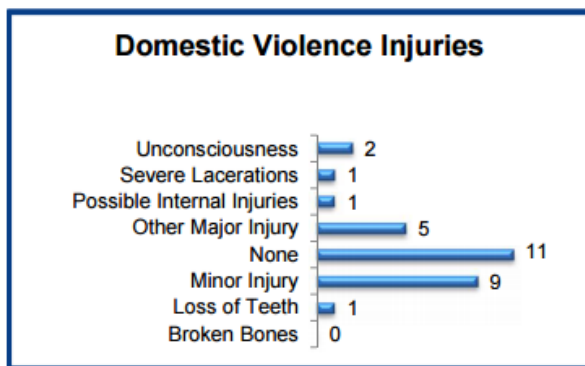
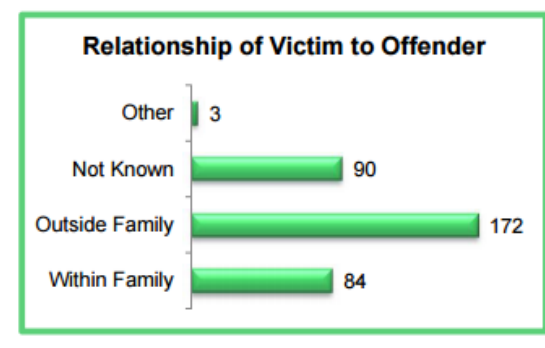
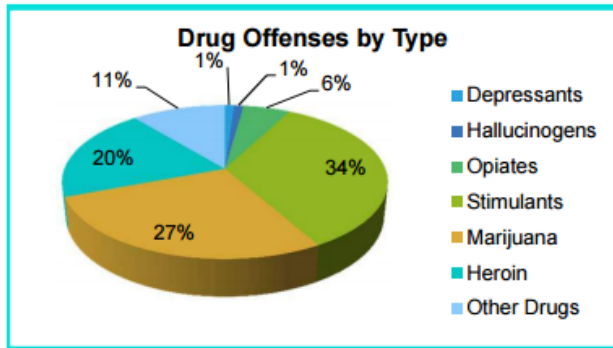
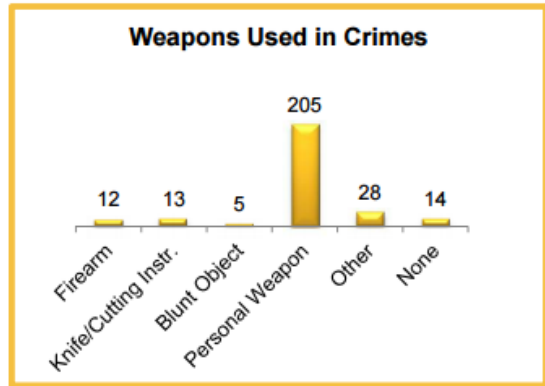
Arrest Overview

Arrest Total 625
Adult Arrest Total 557
Juvenile Arrest Total 68

Group A Offenses	Reported 2012	Reported 2013	% of Change	Crime Rate per 1,000	Total Arrests	DV Offense Totals
Murder	0	0		0.0	0	0
Manslaughter	0	0		0.0	0	0
Forcible Rape	5	9	80.0%	0.7	0	1
Forcible Sodomy	7	1	-85.7%	0.1	0	0
Sexual Assault w/Object	0	0		0.0	0	0
Forcible Fondling	4	2	-50.0%	0.2	1	0
Aggravated Assault	57	57	0.0%	4.4	41	9
Simple Assault	201	174	-13.4%	13.5	95	16
Intimidation	3	4	33.3%	0.3	1	0
Kidnapping	0	1		0.1	1	0
Incest	0	0		0.0	0	0
Statutory Rape	0	1		0.1	0	0
Human Trafficking	0	0		0.0	0	0
Violation of No Contact/Protect.	0	48		3.7	22	2
Robbery	10	11	10.0%	0.9	4	0
Burglary	150	135	-10.0%	10.5	34	1
Larceny Theft	671	629	-6.3%	48.9	239	1
Motor Vehicle Theft	71	51	-28.2%	4.0	1	0
Arson	0	5		0.4	0	0
Destruction of Property	138	128	-7.2%	9.9	21	0
Counterfeiting/Forgery	31	45	45.2%	3.5	11	0
Fraud	34	38	11.8%	3.0	0	0
Embezzlement	4	1	-75.0%	0.1	0	0
Extortion/Blackmail	1	1	0.0%	0.1	0	0
Bribery	0	0		0.0	0	0
Stolen Property Offenses	31	49	58.1%	3.8	15	0
Drug/Narcotic Violations	143	99	-30.8%	7.7	53	0
Drug Equipment Violations	100	62	-38.0%	4.8	15	0
Gambling Offenses	0	0		0.0	0	0
Pornography	0	0		0.0	0	0
Prostitution	0	1		0.1	0	0
Weapon Law Violations	17	12	-29.4%	0.9	3	0
Grand Total	1,678	1,564	-6.8%	121.5	557	30

2013 Group B Arrests

Offense	Adult	Juvenile
Bad Checks	0	0
Curfew/Vagrancy	0	0
Disorderly Conduct	8	0
DUI	51	1
Family Offenses	7	0
Liquor Law Violations	9	4
Peeping Tom	0	0
Trespass	19	3
All Other Offenses	66	3
Total	160	11



2013 Property Values by Type

Type	Value
Seized	\$401
Burned	\$75,004
Counterfeited/Forged	\$8,755
Destroyed/Damaged	\$85,221
Recovered	\$330,127
Stolen	\$962,142
Total	\$1,461,650